


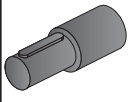
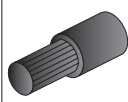
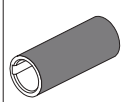
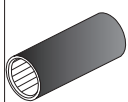

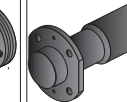
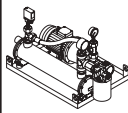
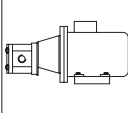
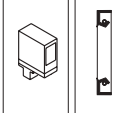
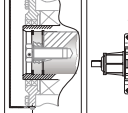
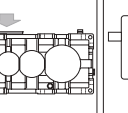
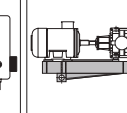


	<b>700 Series</b>		<b>800 Series</b>	<b>Riduttori - motoriduttori paralleli</b> <i>Parallel shaft gearboxes and geared motors</i> Flach- und Aufsteckgetriebe und-Getriebemotoren
<b>RXP/700</b>		<b>RXP/800</b>		
<ul style="list-style-type: none"> <li>1.1 Caratteristiche costruttive</li> <li>1.2 Livelli di pressione sonora SPL [dB(A)]</li> <li>1.3 Criteri di selezione</li> <li>1.4 Verifiche</li> <li>1.5 Stato di fornitura</li> <li>1.6 Normative applicate</li> <li>1.7 Designazione</li> <li>1.8 Lubrificazione</li> <li>1.9 Prestazioni riduttori</li> <li>1.10 Momenti d'inerzia</li> <li>1.11 Dimensioni</li> <li>1.12 Estremità d'albero entrata</li> <li>1.13 Accessori</li> <li>1.14 KIT</li> </ul>	<ul style="list-style-type: none"> <li><i>Construction features</i></li> <li><i>Mean sound pressure levels SPL [dB(A)]</i></li> <li><i>Gear unit selection</i></li> <li><i>Verification</i></li> <li><i>Scope of the supply</i></li> <li><i>Standards applied</i></li> <li><i>Designation</i></li> <li><i>Lubrication</i></li> <li><i>Gear unit ratings</i></li> <li><i>Moments of inertia</i></li> <li><i>Dimensions</i></li> <li><i>Input shaft end</i></li> <li><i>Accessories</i></li> <li><i>KIT</i></li> </ul>	<ul style="list-style-type: none"> <li>Konstruktionsmerkmale</li> <li>Schalldruckpegel SPL [dB(A)]</li> <li>Auswahlkriterien</li> <li>Überprüfungen</li> <li>Lieferzustand</li> <li>Angewendete Normen</li> <li>Bezeichnung</li> <li>Schmierung</li> <li>Leistungen der Getrieben</li> <li>Trägheitsmomente</li> <li>Applizierbare Motoren</li> <li>Ende der Antriebswelle</li> <li>Zubehör</li> <li>KIT</li> </ul>	<ul style="list-style-type: none"> <li>A3</li> <li>A4</li> <li>A5</li> <li>A8</li> <li>A22</li> <li>A26</li> <li>A30</li> <li>A50</li> <li>A56</li> <li>A77</li> <li>A80</li> <li>A104</li> <li>A106</li> <li>A111</li> </ul>	
<b>RXP</b>				



	<b>700 Series</b>		<b>800 Series</b>	<b>Riduttori - motoriduttori ortogonali</b> <i>Helical bevel gearboxes and geared motors</i> Kegelradgetriebe-Kegelradgetriebemotoren
<b>RXO-V-700</b>		<b>RXO-V-800</b>		
<ul style="list-style-type: none"> <li>1.1 Caratteristiche costruttive</li> <li>1.2 Livelli di pressione sonora SPL [dB(A)]</li> <li>1.3 Criteri di selezione</li> <li>1.4 Verifiche</li> <li>1.5 Stato di fornitura</li> <li>1.6 Normative applicate</li> <li>1.7 Designazione</li> <li>1.8 Lubrificazione</li> <li>1.9 Prestazioni riduttori</li> <li>1.10 Momenti d'inerzia</li> <li>1.11 Dimensioni</li> <li>1.12 Estremità d'albero entrata</li> <li>1.13 Accessori</li> <li>1.14 KIT</li> </ul>	<ul style="list-style-type: none"> <li><i>Construction features</i></li> <li><i>Mean sound pressure levels SPL [dB(A)]</i></li> <li><i>Gear unit selection</i></li> <li><i>Verification</i></li> <li><i>Scope of the supply</i></li> <li><i>Standards applied</i></li> <li><i>Designation</i></li> <li><i>Lubrication</i></li> <li><i>Gear unit ratings</i></li> <li><i>Moments of inertia</i></li> <li><i>Dimensions</i></li> <li><i>Input shaft end</i></li> <li><i>Accessories</i></li> <li><i>KIT</i></li> </ul>	<ul style="list-style-type: none"> <li>Konstruktionsmerkmale</li> <li>Schalldruckpegel SPL [dB(A)]</li> <li>Auswahlkriterien</li> <li>Überprüfungen</li> <li>Lieferzustand</li> <li>Angewendete Normen</li> <li>Bezeichnung</li> <li>Schmierung</li> <li>Leistungen der Getrieben</li> <li>Trägheitsmomente</li> <li>Applizierbare Motoren</li> <li>Ende der Antriebswelle</li> <li>Zubehör</li> <li>KIT</li> </ul>	<ul style="list-style-type: none"> <li>B3</li> <li>B4</li> <li>B5</li> <li>B8</li> <li>B22</li> <li>B26</li> <li>B30</li> <li>B54</li> <li>B58</li> <li>B78</li> <li>B80</li> <li>B112</li> <li>B113</li> <li>B118</li> </ul>	
<b>RXO - RXV</b>				



<b>N</b>	<b>D</b>	<b>C</b>	<b>CD</b>	<b>UB B</b>	<b>FD Fn</b>	<b>Estremità uscita</b> <i>Output Configurations</i> Enden der Eingangs- und Ausgangswellen
						
						<b>Accessori e opzioni</b> <i>Accessories and options</i> Zubehör und Optionen
						<b>Posizioni di montaggio</b> <i>Mounting positions</i> Einbaulagen
						<b>Gestione Revisione Cataloghi GSM</b> <i>Managing GSM Catalog Revisions</i> Management Wiederholt Kataloge GSM




SIMBOLO SYMBOL SYMBOL	DEFINIZIONE	DEFINITION	DEFINITION	UNITA' DI MISURA MEASUREMENT UNIT MAßEINHEIT	
<b>fa</b>	Fattore correttivo dell'altitudine	Altitude factor	Höhenkorrekturwert		
<b>Fa<sub>1-2</sub></b>	Carico assiale	<i>Axial load</i>	Axialbelastung	<b>N</b>	1N=0.1daN ≅ 0.1kg
<b>fc</b>	Coefficiente relativo alla temperatura dell'aria	Air temperature factor	Koeffizient bezüglich der Lufttemperatur		
<b>fd</b>	Fattore correttivo del tempo di lavoro	Operation time factor	Korrekturfaktor der Arbeitszeit		
<b>ff</b>	Fattore correttivo di aerazione con ventola	Fan cooling factor	Korrekturfaktor der Belüftung durch Lüfter		
<b>f<sub>Ga</sub></b>	Fattore di affidabilità	Safety factor	Zuverlässigkeitsfaktor		
<b>fm</b>	Fattore correttivo per la posizione di montaggio	Mounting position factor	Korrekturfaktor für einbaulage		
<b>f<sub>n</sub></b>	Fattore correttivo delle prestazioni	Input speed factor	Korrekturfaktor der Leistungen		
<b>fp</b>	Fattore correttivo della temperatura	Ambient temperature factor	Korrekturfaktor der Umgebungstemperatur		
<b>Fr<sub>1-2</sub></b>	Carico Radiale	<i>Radial load</i>	Radialbelastung	<b>N</b>	1N=0.1daN ≅ 0.1kg
<b>Fs</b>	Fattore di servizio	<i>Service factor</i>	Betriebsfaktor		
<b>Fs'</b>	Fattore di servizio riduttore	<i>Gearbox service factor</i>	Betriebsfaktor Getriebe		
<b>fv</b>	Fattore correttivo	Duty cycle factor	Korrekturfaktor		
<b>fw</b>	Coefficiente relativo alla temperatura dell'acqua	Water temperature factor	Koeffizient bezüglich der Wassertemperatur		
<b>IEC</b>	Motori accoppiabili	<i>Motor options</i>	Passende Motoren		
<b>ir</b>	Rapporto di trasmissione	<i>Ratio</i>	Übersetzungsverhältnis		
<b>J</b>	Momento d'inerzia della macchina e del riduttore ridotto all'asse motore	Machine and gear unit inertial load reflected to motor shaft	An der Motorachse reduziertes Trägheitsmoment der Maschine und des Getriebe	<b>Kgxm<sup>2</sup></b>	
<b>J<sub>0</sub></b>	Momento d'inerzia delle masse rotanti sull'asse motore	Inertial load of rotating parts at motor shaft	Trägheitsmoment der an der Motorachse drehenden Massen	<b>Kgxm<sup>2</sup></b>	
<b>kg</b>	Massa	<i>Mass</i>	Masse	<b>kg</b>	
<b>n<sub>1</sub></b>	Velocità albero entrata	<i>Input speed</i>	Antriebsdrehzahl	<b>min<sup>-1</sup></b>	1 min <sup>-1</sup> = 6.283 rad.
<b>n<sub>2</sub></b>	Velocità albero in uscita	<i>Output speed</i>	Abtriebsdrehzahl	<b>min<sup>-1</sup></b>	1 min <sup>-1</sup> = 6.283 rad.
<b>P</b>	Potenza motore	<i>Gear unit power</i>	Leistung Getriebe	<b>kW</b>	
<b>P'</b>	Potenza richiesta in uscita	<i>Output power</i>	Erforderliche Abtriebsleistung	<b>kW</b>	
<b>P<sub>1</sub></b>	Potenza motoriduttore	<i>Gear motor power</i>	Leistung Getriebemotor	<b>kW</b>	1kW = 1.36 HP (PS)
<b>Pc</b>	Potenza corretta	<i>Correct power</i>	Tatsächliche Leistung	<b>kW</b>	
<b>P<sub>N</sub></b>	Potenza nominale	Nominal power	Nennleistung	<b>kW</b>	
<b>P<sub>ta</sub></b>	Potenza termica addizionale	Additional thermal power	Thermische Zusatzgrenzleistung	<b>kW</b>	
<b>P<sub>tN</sub></b>	Potenza termica nominale	Thermal power rating	Termische Nenngrenzleistung	<b>kW</b>	
<b>P<sub>t0</sub></b>	Potenza limite termico	<i>Limit thermal capacity</i>	Thermische Leistungsgrenze	<b>kW</b>	
<b>RD (η)</b>	Rendimento dinamico	<i>Dynamic efficiency</i>	Dynamischer Wirkungsgrad		
<b>RS</b>	Rendimento statico	<i>Static efficiency</i>	Statischer Wirkungsgrad		
<b>T<sub>1f</sub></b>	Coppia frenante dinamica	Dynamic braking torque	Dynamisches Bremsmoment	<b>Nm</b>	
<b>T<sub>1max</sub></b>	Coppia motrice massima	Max drive torque	Max. Antriebsmoment	<b>Nm</b>	
<b>T<sub>1s</sub></b>	Coppia motrice di spunto	Starting torque	Anlaufantriebsdrehmoment	<b>Nm</b>	
<b>Tc</b>	Temperatura ambiente	<i>Ambient temperature</i>	Umgebungstemperatur	<b>°C</b>	
<b>T<sub>N</sub></b>	Coppia nominale	Nominal torque	Nenndrehmoment	<b>Nm, kNm</b>	
<b>T<sub>Tbr</sub></b>	Coppia frenatura motore Autofrenante	Motor braking torque	Motorbremsmoment	<b>Nm, kNm</b>	
<b>T<sub>1a</sub></b>	Coppia limite in ingresso del dispositivo antiretro	income limit torque for back-stop device	Grenzantriebsmoment der Rücklaufsperr	<b>Nm, kNm</b>	
<b>Q<sub>rid</sub></b>	Quantità olio di riempimento del riduttore	Gearbox oil quantity	Öfüllmenge des Getriebe		
<b>Q<sub>min</sub></b>	Quantità olio minima	Minimum tank oil	Minimale Öfüllung im Tank	<b>Nm, kNm</b>	
<b>M<sub>2s</sub></b>	Coppia di slittamento calettatore	Shrink disc slipping torque	Schrumpfscheiben-Schlupfmoment	<b>Nm, kNm</b>	



RXP/700

700 Series



RXP/800


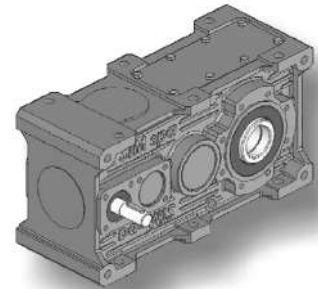
800 Series

RIDOTTORI - MOTORIDOTTORI PARALLELI  
PARALLEL SHAFT GEARBOXES AND GEARED MOTORS  
FLACH-UND AUFSTECKGETRIEBE UND-GETRIEBEMOTOREN




**RXP**

A

700 Series

**RXP1****RXP2****RXP3**

800 Series

**RXP1****RXP2****RXP3****RXP4**

**RX 800:** La nuova gamma di riduttori ad assi paralleli di forma universale, fissa un nuovo standard di riferimento sul mercato, avendo un adeguato dimensionamento atto a garantire la massima e costante affidabilità nelle condizioni di impiego più gravose.

Una risposta efficace alle esigenze di trasmissione di potenza dell'industria medio-pesante e pesante.

A completamento della gamma, abbiamo realizzato anche gli stessi riduttori con interasse lungo. L'incremento della capacità di carico degli ingranaggi e dei cuscinetti ha compattato i riduttori presenti sul mercato, avvicinando l'asse veloce all'asse lento.

Ma con questa nuova serie di riduttori sarete liberi di applicarli con il motore e la Vostra applicazione dallo stesso lato, senza rinunciare alla robustezza che li contraddistingue da sempre.

**RX 700:** Dopo la presentazione dei riduttori della serie 800 è ora pronta la serie 700 ad assi paralleli: il naturale completamento di gamma sulle basse potenze, per una linea di prodotto che fa storia da oltre 40 anni.

Carcassa monolitica rigida con molte predisposizioni di fissaggio, ingranaggi largamente dimensionati e numerosi accessori ed opzioni lo rendono un prodotto solido ed estremamente interessante.

**RX 800:** The new range of universal helical gearboxes, establish a new standard on the market to refer to, having a suitable dimensioning fit for grant the maximum and constant reliability in the more heavy working conditions.

An effective answer to the power transmission requirements of the middle-heavy and heavy industry.

To complete the range, we also made the same gearboxes with long center distance. The increased load capacity of cylindrical gears and bearings has compacted the gearboxes available on the market, reducing the shafts centre distance between input and output.

But with this new series of gearboxes you are free to apply them with the electric motor and your application on the same side, without sacrificing the robustness that sets them apart forever.

**RX 700:** Slightly after the market introduction of the gearboxes RX 800 line the parallel axys series RX 700 is now ready to be launched as a natural complementary range covering the low powers of a product line used as a market reference for longer than 40 years. Sturdy monolithic housing with multiple fixing and connection positions, gears widely oversized and overrated as well as many accessories and optionals making it a strong and reliable product

**RX 800:** Das neue Sortiment an Stirnradgetrieben in einheitlicher Form setzt einen neuen Maßstab im Markt. Eine angemessene Größe gewährleistet die maximale und dauerhafte Zuverlässigkeit unter härtesten Einsatzbedingungen.

Ideal für die Kraftübertragungsanforderungen der Mittel- und Schwerindustrie.

**RX 700:** Nach der Präsentation der Getriebe der Serie 800 kommen wir nun zur Serie 700 mit Wälzgetriebe: als Vervollständigung des Low-Power Sortiments für eine Produktlinie die seit über 40 Jahren erfolgreich im Einsatz ist. Ein starres monolithisches Gehäuse mit vielen Befestigungsmöglichkeiten, reichlich dimensionierte Zahnräder sowie zahlreiches Zubehör und Optionen machen es zu einem soliden und äußerst interessantem Produkt

### 1.1 Caratteristiche costruttive

Le dimensioni dei nostri riduttori e i rapporti di trasmissione seguono la serie dei numeri normali (serie di RENARD) Ra 20 UNI 2016.68.

L'elevato numero di rapporti di trasmissione  $i_N = (1.12 \div 800)$ , consente in alcuni casi di scegliere un riduttore di taglia inferiore.

L'ottimizzazione geometrica dell'ingranaggio unitamente ad una accurata lavorazione, assicura bassi livelli di rumorosità e garantisce elevati rendimenti:

### 1.1 Construction features

*Gear unit dimensions and transmission ratios follow a geometric progression based on the Ra20 series of preferred (or Renard) numbers in accordance with UNI 2016.68.*

*Our broad range of transmission ratios  $i_N = (1.12 \div 800)$  and high ratio density frequently allows selection of a smaller size.*

*Optimal gear geometry and high machining accuracy ensure low noise levels and higher efficiency:*

### 1.1 Konstruktionsmerkmale

#### Allgemeines

Die Baugrößen und Übersetzungen unserer Getriebe sind der normalen Nummernserie (RENARD Reihe) Ra 20 UNI 2016.68 gemäß ausgelegt.

Die zahlreichen Übersetzungsverhältnisse  $i_N = (1.12 \div 800)$  räumen in einigen Fällen die Möglichkeit ein, ein kleineres Getriebe wählen zu können.

Die geometrische Optimierung des Zahnrads verbunden mit einer akkuraten Bearbeitung gewährleistet niedrige Geräuschkentwicklung und einen hohen Wirkungsgrad:

Stadi/Stages/Stufig	Riduttore/Gearbox/Getriebe	RD (%) Rendimento/Efficiency/Wirkungsgrad
1	RXP1	98
2	RXP2	96
3	RXP3 RXP3R	94
4	RXP4	92

### 1.2 Livelli di pressione sonora SPL [dB(A)]

Valori normali di produzione del livello medio di pressione sonora SPL (dB(A)) a velocità in entrata di 1450 giri/min (tolleranza +3 dB(A)). Valori misurati ad 1 m dalla superficie esterna del riduttore ed ottenuti su elaborazione di prove sperimentali. Per raffreddamento artificiale con ventola sommare ai valori di tabella: +2 db(A) per ogni ventola. Per entrata ad un numero di giri diverso sommare i valori come in tabella. Per particolari esigenze è possibile fornire riduttori con livello medio di pressione sonora ridotto.

### 1.2 Mean sound pressure levels SPL [dB(A)]

*Noise levels are mean sound pressure levels SPL (dB(A)) and refer to normal operation at an input speed of 1450 rpm (tolerance +3 dB (A)). Measurements are taken at 1 m from the external surface of the gear unit and ratings are obtained by processing test data. For fan-cooled applications, add 2dB (A) to table values for each fan. For different input speeds, add the appropriate values indicated in the table below. Gear units with lower noise levels to suit particular needs are available on request.*

### 1.2 Schalldruckpegel SPL [dB(A)]

Normale Werte des durchschnittlichen Schalldruckpegels SPL (dB(A)) bei einer Antriebsdrehzahl von 1450 U/min (Toleranz +3 dB(A)). Werte, die aus den Auswertungen der experimentellen Tests, bei denen die Messung in 1 m Entfernung von der Getriebeoberfläche erfolgte, resultieren. Bei Vorliegen einer Zusatzluftkühlung durch Lüfter muss ein Korrekturwert von +2 dB(A) pro Lüfterrad zum Tabellenwert addiert werden. Bei abweichender Antriebsdrehzahl sind die Werte gemäß Tabellenangaben zu addieren. Im Fall besonderer Anforderungen können Getriebe mit einem reduzierten durchschnittlichen Schalldruckpegel geliefert werden.

		RXP1		RXP2		RXP3			RXP 4		
		i < 2.5	i > 2.5	i < 14	i > 14	i < 40	40 < i < 100	i > 100	30 < i < 100	i > 100	
<b>RX 700 Series</b>	<b>700</b>	Valori indicativi massimi 75 dB(A) / Maximum approximate value of 75 dB(A) / Max. Anhaltswerte 75 dB (A)								—	
<b>RX 800 Series</b>	<b>802</b>	80	76	75	72	72	70	67	70	67	
	<b>804</b>	81	77	76	73	73	71	68	71	68	
	<b>806</b>	83	79	77	74	74	72	69	72	69	
	<b>808</b>	84	80	78	75	75	73	70	73	70	
	<b>810</b>	86	82	80	77	77	75	72	75	72	
	<b>812</b>	87	83	81	78	78	76	73	76	73	
	<b>814</b>	89	85	83	80	80	78	75	78	75	
	<b>816</b>	91	87	85	82	82	80	77	80	77	
	<b>818</b>	93	89	87	84	84	82	79	82	79	
	<b>820</b>	95	91	89	86	86	84	81	84	81	
	<b>822</b>	97	93	91	88	88	86	83	86	83	
	<b>824</b>	99	95	93	90	90	88	85	88	85	
	<b>826</b>			95	92	92	90	87	90	87	
<b>828</b>			96	93	93	91	89	91	89		
<b>830</b>					96	94	91	94	91		
<b>832</b>					97	95	92	95	92		
$n_1$ [min <sup>-1</sup> ]	<b>2750</b>	<b>2400</b>	<b>2000</b>	<b>1750</b>	<b>1000</b>	<b>750</b>	<b>500</b>	<b>350</b>			
$\Delta$ SPL [dB(A)]	8	6	4	2	-2	-3	-4	-6			

### 1.3 Criteri di selezione

Conosciuti i dati dell'applicazione calcolare:

$$ir = n_1/n_2;$$

$$P1 = \frac{T_{2n} \times n_2 \times 100}{9550 \times RD\%};$$

$n_1$  - Velocità albero entrata;  
 $n_2$  - Velocità albero uscita;  
 $ir$  - Rapporto di trasmissione;  
 $RD\%$  - Rendimento dinamico;  
 $P1$  - Potenza macchina motrice;  
 $T_{2n}$  - Coppia Uscita Nominale Applicazione

Per selezionare il riduttore è necessario che sia soddisfatta la seguente relazione:

### 1.3 Gear unit selection

Locate application information and determine:

$$ir = n_1/n_2;$$

$$P1 = \frac{T_{2n} \times n_2 \times 100}{9550 \times RD\%};$$

$n_1$  - Input shaft speed;  
 $n_2$  - Output shaft speed;  
 $ir$  - Ratio;  
 $RD\%$  - Dynamic efficiency;  
 $P1$  - Input power;  
 $T_{2n}$  - Application nominal output torque

For gearbox selection the following is necessary:

### 1.3 Auswahlkriterien

Sind die Daten der Anwendung bekannt, ist wie folgt zu kalkulieren:

$$ir = n_1/n_2;$$

$$P1 = \frac{T_{2n} \times n_2 \times 100}{9550 \times RD\%};$$

$n_1$  -Drehzahl Antriebswelle;  
 $n_2$  - Drehzahl Abtriebswelle;  
 $ir$  - Übersetzung;  
 $RD\%$  - Dynamischer Wirkungsgrad;  
 $P1$  - Antriebsleistung;  
 $T_{2n}$  - Effektivmoment

Für die Getriebeauswahl ist folgendes zu beachten:



**Potenza**  
**Power**  
**Leistung**

$$P_N \times fn \geq P_1 \times Fs$$

**Coppia**  
**Torque**  
**Drehmoment**

$$T_N \times fn \geq T_{2n} \times Fs$$

Il valore di  $T_N$  è riportato nelle schede tecniche di prodotto.  
 Le potenze e i momenti torcenti indicati a catalogo nominali sono validi per  $Fs=1$ .

$Fs$  - fattore di Servizio  
 $fn$  - Fattore correttivo delle prestazioni

Scegliere gli stadi, il rapporto, la grandezza, l'esecuzione, la forma costruttiva e verificare le dimensioni del riduttore e di eventuali accessori o particolari estremità.

The  $T_N$  value is write on the product technical sheets.  
 Power and torque ratings stated in the catalogue refer to service factor  $Fs=1$ .

$Fs$  - Service factor  
 $fn$  - Input speed factor

Select number of stages, ratio, size, shaft arrangement and design configuration and then check the dimensions of gear unit and any accessories or particular input/output configurations you have selected.

Den Wert von  $T_N$  finden sie auf den technischen Produkt-Datenblättern  
 Die im Katalog angegebenen Nennleistungen und -drehmomente sind für  $Fs=1$  gültig.

$Fs$  - Betriebsfaktor  
 $fn$  - Korrekturfaktor der leistungen

Die Stufen, Übersetzung, Größe, Ausführung sowie Bauform wählen und die Größe des Getriebes und des eventuellen Zubehörs oder besondere Wellenenden überprüfen.

### 1.3 Criteri di selezione

#### Fattore di servizio - Fs

Il fattore di Servizio Fs dipende:

- a) dalle condizioni di applicazione
- b) dalla durata di funzionamento h/d
- c) avviamenti /ora
- d) dal grado di affidabilità o margine di sicurezza voluto .

Il fattore di servizio per casi specifici può essere assunto direttamente, altrimenti può essere calcolato in base ai singoli fattori: fattore di durata di funzionamento fs, dal numero di avviamenti /ora fv e dal fattore di sicurezza o grado di affidabilità fGa.

Le potenze e i momenti torcenti indicati a catalogo nominali sono validi per Fs=1.

### 1.3 Gear unit selection

#### Service factor - Fs

Service factor Fs is determined on the basis of:

- a) operating conditions of application
- b) operation per day (h/d)
- c) starts and stops per hour
- d) desired reliability or safety factor.

Where service conditions allow it, the recommended service factor for a specific application may be used directly, otherwise the service factor must be calculated and the following factors must be considered: operation time factor fs, duty cycle factor fv and safety or reliability factor fGa.

Power and torque ratings stated in the catalogue refer to service factor Fs=1.

### 1.3 Auswahlkriterien

#### Betriebsfaktor - Fs

Der Betriebsfaktor Fs hängt von folgenden Kriterien ab:

- a) Einsatzbedingungen
- b) Betriebsdauer h/d
- c) Anläufe / Stunden
- d) Zuverlässigkeitsgrad oder gewünschter Sicherheitsbereich.

In spezifischen Fällen kann der Betriebsfaktor direkt übernommen werden, andernfalls kann er den einzelnen Faktoren gemäß berechnet werden: Betriebsdauerfaktor fs, Anläufe/Stunde fv und Sicherheitsfaktor oder Zuverlässigkeitsgrad fGa.

Die im Katalog angegebenen Nennleistungen und -drehmomente sind für Fs=1 gültig.

$$F_s = f_s \times f_v \times f_{Ga}$$

fs

Fattore di durata di funzionamento  
Operation time factor  
Betriebsdauerfaktor

Macchina motrice / Prime mover / Kraftmaschine	h/d	Macchina utilizzatrice Driven Machine Arbeitsmaschine		
		U	M	S
Motori elettrici, Turbine, Motori oleodinamici <i>Electric motors, Turbines, Hydraulic motors</i> Elektrische Motoren, Turbinen, hydraulische Motoren	2	0.8	1.0	1.4
	4	0.9	1.12	1.6
	8	1.0	1.25	1.75
	16	1.25	1.5	2.0
	24	1.5	1.75	2.25
Motori alternativi 4-6 cilindri <i>Combustion engines with 4-6 cylinders</i> Verbrennungsmotoren 4-6 Zylinder	2	0.9	1.12	1.6
	4	1.0	1.25	1.75
	8	1.25	1.5	2.0
	16	1.5	1.75	2.25
	24	1.75	2.0	2.5
Motori alternativi 1-3 cilindri <i>Combustion engines with 1-3 cylinders</i> Verbrennungsmotoren 1-3 Zylinder	2	1.0	1.25	1.75
	4	1.25	1.5	2.0
	8	1.5	1.75	2.25
	16	1.75	2.0	2.5
	24	2.25	2.5	3.0

**U** = macchina a carico uniforme  
**M** = macchina con urti moderati  
**S** = macchina con urti severi

**U** = Uniform load  
**M** = Moderate shock load  
**S** = Heavy shock load

**U** = Maschine mit gleichmäßiger Last  
**M** = Maschine mit mäßigen Stößen  
**S** = Maschine mit harten Stößen

h/d = ore di funzionamento giornaliero

h/d = hours of operation per day

h/d = Betriebsstunden/Tag



- 1 - Per i moltiplicatori di velocità, moltiplicare i valori di fs per 1.1
- 2 - Qualora il motore elettrico sia autofrenante è necessario moltiplicare i valori di fs per 1.1.

- 1 - For speed multipliers, multiply fs by 1.1
- 2 - When you've the brake electric motor, it's needed multiply the fs values for 1.1.

- 1 - Für Geschwindigkeits-Multiplikatoren die fs-Werte mit 1.1 multiplizieren
- 2 - Beim Einsatz von Bremsmotoren sind die fs-Werte mit 1,1 zu multiplizieren.

1.3 Criteri di selezione

1.3 Gear unit selection

1.3 Auswahlkriterien

Classificazione dell'applicazione

Application classification

Klassifikation der Anwendungsbereiche

	SETTORE DI APPLICAZIONE	APPLICATION SECTOR	ANWENDUNGSBEREICHE
U M	<b>AGITATORI</b>	<b>AGITATORS</b>	<b>MISCHER</b>
	Con densità uniforme Con densità non uniforme	Uniform product density Variable product density	mit gleichmäßiger Dichte keine gleichmäßige Dichte
U M	<b>ALIMENTARE</b>	<b>ALIMENTARY</b>	<b>LEBENSMITTELBEREICH</b>
	Maceratori, bollitori, coclee Trituratrici, sbucciatrici, scatoiatrici	Mashers, boilers, screw feeders, blenders, peelers, cartoners	Stampfmühlen, Kocher, Schnecken Zerkleinerer, Schälmaschinen, Einschachtelmaschinen
(1)U,M M S	<b>ARGANI</b>	<b>WINCHES</b>	<b>SEILWINDEN</b>
	Sollevamento Trascinamento Bobinatori	Lifting Dragging Reel winders	Heben Ziehen Aufrollen
	<b>CARTARIO</b>	<b>PAPER MILLS</b>	<b>PAPIER</b>
U M S	Avvolgitori, essiccatrici, pressatrici, Mescolatrici, estrusori, addensatrici Tagliatrici, lucidatrici	Winders, dryers, couch rolls Mixers, extruders, thickeners Cutters, glazing cylinders	Aufwickler, Trockner, Presse, Mischer, Extruder, Verdichter, Schneidevorrichtungen, Poliermaschinen
	<b>CHIMICO</b>	<b>CHEMICAL</b>	<b>CHEMIE</b>
S M	Estrusori, stampatrici Importatrici	Extruders, printing presses Mixers	Extruder, Drucker Vermischer
U M M	<b>COMPRESSORI</b>	<b>COMPRESSORS</b>	<b>KOMPRESSOREN</b>
	Centrifughi Rotativi Assiali	Centrifugal Rotating Axial piston	schleudernde rotierende axiale
M S	<b>DRAGHE</b>	<b>DREDGES</b>	<b>BAGGER</b>
	Trasportatori Estratrici, teste fresatrici	Conveyors Extractors, cutter head drives	Förderer Auszugsvorrichtungen, Fräsköpfe
M M S	<b>EDILIZIA</b>	<b>BUILDING</b>	<b>BAUWESEN</b>
	Betoniere, coclee Frantoi, dosatrici Frantumatrici	Cement mixers, screw feeders Crushers, batchers Stone breakers	Betonmischer, Schnecken Mühlen, Dosiervorrichtungen Brecher
U M M	<b>ELEVATORI</b>	<b>ELEVATORS</b>	<b>HEBER</b>
	A nastro, scale mobili A tazza, montacarichi, skip Ascensori, ponteggi mobili	Belt type, escalators Bucket conveyors, hoists, skip hoists Public lifts, mobile scaffolding	Mit Förderband, Rolltreppen Becherwerke, Lastenaufzüge, Skips Lifte, mobile Gerüste
M M (1)U,M	<b>GRU</b>	<b>CRANES</b>	<b>KRÄNE</b>
	Traslazione Rotazione Sollevamento	Translation Slew Lifting	Verfahren Drehen Heben
M M M	<b>LEGNO</b>	<b>WOOD</b>	<b>HOLZ</b>
	Accatastatori Trasportatori Seghe, piallatrici, fresatrici	Stackers Transporters Saws, thicknessers, routers	Stapler Förderer Sägen, Hobelmaschine, Fräsen
M M S	<b>MACCHINE UTENSILI</b>	<b>MACHINE TOOLS</b>	<b>WERKZEUGMASCHINEN</b>
	Alesatrici, brocciatrici, cesoiatrici Piegatrici, stampatrici Magli, laminatoi	Boring machines, broaching machines, shearing machines Bending machines, press forgers Power hammers, rolling mills	Bohrer, Räummaschine, Schneidemaschinen Biegemaschinen, Stanzmaschinen Gesenkhammer, Walzwerke
U M	<b>MESCOLATORI-MISCELATORI</b>	<b>MIXERS</b>	<b>MISCHER</b>
	Con densità uniforme Con densità non uniforme	Uniform density product Variable density product	Mit gleichmäßiger Dichte Keine gleichmäßige Dichte
S M	<b>MOVIMENTO TERRA</b>	<b>EARTH MOVING MACHINERY</b>	<b>ERDBEWEGUNG</b>
	Escavatrici rotative a pale Trasportatori	Rotating shovel excavators Transporters	Schaufelbagger Förderer
U M,S M,S	<b>POMPE</b>	<b>PUMPS</b>	<b>PUMPEN</b>
	Centrifughe Volumetriche a doppio effetto Volumetriche a semplice effetto	Centrifugal Double acting volumetric Single acting volumetric	Zentrifugalpumpen Doppeleffekt-Verdrängerpumpe Verdrängerpumpe
U M	<b>TRASPORTATORI</b>	<b>CONVEYORS</b>	<b>FÖRDERER</b>
	Su rotaie A nastro	On rails Belts	Auf Rädern Mit Band
M M U	<b>TRATTAMENTO ACQUE</b>	<b>WATER TREATMENT</b>	<b>WASSERAUFBEREITUNG</b>
	Coclee, triturator Mescolatori, decantatori Ossigenatori	Screw feeders, disintegrators Mixers, settlers Oxygenators	Schnecken, Zerkleinerer Mischer, Dekanter Sauerstoffgeräte
U M	<b>VENTILATORI</b>	<b>FAN UNITS</b>	<b>VENTILATOREN</b>
	Di piccole dimensioni Di grandi dimensioni	Small Large	Kleine Große

1) Per la scelta del fs secondo F.E.M. /1.001/1987 consultare il capitolo "sollevamento".

1) For fs selection in accordance with F.E.M. /1.001/1987, please read Chapter "Lifting".

1) Bei der Wahl des fs gemäß F.E.M. /1.001/1987 Bezug auf das Kapitel "Heben" nehmen.

### 1.3 Criteri di selezione

### 1.3 Gear unit selection

### 1.3 Auswahlkriterien

**f<sub>v</sub>**

Numero di avviamenti /ora  
*Duty cycle factor*  
Anläufe/Stunde

f<sub>v</sub> è il fattore correttivo del fattore di servizio F<sub>s</sub>, per tenere conto degli avviamenti/ora. Il fattore di servizio F<sub>s</sub> deve aumentare in caso di avviamenti frequenti con coppia di spunto notevolmente maggiore di quella di regime tenendo conto degli avviamenti per ora secondo la seguente tabella.

This correction factor is used to adjust service F<sub>s</sub> to reflect the number of starts per hour. Where an application involves frequent starts at a starting torque significantly greater than running torque, service factor f<sub>s</sub> must be adjusted to account for the number of starts per hour using the factors indicated in following table.

Anläufe/Stunde f<sub>v</sub> ist Korrekturfaktor des Betriebsfaktors F<sub>s</sub> unter Berücksichtigung der Anläufe/Std. Der Betriebsfaktor F<sub>s</sub> muss bei häufigen Anläufen mit einem erheblich über dem Nenndrehmoment liegenden Anlaufmoment angehoben werden, wobei die Anläufe pro Stunde gemäß nachstehender Tabelle zu berücksichtigen sind.

f <sub>v</sub>	Avv/h - Starts/minute - Anl./Std.	U	M	S
	Z < 5	1	1	1
5 < Z ≤ 30	1.2	1.12	1.06	
30 < Z ≤ 63	1.33	1.2	1.12	
63 < Z	1.5	1.33	1.2	

**f<sub>Ga</sub>**

Fattore affidabilità  
*Safety factor*  
Zuverlässigkeitsfaktor

Un margine di sicurezza o di affidabilità è già inserito nella prestazione di catalogo del riduttore. Se per particolari esigenze è necessaria un' affidabilità maggiore si aumenti il fattore di servizio ed in particolare si può dare i seguenti fattori:

*Catalogue ratings incorporate a safety or reliability factor as standard. If greater reliability is required to meet specific requirements, service factor must be increased using the following factors*

Die Katalogangaben der Getriebeleistungen enthalten bereits einen Sicherheitsbereich oder Zuverlässigkeitsgrad. Falls aufgrund besonderer Anforderungen ein höherer Zuverlässigkeitsgrad verlangt wird, muss der Betriebsfaktor unter Bezugnahme insbesondere auf folgende Faktoren gesteigert werden.

	Grado di affidabilità normale Standard safety factor Normaler Zuverlässigkeitsfaktor	Grado di affidabilità elevato (difficoltà di manutenzione, grande importanza del riduttore nel ciclo produttivo, sicurezza per le persone, ecc...) High safety factor (recommended for difficult maintenance situations, where gear unit performs a critical task in the overall production process or a task such to affect the safety of people, etc...) Hoher Zuverlässigkeitsgrad (schwierige Instandhaltung, für den Produktionszyklus besonders wichtiges Getriebe, Personenschutz, usw....)
f <sub>Ga</sub>	1.0	1.25 - 1.4

**f<sub>n</sub>**

Fattore correttivo delle prestazioni  
*Input speed factor*  
Korrekturfaktor der Leistungen

Fattore correttivo delle prestazioni nominali per tenere conto delle velocità in entrata n<sub>1</sub>>1450 min<sup>-1</sup>

*This correction factor is used to adjust performance ratings to account for input speeds n<sub>1</sub>>1450 min<sup>-1</sup>*

Korrekturfaktor der Nennleistungen unter Berücksichtigung der Eingangsdrehzahlen n<sub>1</sub>>1450 min<sup>-1</sup>

f <sub>n</sub>	<b>RX 700 Series</b>	1.0	Il valore di T <sub>N</sub> (2850 rpm) è riportato nelle schede tecniche di prodotto The T <sub>N</sub> (2850 rpm) value is write on the product technical sheets Den Wert von T <sub>N</sub> (2850 rpm) finden sie auf den technischen Produkt-Datenblättern					
f <sub>n</sub>	<b>RX 800 Series</b>	n <sub>1</sub> [min <sup>-1</sup> ]	i <sub>N</sub> < 8		8 < i <sub>N</sub> < 80		i <sub>N</sub> > 80	
			T <sub>N</sub>	P <sub>N</sub>	T <sub>N</sub>	P <sub>N</sub>	T <sub>N</sub>	P <sub>N</sub>
		2750	0.82	1.56	0.90	1.71	1.00	1.90
		2400	0.85	1.41	0.92	1.52	1.00	1.66
		2000	0.90	1.24	0.94	1.30	1.00	1.38
		1750	0.94	1.13	0.97	1.17	1.00	1.21
		1450	1.00	1.00	1.00	1.00	1.00	1.00

### 1.4 Verifiche

**01**

1) Compatibilità dimensionale con ingombri disponibili (es diametro del tamburo) e delle estremità d'albero con giunti, dischi o pulegge.

**02**

2) Compatibilità del rapporto selezionato con l'esecuzione albero cavo.

**03**

3) Massimo sovraccarico nel caso di:

- inversioni di moto per effetti inerziali,
- commutazioni da bassa ad alta polarità,
- avviamenti e frenature a pieno carico con grandi momenti d'inerzia (soprattutto nel caso di bassi rapporti),
- sovraccarichi, urti od altri effetti dinamici:

### 1.4 Verification

1) Ensure that dimensions are compatible with space constraints (for instance, drum diameter) and shaft ends are compatible with any couplings, discs or pulleys to be used.

2) Ensure that selected ratio is available for the hollow shaft configuration.

3) Determine maximum overload in the event of:

- reversing due to inertia,
- switching from low to high polarity,
- starts and stops under full load with high moment of inertia (this is especially important for low ratios),
- overload, shock load or other dynamic load conditions:

### 1.4 Überprüfungen

1) Kompatibilità der Abmessungen mit verfügbaren Maßen (z.B. Trommeldurchmesser) und der Wellenenden mit den Kupplungen, Scheiben oder Riemenscheiben.

2) Kompatibilità des gewählten Übersetzungsverhältnisses mit der Ausführung der Hohlwelle.

3) Maximale Überlast im Fall von:

- Drehrichtungs-Umkehr aufgrund von Trägheitseffekten,
- Umschaltung von niedriger auf hohe Polarität,
- Anläufe und Bremsungen unter Vollast mit hohen Trägheitsmomenten (vor allem bei niedrigen Übersetzungsverhältnissen),
- Überlasten, Stöße oder andere dynamische Effekte.



### 1.4 Verifiche

Nel caso di avviamenti  $T_{2max}$  può essere considerata come quella parte della coppia accelerante ( $T_{2acc}$ ) che passa attraverso l'asse lento del riduttore:

Avviamento

### 1.4 Verification

For starting,  $T_{2max}$  may be considered as that portion of acceleration ( $T_{2acc}$ ) passing through the gear unit output (low speed) shaft:

Starting

### 1.4 Überprüfungen

Bei Anläufen kann  $T_{2max}$  als der Teil des Beschleunigungsmoments ( $T_{2acc}$ ), der durch die Abtriebsachse des Getriebes läuft, angesehen werden:

Anlauf



$$T_{2max} = T_{2acc} = \left( (0.45 \cdot (T_{1s} + T_{1max}) \cdot ir \cdot \eta) - T_{2n} \right) \cdot \left( \frac{J}{J + J_0 \cdot \eta} \right) + T_{2n} \quad [Nm]$$

dove:

J: momento d'inerzia della macchina e del riduttore ridotto all'asse motore ( $kgm^2$ )

$J_0$ : momento d'inerzia delle masse rotanti sull'asse motore ( $kgm^2$ )

$T_{1s}$ : coppia motrice di spunto (Nm)

$T_{1max}$ : coppia motrice max (Nm)

Where:

J: machine and gear unit inertial load reflected to motor shaft ( $kgm^2$ )

$J_0$ : inertial load of rotating parts at motor shaft ( $kgm^2$ )

$T_{1s}$ : starting torque (Nm)

$T_{1max}$ : max drive torque (Nm)

Hier ist:

J: An der Motorachse reduziertes Trägheitsmoment der Maschine und des Getriebes ( $kgm^2$ )

$J_0$ : Trägheitsmoment der an der Motorachse drehenden Massen ( $kgm^2$ )

$T_{1s}$ : Anlaufantriebsdrehmoment (Nm)

$T_{1max}$ : Max. Antriebsmoment (Nm)

E' necessario che sia soddisfatta la seguente relazione:

The following formula must be satisfied:

Folgende Bedingung muss erfüllt sein:

$$T_{2max} < 2xT_N$$

**04** 4) Numero massimo di giri in entrata  $n_{1max}$

4) Check maximum input speed  $n_{1max}$

4) Max. Antriebsdrehzahl  $n_{1max}$

#### RX 700 Series

Tutte le prestazioni dei riduttori sono calcolate in base a 2850, 1450, 1000 e 500 giri in entrata.

Velocità inferiori a 1400 min-1 ottenute con l'ausilio di riduzioni esterne o di azionamenti, sono sicuramente favorevoli al buon funzionamento del riduttore, il quale può operare con temperature di funzionamento inferiori a vantaggio di tutto il cinematismo.

Per velocità inferiori a 900 min<sup>-1</sup> consultare il nostro Servizio Tecnico Commerciale.

All performances of geraboxes are calculated according to 2850, 1450, 1000 and 500 input rpm.

Speeds lower than 1400 min-1 obtained by means of external reductions or drives, surely contribute to the good working of the gearbox which can operate at lower working temperatures to the advantage of the whole kinematic movement.

In case of input speed below 900 min<sup>-1</sup> please refer to our Technical Commercial Office.

Alle Leistungen der Getriebe werden auf der Grundlage folgender Antriebsdrehzahlen berechnet: 2850, 1450, 1000 und 500 min<sup>-1</sup>.

Drehzahlen unter 1400 min-1, die mit Hilfe äußerer Untersetzungen oder Antriebe erhalten werden, sind für den optimalen Betrieb des Getriebes vorteilhaft, denn so kann dieses mit niedrigen Betriebstemperaturen arbeiten, was sich zum Vorteil der gesamten Getriebegruppe auswirkt.

Für Geschwindigkeiten unter 900 min<sup>-1</sup> wenden sie sich bitte an unsere Technische Abteilung.

RX 800 Series																				
n <sub>1</sub> max (rpm)	ir	802		804		806		808		810		812		814		816		818		
		splash oil	forced lubric.	splash oil	forced lubric.	splash oil	forced lubric.	splash oil	forced lubric.	splash oil	forced lubric.	splash oil	forced lubric.	splash oil	forced lubric.	splash oil	forced lubric.	splash oil	forced lubric.	
RXP1	1.11-1.48	2000	1750	1500	2900	1250	2500	1250	2500	1000	2000	900	2000	800	1750	700	1500	900	1750	
	1.5-2.16	2500	2000	1750		1500	2900	1500	2900	1250	2500	1000	2500	900	2000	800	1750	900	1750	
	2.28-3.23	2900	2500	2000		1750	2900	1750	2900	1500	2900	1500	2900	1500	2900	1000	2000	1000	2000	
	3.47-4.64	3500	2900	2500		2000	3500	2000	3500	2000	3500	2000	3500	1750	2900	1750	2500	1500	2500	
4.85-6.2	3500		2900	2900	2900	2900	2500	3500	2000	2900	2000	2900	2000	2900	2000	2900	2000			
RXP2	4.44-5.72	2900	2500	2500	3500	2000	2900	2000	2900	1750	2500	1500	2500	1500	2500	1500	2500	1250	2000	
	6-8.5		2500			2000	2900	2000	2900	1750	2500	1500	2500	1500	2500	1500	2500	1500	2500	
	9-11.8	3500	2900			2900	3500	2500	3500	2500	3500	2500	3500	2500	3500	2500	3500	2500	3500	2500
	12-16.6		2900			2900	3500	3500	3500	2900	3500	2900	3500	2900	3500	2900	3500	2900	3500	
RXP3	7.3-23.4	2900	2700	2400	3500	2200	3500	1800	3500	1600	3000	1500	2500	1350	2500	1200	2000			
	i > 23.5	3500	3500	2900		2900		3500		2900	3500	2500	3500	2500	3500	2100	2900	2000	2900	
RXP4	i > 110	3500	3500	3500	3500	3500	3500	3500	3500	3500	3500	2900	3500	2900	3500	2900	3500			

n <sub>1</sub> max (rpm)	ir	820		822		824		826		828		830		832			
		splash oil	forced lubric.	splash oil	forced lubric.	splash oil	forced lubric.	splash oil	forced lubric.	splash oil	forced lubric.	splash oil	forced lubric.	splash oil	forced lubric.		
RXP1	1.11-1.48	600	1250	500	1000	Valori su richiesta Ratings supplied on request Wertangaben auf Anfrage											
	1.5-2.16	800	1500	600	1500												
	2.28-3.23	1000	2000	800	1750												
	3.47-4.64	1250	2500	1000	1750												
RXP2	4.44-5.72	1000	1750	800	1500	800	1500	Valori su richiesta Ratings supplied on request Wertangaben auf Anfrage									
	6-8.5	1500	2000	1000	2000	1000	2000										
	9-11.8		2500	1000	2000	1000	2000										
	12-16.6	2000	2900	1500	2900	1500	2500										
RXP3	7.3-23.4	1050	2000	950	1750	850	1500	700	1200	Valori su richiesta Ratings supplied on request Wertangaben auf Anfrage							
	i > 23.5	1750	2900	1750	2500	1450	2200	1250	1750								
RXP4	i > 110	2500	3500	2500	3500	2500	3500	2000	2900								

## 1.4 Verifiche

## 05 5) Verifica carichi radiali e assiali

**RX 700 Series**

Quando la trasmissione del moto avviene tramite meccanismi che generano carichi radiali sull'estremità

dell'albero, è necessario verificare che i valori risultanti non eccedano quelli indicati nelle tabelle delle prestazioni.

Come carico assiale ammissibile contemporaneo si ha:

$$F_{a1-2} = 0.2 \times F_{r1-2}$$

I carichi radiali indicati nelle tabelle si intendono applicati a metà della sporgenza dell'albero standard e sono riferiti ai riduttori operanti con fattore di servizio 1. Per le sporgenze fornite in alternativa, fare riferimento alla sporgenza standard.

Valori intermedi relativi a velocità non riportate possono essere ottenuti per interpolazione considerando però che  $F_{r1}$  a  $500 \text{ min}^{-1}$  e  $F_{r2}$  a  $15 \text{ min}^{-1}$  rappresentano i carichi massimi consentiti.

Per i carichi non agenti sulla mezzeria dell'albero lento o veloce si ha:

a 0.3 della sporgenza:

$$F_{rx} = 1.25 \times F_{r1-2}$$

a 0.8 dalla sporgenza:

$$F_{rx} = 0.8 \times F_{r1-2}$$

## 1.4 Verification

## 5) Overhung and thrust load verification

*Should transmission movement determine radial loads on the angular shaft end, it is necessary to make sure that resulting values do not exceed the ones indicated in the tables.*

*Contemporary permissible axial load is given by the following formula:*

$$F_{a1-2} = 0.2 \times F_{r1-2}$$

*The radial loads shown in the tables are applied on the centre line of the standard shaft extension and are related to gearboxes working with service factor 1. With reference to alternative values of shaft extension, refer to standard shaft extension.*

*Intermediate values of speeds that are not listed can be obtained through interpolation but it must be considered that  $F_{r1}$  at  $500 \text{ min}^{-1}$  and  $F_{r2}$  at  $15 \text{ min}^{-1}$  represent the maximum allowable loads.*

*For loads which are not applied on the centre line of the output or input shaft, following values will be obtained:*

*at 0.3 from extension:*

$$F_{rx} = 1.25 \times F_{r1-2}$$

*at 0.8 from extension:*

$$F_{rx} = 0.8 \times F_{r1-2}$$

## 1.4 Überprüfungen

## 5) Überprüfung der Radial- und Axialkräfte

Wird das Wellenende auch durch Radialkräfte belastet, so muß sichergestellt werden, daß die resultierenden Werte die in der Tabelle angegebenen nicht überschreiten.

Die Axialbelastung beträgt dann:

$$F_{a1-2} = 0.2 \times F_{r1-2}$$

Bei den in der Tabelle angegebenen Radialbelastungen wird eine Kräfteinwirkung auf die Mitte des Wellenendes zugrunde gelegt; außerdem arbeiten die Getriebe mit Betriebsfaktor 1. Bei Einsatz von Sonderabtriebswellen beziehen Sie sich bitte auf die oben aufgeführten Abstände der Standardabtriebswellen.

Zwischenwerte für nicht aufgeführte Drehzahlen können durch Interpolation ermittelt werden. Hierbei ist jedoch zu berücksichtigen, daß der maximale Wert für  $F_{r1}$  bei  $500 \text{ min}^{-1}$  und für  $F_{r2}$  bei  $15 \text{ min}^{-1}$  gilt.

Bei Lasten, die nicht auf die Mitte der Ab- und Antriebswellen wirken, legt man folgende Werte zugrunde:

0.3 vom Wellenabsatz entfernt:

$$F_{rx} = 1.25 \times F_{r1-2}$$

0.8 vom Wellenabsatz entfernt:

$$F_{rx} = 0.8 \times F_{r1-2}$$

1.4 Verifiche

**RX 700 Series**

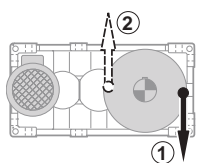
**Calcolo Fr**

Per calcolare il carico Fr agente sull'albero veloce o lento diamo formule approssimate per alcune trasmissioni più comuni, per la determinazione del carico radiale su albero veloce o lento.

$$Fr = k \cdot \frac{T}{d}$$

<b>Fr</b> [N]	Carico radiale approssimato Approximate overhung load Approx. Wert - Radialkraft	<b>d</b> [mm]	Diametro pulegge, ruote Pulley diameter, wheels Durchmesser Räder, Riemenscheiben	<b>k</b>	Fattore di collegamento Connection factor Anschlusswert	<b>T</b> [Nm]	Momento torcente Torque Drehmoment
---------------	----------------------------------------------------------------------------------------	---------------	-----------------------------------------------------------------------------------------	----------	---------------------------------------------------------------	---------------	------------------------------------------

k =	7000	5000	3000	2120	2000
Trasmissioni Drive member Antriebe	Ruote di frizione (gomma su metallo) Friction wheel drive (rubber on metal) Kupplungsräder (Gummi auf Metall)	Cinghie trapezoidali V belt drives Keilriemen	Cinghie dentate Toothed belts Zahnriemen	Ingranaggi cilindrici Spur gears Zylinderzahnräder	Catene Chain drives Ketten



Nel caso di sollevamento con tamburo con tiro verso il basso è preferibile che la fune si avvolga dalla parte opposta al motore (1).  
Nel caso più gravoso del precedente, con tiro verso l'alto, viceversa è preferibile che la fune si avvolga dal lato motore (2).

*In lifting applications using winch drums in a downward pull direction, it is best for the rope to wrap on the side opposite to the motor (1).  
In the more severe case of upward pull direction, the rope should wrap on motor side (2).*

1.4 Überprüfungen

**Berechnung der Fr**

Für die Berechnung der an der Abtriebswelle oder Antriebswelle wirkenden Belastungen Fr geben wir approximative Formeln an, die für einige der allgemeinen Antriebsformen zum Bestimmen der auf die An- oder Abtriebswelle einwirkenden Radialkraft verwendet werden kann.

Verifiche

Caso A)  
Per carichi radiali minori di 0.25 Fr<sub>1</sub>' o Fr<sub>2</sub>' è necessario verificare soltanto che contemporaneamente al carico radiale sia presente un carico assiale non superiore a 0.2 volte Fr<sub>1</sub>' o Fr<sub>2</sub>';

Caso B)  
Per carichi radiali maggiori di 0.25 Fr<sub>1</sub>' o Fr<sub>2</sub>';  
1) Calcolo abbreviato: Fr(input) < Fr<sub>1</sub>' e Fr (output) < Fr<sub>2</sub>' e che contemporaneamente al carico radiale sia presente un carico assiale non superiore a 0.2 volte Fr<sub>1</sub>' o Fr<sub>2</sub>';

2) Calcolo completo per il quale occorre fornire i seguenti dati:  
- momento torcente applicato o potenza applicata  
- n<sub>1</sub> e n<sub>2</sub> (giri al minuto dell'albero veloce e dell'albero lento)  
- carico radiale Fr (direzione, intensità, verso)  
- senso di rotazione dell'albero  
- grandezza e tipo del riduttore scelto  
- tipo olio impiegato e sua viscosità  
- esecuzione grafica assi:  
- carico assiale presente Fa  
Consultare il supporto Tecnico per la verifica.

Verification

Case A)  
For overhung loads lower than 0.25 Fr<sub>1</sub>' or Fr<sub>2</sub>', ensure that the thrust load applied simultaneously with OHL is not greater than 0.2 times Fr<sub>1</sub>' or Fr<sub>2</sub>';

Case B)  
For overhung loads greater than 0.25 Fr<sub>1</sub>' or Fr<sub>2</sub>';  
1) Quick calculation method: Fr(input) < Fr<sub>1</sub>' and Fr (output) < Fr<sub>2</sub>' and thrust load applied simultaneously with OHL not greater than 0.2 times Fr<sub>1</sub>' or Fr<sub>2</sub>';

2) For the standard calculation method, the following information is required:  
- applied torque or power  
- n<sub>1</sub> and n<sub>2</sub> (input and output shaft min<sup>-1</sup>)  
- overhung load Fr (orientation, amount of loading, direction)  
- size and type of selected gear unit  
- oil type and viscosity  
- shaft arrangement:  
- actual thrust load Fa

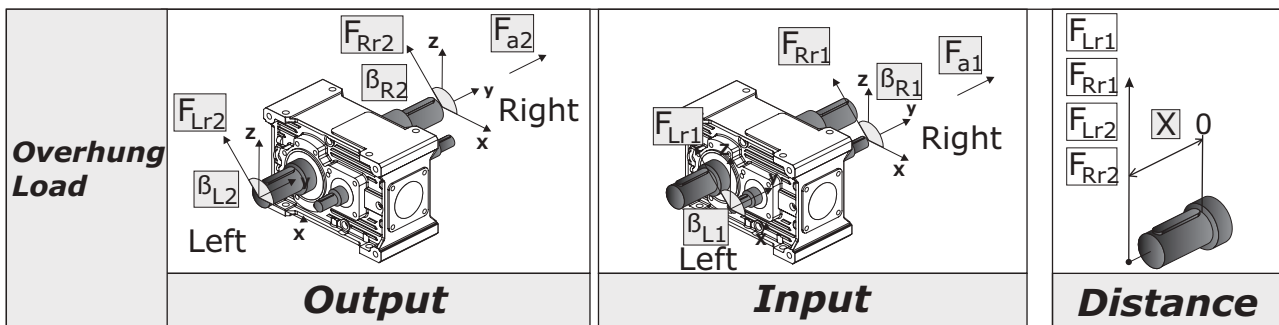
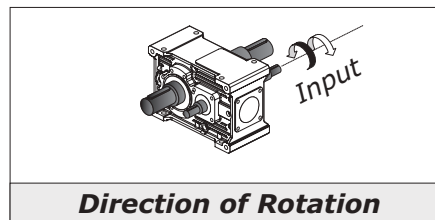
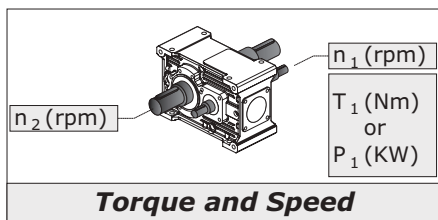
Please contact our Engineering for a verification.

Überprüfungen

Fall A)  
Bei Radialkräften unter 0.25 Fr<sub>1</sub>' oder Fr<sub>2</sub>' muss nur überprüft werden, dass gleichzeitig mit der Belastung durch die Radialkraft auch eine Axialkraft von nicht mehr als 0,2 Mal Fr<sub>1</sub>' oder Fr<sub>2</sub>' vorliegt.

Fall B)  
Bei Radialkräften über 0.25 Fr<sub>1</sub>' oder Fr<sub>2</sub>';  
1) Verkürzte Berechnungsgleichung: Fr(input) < Fr<sub>1</sub>' und Fr (output) < Fr<sub>2</sub>' und dass gleichzeitig mit der Belastung durch die Radialkraft auch eine Axialkraft von nicht mehr als 0.2 Mal Fr<sub>1</sub>' oder Fr<sub>2</sub>' vorliegt.

2) Vollständige Berechnungsgleichung für die folgende Daten erforderlich sind:  
- appliziertes Drehmoment oder applizierte Leistung  
- n<sub>1</sub> und n<sub>2</sub> (Drehungen/Minute der Antriebs- und Abtriebswelle)  
- Radialkraft Fr (Richtung, Intensität, Seite)  
- Drehrichtung der Welle  
- Baugröße und Typ des gewählten Getriebes  
- verwendeter Öltyp und dessen Viskositätsgrad  
- grafische Achsenausführung  
- vorliegende Axialkraft Fa  
Für eine Überprüfung die Technischen Unterlagen konsultieren.



1.4 Verifiche

05 5) Verifica carichi radiali e assiali

**RX 800 Series**

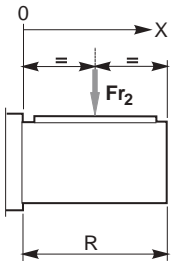
Qualora il collegamento tra riduttore e macchina motrice o operatrice sia effettuato con mezzi che generano carichi radiali sull'estremità d'albero veloce o lento, occorre fare le seguenti verifiche.

Calcolo  $Fr_2'$  e  $Fr_1'$

I carichi massimi  $Fr_1$  e  $Fr_2$  sono calcolati con  $F_s=1$  ed a una distanza dalla battuta dell'albero di 0.5 S se albero veloce o 0.5 R se albero lento.

Tali valori sono riportati nelle tabelle delle prestazioni; per esecuzione Fn vedere sezione T.

Per distanze variabili tra 0 e una distanza "X" bisogna utilizzare le tabelle seguenti:  
 $Fr_2$  con coefficiente A.  
 $Fr_2$  con coefficiente C nel caso di flange FD.  
 $Fr_1$  con coefficiente B.



$$Fr_2' = Fr_2 \cdot \left( \frac{A}{A + X - \frac{R}{2}} \right)$$

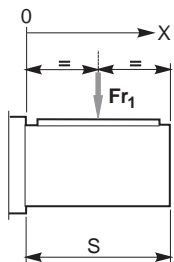
$$Fr_2' = Fr_2 \cdot C$$

solo per esecuzione FD  
 only for FD configuration  
 Nur für Ausführung FD

**A - C**

Coefficienti correttivi del carico radiale di catalogo in uscita  $Fr_2$  in funzione della distanza dalla battuta  
 Load location factors to adjust output OHL capacity rating  $Fr_2$  based on distance from shoulder  
 Korrekturkoeffizient der Radialkraft am Abtrieb  $Fr_2$  gemäß Katalog in Abhängigkeit des Ansatzabstands

	RXP															
	802	804	806	808	810	812	814	816	818	820	822	824	826	828	830	832
<b>A</b>	99	109	124	137	156	175	200	225	236	261	294	331	385	405	447	507
<b>C</b>	1.32	1.35	1.39	1.46	1.49	1.43	1.32	1.32	1.33	1.35	1.32					



$$Fr_1' = Fr_1 \cdot \left( \frac{B}{B + X - \frac{S}{2}} \right)$$

**B**

Coefficienti correttivi del carico radiale di catalogo in entrata  $Fr_1$  in funzione della distanza dalla battuta  
 Load location factors to adjust input OHL capacity rating  $Fr_1$  based on distance from shoulder  
 Korrekturkoeffizient der Radialkraft am Antrieb  $Fr_1$  gemäß Katalog in Abhängigkeit des Ansatzabstands

	Size	802	804	806	808	810	812	814	816	818	820	822	824	826	828	830	832
		<b>B</b>	<b>RXP2</b>	68	75	85	95	105	120	136	152	172	190	210	240	260	300
	<b>RXP3</b>	87	98	110	121	142	155	173	195	212	240	271	305	344	387	435	484
	<b>RXP4</b>	52	52	65	65	81	81	105	105	132	146	161	185	200	230	257	286

1.4 Verification

5) Overhung and thrust load verification

When a gear unit is connected to prime mover or driven machine using overhung drive members that place a radial load on input or output shaft end, check the following loads.

$Fr_2'$  e  $Fr_1'$  calculation

Load capacity ratings  $Fr_1$  and  $Fr_2$  consider a service factor  $F_s=1$  and load location at a distance from shaft shoulder of 0.5 S for input shafts or 0.5 R for output shafts.

These values are reported in the rating tables; for configuration Fn look section T.

Where load is applied at a distance from shoulder between 0 and an "X" distance, refer to the following tables:

$Fr_2$  with load location factor A.  
 $Fr_2$  with load location factor C if an FD flange is used.  
 $Fr_1$  with load location factor B.

1.4 Überprüfungen

5) Überprüfung der Radial- und Axialkräfte

Erfolgt die Verbindung zwischen Getriebe und Kraft- oder Arbeitsmaschine mit Vorrichtungen, die Radialkräfte auf das Ende der Antriebs- oder Abtriebswelle ausüben, sind folgende Überprüfungen erforderlich.

Berechnung von  $Fr_2'$  e  $Fr_1'$

Die maximalen Belastungskräfte  $Fr_1$  und  $Fr_2$  werden mit  $F_s=1$  und auf einem Abstand vom Wellenansatz von 0.5 S im Fall der Antriebswelle oder 0.5 R im Fall der Abtriebswelle berechnet.

Diese Werte werden in den Leistungstabellen angegeben; die Werte von Ausführung Fn, können Sie auf Abschnitt T finden.

Bei zwischen 0 und einer Distanz "X" variierenden Abständen müssen folgende Tabellen verwendet werden:

$Fr_2$  mit Koeffizient A.  
 $Fr_2$  mit Koeffizient C bei FD-Flanschen.  
 $Fr_1$  mit Koeffizient B.

<b><math>Fr_2'</math></b> [N]	Carico radiale ammissibile su albero uscita alla distanza X	Permissible output shaft OHL at distance X	An Abtriebswelle auf Distanz X zulässige Radialkraft
<b><math>Fr_2</math></b> [N]	Carico radiale ammissibile su albero uscita indicato a catalogo	Output shaft OHL capacity as per catalogue rating	An Abtriebswelle gemäß Katalogangaben zulässige Radialkraft
<b>X</b> [mm]	Distanza dalla battuta dell'albero	Distance from shaft shoulder	Distanz vom Wellenansatz
<b>R</b> [mm]	Sporgenza dell'albero uscita	Output shaft projection	Überstand der Abtriebswelle
<b>A</b>	Coefficiente da tabella	Load location factor from table	Koeffizient aus Tabelle
<b>C</b>	Coefficiente da tabella	Load location factor from table	Koeffizient aus Tabelle

<b><math>Fr_1'</math></b> [N]	Carico radiale ammissibile su albero entrata alla distanza X	Permissible input shaft OHL at distance X	An Antriebswelle auf Distanz X zulässige Radialkraft
<b><math>Fr_1</math></b> [N]	Carico radiale ammissibile su albero entrata indicato a catalogo	Input shaft OHL capacity as per catalogue rating	An Antriebswelle gemäß Katalogangaben zulässige Radialkraft
<b>X</b> [mm]	Distanza dalla battuta dell'albero	Distance from shaft shoulder	Distanz vom Wellenansatz
<b>S</b> [mm]	Sporgenza dell'albero entrata	Input shaft projection	Überstand der Antriebswelle
<b>B</b>	Coefficiente da tabella	Load location factor from table	Koeffizient aus Tabelle

1.4 Verifiche

**RX 800 Series**

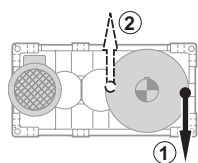
**Calcolo Fr**

Per calcolare il carico Fr agente sull'albero veloce o lento diamo formule approssimate per alcune trasmissioni più comuni, per la determinazione del carico radiale su albero veloce o lento.

$$Fr = k \cdot \frac{T}{d}$$

<b>Fr</b> [N]	Carico radiale approssimato Approximate overhung load Approx. Wert - Radialkraft	<b>d</b> [mm]	Diametro pulegge, ruote Pulley diameter, wheels Durchmesser Räder, Riemenscheiben	<b>k</b>	Fattore di collegamento Connection factor Anschlusswert	<b>T</b> [Nm]	Momento torcente Torque Drehmoment
---------------	----------------------------------------------------------------------------------------	---------------	-----------------------------------------------------------------------------------------	----------	---------------------------------------------------------------	---------------	------------------------------------------

k =	7000	5000	3000	2120	2000
Trasmissioni Drive member Antriebe	Ruote di frizione (gomma su metallo) Friction wheel drive (rubber on metal) Kupplungsräder (Gummi auf Metall)	Cinghie trapezoidali V belt drives Keilriemen	Cinghie dentate Toothed belts Zahnriemen	Ingranaggi cilindrici Spur gears Zylinderzahnräder	Catene Chain drives Ketten



Nel caso di sollevamento con tamburo con tiro verso il basso è preferibile che la fune si avvolga dalla parte opposta al motore (1).  
Nel caso più gravoso del precedente, con tiro verso l'alto, viceversa è preferibile che la fune si avvolga dal lato motore (2).

*In lifting applications using winch drums in a downward pull direction, it is best for the rope to wrap on the side opposite to the motor (1).  
In the more severe case of upward pull direction, the rope should wrap on motor side (2).*

1.4 Überprüfungen

**Berechnung der Fr**

Für die Berechnung der an der Abtriebswelle oder Antriebswelle wirkenden Belastungen Fr geben wir approximative Formeln an, die für einige der allgemeinen Antriebsformen zum Bestimmen der auf die An- oder Abtriebswelle einwirkenden Radialkraft verwendet werden kann.

Verifiche

Caso A)  
Per carichi radiali minori di 0.25 Fr<sub>1</sub>' o Fr<sub>2</sub>' è necessario verificare soltanto che contemporaneamente al carico radiale sia presente un carico assiale non superiore a 0.2 volte Fr<sub>1</sub>' o Fr<sub>2</sub>';  
Caso B)  
Per carichi radiali maggiori di 0.25 Fr<sub>1</sub>' o Fr<sub>2</sub>';  
1) Calcolo abbreviato: Fr(input) < Fr<sub>1</sub>' e Fr (output) < Fr<sub>2</sub>' e che contemporaneamente al carico radiale sia presente un carico assiale non superiore a 0.2 volte Fr<sub>1</sub>' o Fr<sub>2</sub>';

Verification

Case A)  
*For overhung loads lower than 0.25 Fr<sub>1</sub>' or Fr<sub>2</sub>', ensure that the thrust load applied simultaneously with OHL is not greater than 0.2 times Fr<sub>1</sub>' or Fr<sub>2</sub>';*  
Case B)  
*For overhung loads greater than 0.25 Fr<sub>1</sub>' or Fr<sub>2</sub>';*  
1) Quick calculation method: Fr(input) < Fr<sub>1</sub>' and Fr (output) < Fr<sub>2</sub>' and thrust load applied simultaneously with OHL not greater than 0.2 times Fr<sub>1</sub>' or Fr<sub>2</sub>';

Überprüfungen

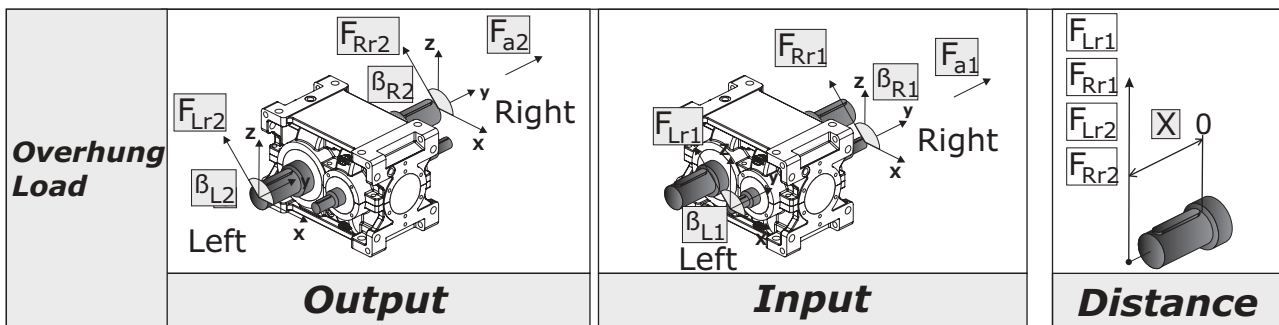
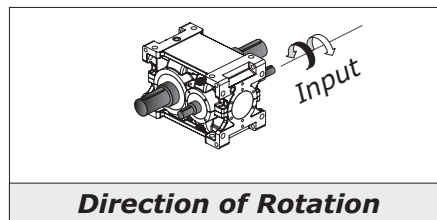
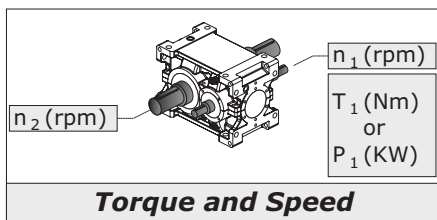
Fall A)  
Bei Radialkräften unter 0.25 Fr<sub>1</sub>' oder Fr<sub>2</sub>' muss nur überprüft werden, dass gleichzeitig mit der Belastung durch die Radialkraft auch eine Axialkraft von nicht mehr als 0,2 Mal Fr<sub>1</sub>' oder Fr<sub>2</sub>' vorliegt.  
Fall B)  
Bei Radialkräften über 0.25 Fr<sub>1</sub>' oder Fr<sub>2</sub>';  
1) Verkürzte Berechnungsgleichung: Fr(input) < Fr<sub>1</sub>' und Fr (output) < Fr<sub>2</sub>' und dass gleichzeitig mit der Belastung durch die Radialkraft auch eine Axialkraft von nicht mehr als 0.2 Mal Fr<sub>1</sub>' oder Fr<sub>2</sub>' vorliegt.

2) Calcolo completo per il quale occorre fornire i seguenti dati:  
- momento torcente applicato o potenza applicata  
- n<sub>1</sub> e n<sub>2</sub> (giri al minuto dell'albero veloce e dell'albero lento)  
- carico radiale Fr (direzione, intensità, verso)  
- senso di rotazione dell'albero  
- grandezza e tipo del riduttore scelto  
- tipo olio impiegato e sua viscosità  
- esecuzione grafica assi:  
- carico assiale presente Fa  
Consultare il supporto Tecnico per la verifica.

2) For the standard calculation method, the following information is required:  
- applied torque or power  
- n<sub>1</sub> and n<sub>2</sub> (input and output shaft min<sup>-1</sup>)  
- overhung load Fr (orientation, amount of loading, direction)  
- size and type of selected gear unit  
- oil type and viscosity  
- shaft arrangement:  
- actual thrust load Fa

2) Vollständige Berechnungsgleichung für die folgende Daten erforderlich sind:  
- appliziertes Drehmoment oder applizierte Leistung  
- n<sub>1</sub> und n<sub>2</sub> (Drehungen/Minute der Antriebs- und Abtriebswelle)  
- Radialkraft Fr (Richtung, Intensität, Seite)  
- Drehrichtung der Welle  
- Baugröße und Typ des gewählten Getriebes  
- verwendeter Öltyp und dessen Viskositätsgrad  
- grafische Achsausführung  
- vorliegende Axialkraft Fa  
Für eine Überprüfung die Technischen Unterlagen konsultieren.

Please contact our Engineering for a verification.



## 1.4 Verifiche

**06** 6) Verifica Posizione di montaggio

**07** 7) Adeguatezza della potenza termica del riduttore:

Nel caso di solo riduttore in servizio continuo o intermittente gravoso in ambienti a temperatura elevata e/o con difficoltà di scambio termico (es. acciaierie) è necessario verificare che la potenza termica nominale corretta dai fattori sia superiore alla potenza assorbita come evidenziato nella seguente equazione:

## 1.4 Verification

6) Check mounting position

7) Ensure gear unit thermal power is suitable for the application:

If a gear unit is to be used in continuous or intermittent duty in environments where high temperatures and/or poor heat exchange are encountered (such as steelworks), check to ensure the thermal power obtained after application of the relevant correction factors is greater than absorbed power, i.e. that the following condition is verified:

$$P_1 \leq P_{IN} \cdot fm \cdot fa \cdot fd \cdot fp \cdot ff \quad [kW]$$

Dove:

$P_{IN}$  = potenza termica nominale  
 $fm$  = fattore correttivo per la posizione di montaggio  
 $fa$  = fattore correttivo dell'altitudine  
 $fd$  = fattore correttivo del tempo di lavoro  
 $fp$  = fattore correttivo della temperatura ambiente  
 $ff$  = fattore correttivo di aerazione con ventola

Where:

$P_{ta}$  = thermal power rating  
 $fm$  = mounting position factor  
 $fa$  = altitude factor  
 $fd$  = operation time factor  
 $fp$  = ambient temperature factor  
 $ff$  = fan cooling factor

## 1.4 Überprüfungen

6) Prüfen der Einbaulage

7) Angemessene thermische Grenzleistung des Getriebes:

Wird ein einziges Getriebe im Dauerbetrieb oder harten Schaltbetrieb in einer Umgebung mit hohen Temperaturen und/oder einem schwierigem Wärmeaustausch (z.B. Stahlwerke) eingesetzt, muss geprüft werden, dass die thermische, von den jeweiligen Faktoren korrigierte Nenngrenzleistung über der Aufnahmeleistung liegt, wie es in der folgenden Gleichung dargestellt wird:

Hier ist:

$P_{ta}$  = thermische Nenngrenzleistung  
 $fm$  = Korrekturfaktor für Einbaulage  
 $fa$  = Höhenkorrekturwert  
 $fd$  = Korrekturfaktor der Arbeitszeit  
 $fp$  = Korrekturfaktor der Umgebungstemperatur  
 $ff$  = Korrekturfaktor der Belüftung durch Lüfter

**RX 700** - Qualora tale condizione non sia verificata occorre consultarci.

**RX 700** - In case such operation condition is not verified please get in touch with us.

**RX 700** - Wenn diese Bedingung nicht erfüllt wird, bitten wir Sie sich an uns zu wenden.

**RX 800** - Qualora tale condizione non sia verificata occorre sostituire la ventola con un gruppo di raffreddamento con scambiatore di calore. Per selezionare il gruppo di raffreddamento adeguato occorre determinare la  $P_{ta}$  necessaria:

**RX 800** - If this condition is not verified, opt for a heat exchanger instead of fan cooling. To select a suitable cooling unit, you need to determine required  $P_{ta}$ :

**RX 800** - Sollte diese Bedingung nicht gegeben sein, muss der Lüfter durch ein Kühlaggregat mit Wärmeaustauscher ersetzt werden. Vor der Wahl des angemessenen Kühlaggregats muss zunächst die erforderliche  $P_{ta}$  bestimmt werden:

**RX 700 Series**  
 $P_{ta} = 0$

$$P_{ta} \geq P_1 - (P_{IN} \cdot fm \cdot fa \cdot fd \cdot fp) \quad [kW]$$

dove:

$P_{ta}$  = potenza termica addizionale

Dopo avere selezionato il gruppo di raffreddamento, ripetere la verifica aggiungendo alla precedente il valore massimo di  $P_{tamax}$  del range identificato espresso in tabella, adeguato con i coefficienti correttivi di temperatura acqua e aria:

Where:

$P_{ta}$  = additional thermal power required

After selecting the cooling unit, check that the following condition is satisfied; as you can see, it considers the upper limit value  $P_{tamax}$  of the resulting tabulated range adjusted using the water and air temperature correction factors:

Hier ist:

$P_{ta}$  = thermische Zusatzgrenzleistung

Nach erfolgter Wahl der Kühlgruppe, die Kontrolle wiederholen und dabei dem vorausgehenden Wert den max. Wert des  $P_{tamax}$  des in der Tabelle angegebenen Bereichs zurechnen und durch die Korrekturkoeffizienten der Wasser- und Lufttemperatur anpassen:

**RX 700 Series**  
 $P_{tmax} = 0$

$$P_1 \leq (P_{IN} \cdot fm \cdot fa \cdot fd \cdot fp) + (P_{tamax} \cdot fw \cdot fc) \quad [kW]$$

dove:

$P_{tamax}$  = potenza termica addizionale del range identificato espresso in tabella  
 $fw$  = coefficiente relativo alla temperatura dell'acqua (esclude fc)  
 $fc$  = coefficiente relativo alla temperatura dell'aria (esclude fw)

Where:

$P_{tamax}$  = additional thermal power required obtained from resulting tabulated range  
 $fw$  = water temperature factor (excludes fc)  
 $fc$  = air temperature factor (excludes fw)

Hier ist:

$P_{tamax}$  = thermische Zusatzgrenzleistung des identifizierten, in der Tabelle angegebenen Bereichs  
 $fw$  = Koeffizient bezüglich der Wassertemperatur (schließt fc aus)  
 $fc$  = Koeffizient bezüglich der Lufttemperatur (schließt fw aus)

1.4 Verifiche

1.4 Verification

1.4 Überprüfungen



$P_{tN}$

Potenza termica nominale  
Thermal power rating  
Termische Nenngrenzleistung

	RX 700 Series					RX 800 Series															
	704	708	712	716	720	802	804	806	808	810	812	814	816	818	820	822	824	826	828	830	832
RXP1	16	24	36	55	82	49	62	82	104	127	160	195	240	304	373	445	553	—	—	—	—
RXP2	—	21	32	45	61	30	39	51	66	82	104	127	160	195	252	304	373	445	553	—	—
RXP3	—	14	21	30	41	24	30	40	52	65	82	102	127	165	205	248	306	368	445	553	665
RXP4	—	—	—	—	—	17	21	27	34	43	53	68	84	101	127	156	195	236	289	365	440

La  $P_{tN}$  è riferita ad un ambiente industriale aperto con velocità dell'aria di 1,4 m/s; nel caso di ambienti confinati scarsamente aerati consultarci  
 $P_{tN}$  refers to an open space industrial environment with air speed 1,4 m/s; in the event of a confined space environment with poor ventilation, please contact the factory  
 Die  $P_{tN}$  bezieht sich immer auf einen Einsatz im industriellen offenen Umfeld mit Luftgeschwindigkeit 1,4 m/s; sollten Umgebungen mit geringer Belüftung daran angrenzen, bitten wir Sie, sich mit uns in Verbindung zu setzen

$f_m$

Fattore correttivo per la posizione di montaggio, velocità e rapporto  
Correction factor accounting for mounting position, speed and ratio  
Korrekturfaktor für Einbaulage, Drehzahl und Übersetzungsverhältnis

$f_m$	RX 700 Series
	1.0

$f_m$		ir	RX 800 Series										
			all	M1-M2-M6	M3-M5			M4					
			$n_1$										
RXP1	802-806	1.11-6.18	1	1	0-749	0- $n_{1max}$	750-1250	1251-1750	1751- $n_{1max}$	750-1250	1251-1750	1751- $n_{1max}$	
	808-814	1.13-2.08			1	1	1	1	1	1	1	1	1
		2.30-6.18			0.9	0.8	0.65	1	0.9	0.7			
	816-824	1.11-2.08			0.95	0.85	0.7	1	1	0.8			
		2.30-6.00			0.7	0.65	0.5	0.9	0.8	0.65			

$f_m$		ir	RX 800 Series									
			all	M1- M2	M3-M6			M4-M5				
			$n_1$									
RXP2	802-806	4.46-21.9	1	1	0-749	0- $n_{1max}$	750-1250	1251-1750	1751- $n_{1max}$	750-1250	1251-1750	1751- $n_{1max}$
	808-814	4.44-11.8			1	1	1	1	1	1	1	
		12.0-21.7			0.95	0.85	0.7	0.85	0.75	0.6		
	816-820	4.44-11.6			1	1	1	1	1	1	1	
		12.4-21.9			0.85	0.75	0.6	0.7	0.65	0.5		
	822-828	4.52-11.8			0.9	0.8	0.65	0.75	0.7	0.55		
12.2-23.2		0.75	0.7	0.55	0.7	0.6	0.5					

$f_m$		ir	RX 800 Series									
			all	M1- M2	M3-M6			M4-M5				
			$n_1$									
RXP3	802-806	19.3-142	1	1	0-749	0- $n_{1max}$	750-1250	1251-1750	1751- $n_{1max}$	750-1250	1251-1750	1751- $n_{1max}$
	808-814	19.3-41.7			1	1	1	1	1	1		
		44.0-140			0.95	0.85	0.7	0.9	0.8	0.65		
	816-820	19.5-43.0			1	1	1	1	1	1		
		46.4-142			0.9	0.8	0.65	0.85	0.75	0.6		
	822-832	19.3-43.0			1	1	1	1	1	1		
		44.0-144			0.85	0.75	0.6	0.75	0.7	0.55		

N.B.  
I valori di  $n_{1max}$  sono riportati al punto 4

NOTE:  
 $n_{1max}$  values are listed at point 4

HINWEIS:  
Die Werte  $n_{1max}$  werden unter Punkt 4 angegeben.  
 $f_m=1$  - / falls  $n_1$  eine Zwangsschmierung erfordert

$f_m=1$  - nel caso in cui  $n_1$  richieda la lubrificazione forzata

$f_m=1$  - if  $n_1$  required forced lubrication

1.4 Verifiche

1.4 Verification

1.4 Überprüfungen

fa

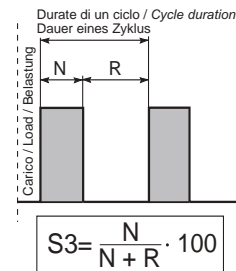
Fattore correttivo dell'altitudine  
Altitude factor  
Korrekturwert der Höhe

m	0	750	1500	2250	3000
fa	1	0.95	0.90	0.85	0.81

fd

Fattore correttivo del tempo di lavoro  
Operation time factor  
Korrekturwert der Betriebszeit

S3%	100	80	60	40	20
fd	1	1.05	1.15	1.35	1.8



fp

Fattore correttivo della temperatura ambiente  
Ambient temperature factor  
Korrekturfaktor der Umgebungstemperatur

Temperatura ambiente Ambient temperature Umgebungstemperatur	50 °C	40 °C	30 °C	20 °C	10 °C	0 °C
fp	0.63	0.75	0.87	1	1.12	1.25

ff

Fattore di aerazione  
Aeration factor  
Belüftungsfaktor

**RX 700 Series**

ff	1	Riduttore senza ventilazione forzata / Non ventilated gearbox / Nicht belüftetes Getriebe
----	---	-------------------------------------------------------------------------------------------

Il fattore correttivo ff della potenza termica che tiene conto dell'effetto refrigerante della ventola assume in accordo con le norme AGMA 6010.E88 i valori riportati nella tabella. L'impiego è limitato alle velocità maggiori o uguali a 700 min<sup>-1</sup>.

Cooling fan factors ff reported in table 8 are in accordance with AGMA 6010.E88 and can be used directly to adjust thermal power to reflect the use of a cooling fan. These factors must only be used for speeds equal to 700 rpm and higher.

In Übereinstimmung mit den Normen AGMA 6010.E88 nimmt der Korrekturwert ff der thermischen Grenzleistung, der den Kühleffekt des Lüfters berücksichtigt, die in der Tabelle angegebenen Werte an. Der Einsatz beschränkt sich auf die Drehzahlen die 700 min<sup>-1</sup> betragen oder darüber liegen.

**RX 800 Series**

ff	Tipo Type Typ	Tipo ventola Fan type Lüfertyp	Note Notes Hinweise	
1.5	RXP1	VE	—	
		VS - VD		
1.25	RXP2 RXP3	VE	—	
1.5		V	—	
1.75		2V	—	
1.25		VS - VD	Lato motore / Motor side / Motorseite	
1.5			Lato opposto motore / Opposite site / Dem Motor gegenüberliegende Seite	



1.4 Verifiche

1.4 Verification

1.4 Überprüfungen



**Pta** [kW]

Potenza termica addizionale  
Additional thermal power  
Thermische Zusatzgrenzleistung

Raffreddamento con scambiatore acqua-olio (Tacqua=15°C)  
Cooling by water-oil exchanger (Twater=15°C)  
Kühlung durch Wasser-/Ölaustauscher (TWasser=15°C)

RFW...		RXP 1	RXP 2	RXP 3	RXP 4
Size	Q <sub>min</sub>				
1	6	≤ 135	≤ 66	≤ 46	≤ 37
2	6	136 ÷ 219	67 ÷ 108	47 ÷ 74	38 ÷ 59
3	16	220 ÷ 412	109 ÷ 202	75 ÷ 139	60 ÷ 111
4	30	413 ÷ 1104	203 ÷ 542	140 ÷ 373	112 ÷ 298
5	80	1105 ÷ 1972	543 ÷ 968	374 ÷ 666	299 ÷ 533

Raffreddamento con scambiatore aria-olio (Taria=20°C)  
Cooling by air-oil exchanger (Tair=20°C)  
Kühlung durch Luft-/Ölaustauscher (TLuft=20°C)

RFA...		RXP 1	RXP 2	RXP 3	RXP 4
Size	Q <sub>min</sub>				
1	6	≤ 304	≤ 149	≤ 103	≤ 82
2	13	305 ÷ 407	150 ÷ 200	104 ÷ 138	83 ÷ 110
3-A 3-B	32	408 ÷ 798	201 ÷ 392	139 ÷ 269	111 ÷ 215
4	112	799 ÷ 1336	393 ÷ 656	270 ÷ 451	216 ÷ 361
5	112	1337 ÷ 2003	657 ÷ 984	452 ÷ 676	362 ÷ 541
6	160	2004 ÷ 2516	985 ÷ 1235	677 ÷ 849	452 ÷ 679
7	160	2517 ÷ 3952	1236 ÷ 1940	850 ÷ 1334	680 ÷ 1067

**fw**

Coefficiente relativo alla temperatura dell'acqua  
Water temperature factor  
Koeffizient bezüglich der Wassertemperatur

Twater	15°C	20° C	25° C	30° C
<b>fw</b>	1	0.85	0.7	0.6

**fc**

Coefficiente relativo alla temperatura dell'aria  
Air temperature factor  
Koeffizient bezüglich der Lufttemperatur

Tair	15° C	20° C	25° C	30° C	35° C	40° C
<b>fc</b>	1.12	1	0.88	0.75	0.65	0.5

Una volta selezionato lo scambiatore è necessario verificare se la quantità di olio del riduttore è sufficiente a garantire un corretto funzionamento del gruppo. Pertanto deve essere verificata la relazione:

After selecting the cooling system it's necessary to check if the oil quantity is enough for making it work.

Nach der Auswahl des Kühlsystems ist es nötig mit unten stehender Formel zu überprüfen, ob die Ölmenge für diese Arbeit ausreichend ist:

Therefore check the following formula:

$$Q_{rid} \geq Q_{min} \times 1.2$$

**Q<sub>rid</sub>** - Quantità olio di riempimento del riduttore (vedere 1.8)

**Q<sub>rid</sub>** - Gearbox oil quantity (l) look at points 1.8

**Q<sub>rid</sub>** - Ölfüllmenge des Getriebes siehe Punkt 1.8

**Q<sub>min</sub>** - Quantità olio minima che deve avere il serbatoio olio per garantire il funzionamento del gruppo.

**Q<sub>min</sub>** - Minimum tank oil quantity to assure the cooling running.

**Q<sub>min</sub>** - Minimale Ölfüllung im Tank, um die Kühlung sicherzustellen.

Qualora la relazione non fosse soddisfatta è necessario prevedere un serbatoio aggiuntivo

If the formula is not satisfied, it will be necessary to add another oil tank.

Sollte die Relation nicht zufriedenstellend sein, muss ein Zusatztank vorgesehen werden.

**08** 8) Compatibilità esecuzione grafica e forma costruttiva.

A seguito alcune tabelle che riassumono la compatibilità tra esecuzione grafica, estremità di entrata ed uscita, ventola e antiretro.

8) Ensure that shaft arrangement and design configuration are compatible.

The following table provides an overview of available options in terms of shaft arrangements, input and output configurations, fan and backstop, and their compatibility.

8) Kompatibilität der grafischen Ausführung und der Bauform.

In Folge werden die Kompatibilitäten zwischen grafischer Ausführung, Ende der Antriebs- und Abtriebswelle, Lüfter und Rücklaufsperr in einer Tabelle zusammengefasst.

1.4 Verifiche

1.4 Verification

1.4 Überprüfungen

RXP1

ESECUZIONI GRAFICHE / SHAFT ARRANGEMENTS GRAFISCHE AUSFÜHRUNGEN: A - B			
A = N e/and/und D B = FD e/and/und Fn		Antiretro/Backstop/Rücklaufsperr	
		—	AR
VENTOLE FANS LÜFTERRÄDER	— VE	A+B A+B	A A
ECE			
ESECUZIONI GRAFICHE / SHAFT ARRANGEMENTS GRAFISCHE AUSFÜHRUNGEN: AUD-BUS-ABU-BBU			
A = N e/and/und D B = FD e/and/und Fn		Antiretro/Backstop/Rücklaufsperr	
		—	AR
VENTOLE FANS LÜFTERRÄDER	— VE	A —	A —
ECE			
ESECUZIONI GRAFICHE / SHAFT ARRANGEMENTS GRAFISCHE AUSFÜHRUNGEN: C1-C2			
		Antiretro/Backstop/Rücklaufsperr	
		—	AR
VENTOLE FANS LÜFTERRÄDER	— VE	—	—
ECE			
ESECUZIONI GRAFICHE / SHAFT ARRANGEMENTS GRAFISCHE AUSFÜHRUNGEN: C1D - C2S			
		Antiretro/Backstop/Rücklaufsperr	
		—	AR
VENTOLE FANS LÜFTERRÄDER	— VE	—	—
ECE			
ESECUZIONI GRAFICHE / SHAFT ARRANGEMENTS GRAFISCHE AUSFÜHRUNGEN: C1S - C2D			
		Antiretro/Backstop/Rücklaufsperr	
		—	AR
VENTOLE FANS LÜFTERRÄDER	— VE	—	—
ECE			

ESECUZIONI GRAFICHE / SHAFT ARRANGEMENTS GRAFISCHE AUSFÜHRUNGEN: ABE			
A = N e/and/und D B = FD e/and/und Fn		Antiretro/Backstop/Rücklaufsperr	
		—	AR
VENTOLE FANS LÜFTERRÄDER	— VD VS	A —	—
ECE			
ESECUZIONI GRAFICHE / SHAFT ARRANGEMENTS GRAFISCHE AUSFÜHRUNGEN: BBE			
A = N e/and/und D B = FD e/and/und Fn		Antiretro/Backstop/Rücklaufsperr	
		—	AR
VENTOLE FANS LÜFTERRÄDER	— VD VS	— — A+B	— — —
ECE			
ESECUZIONI GRAFICHE / SHAFT ARRANGEMENTS GRAFISCHE AUSFÜHRUNGEN: C3			
		Antiretro/Backstop/Rücklaufsperr	
		—	AR
VENTOLE FANS LÜFTERRÄDER	— VD VS	— —	—
ECE			
ESECUZIONI GRAFICHE / SHAFT ARRANGEMENTS GRAFISCHE AUSFÜHRUNGEN: BEU - C1D - C3S			
		Antiretro/Backstop/Rücklaufsperr	
		—	AR
VENTOLE FANS LÜFTERRÄDER	— VD VE	—	—
ECE			

RXP2

ESECUZIONI GRAFICHE / SHAFT ARRANGEMENTS GRAFISCHE AUSFÜHRUNGEN: A - B - AUD - BUS - ABU BBU - C1 - C2 - C1D - C1S - C2D - C2S			
A = N e/and/und D B = FD e/and/und Fn		Antiretro/Backstop/Rücklaufsperr	
		—	AR
VENTOLE FANS LÜFTERRÄDER	— VE V 2V	—	—
ECE			
		—	—
PAM			

ESECUZIONI GRAFICHE / SHAFT ARRANGEMENTS GRAFISCHE AUSFÜHRUNGEN: ABE - BBE - BEU - C3 - C3D - C3S				
A = N e/and/und D B = FD e/and/und Fn		Antiretro/Backstop/Rücklaufsperr		
		—	AR	
VENTOLE	— VS VD 2V	—	—	
	ECE			
	— VS	—	—	
	ECE-PAM			
		—	—	
PAM-ECE				

RXP3

ESECUZIONI GRAFICHE / SHAFT ARRANGEMENTS GRAFISCHE AUSFÜHRUNGEN: A - B - AUD - BUS - ABU BBU - C1 - C2 - C1D - C1S - C2D - C2S			
A = N e/and/und D B = FD e/and/und Fn		Antiretro/Backstop/Rücklaufsperr	
		—	AR
VENTOLE FANS LÜFTERRÄDER	— VE V 2V	—	—
ECE			
		—	—
PAM			

ESECUZIONI GRAFICHE / SHAFT ARRANGEMENTS GRAFISCHE AUSFÜHRUNGEN: ABE - BBE - BEU C3D - C3S				
A = N e/and/und D B = FD e/and/und Fn		Antiretro/Backstop/Rücklaufsperr		
		—	AR	
VENTOLE	— VS VD 2V	—	—	
	ECE			
	— VS	—	—	
	ECE-PAM			
		—	—	
PAM-ECE				

**1.4 Verifiche**

**1.4 Verification**

**1.4 Überprüfungen**

**09** 9) Condizioni di impiego:  
9.1 -  $t_a > 0$  °C: vedere i punti 1.8;  
9.2 -  $t_a < -10$  °C: contattare il nostro servizio tecnico-commerciale.

9) *Using conditions:*  
9.1 -  $t_a > 0$  °C: look at points 1.8;  
9.2 -  $t_a < -10$  °C: contact our technical sales dept.

9) Anwendungsbedingungen:  
9.1 -  $t_a > 0$  °C: siehe Punkt 1.8;  
9.2 -  $t_a < -10$  °C: bitte kontaktieren sie unsere technische Verkaufsabteilung.

**10** 10) Coppia di slittamento del calettatore

10) *Shrink disk slipping torque*

10) Schrumpfscheiben-Schlupfmoment

E' necessario che sia soddisfatta la seguente relazione:

*The following formula must be satisfied:*

Folgende Bedingung muss erfüllt sein:

$$M_{2s} > T_{2max}$$

Coppia Slittamento Slipping torques Rutsch- momente $M_{2s}$ [kNm]	RX 700 Series					RX 800 Series														
	704	708	712	716	720	802	804	806	808	810	812	814	816	818	820	822	824	826	828	830
	0.34	0.78	1.52	2.5	8.3	4.6	8.3	12.0	20.2	23.0	31.7	42.3	61.5	86.0	138	240	320	415	612	788

$T_{2max}$  - Coppia Uscita Sovraccarico Applicazione

$T_{2max}$  - *Application overloaded output torque*

$T_{2max}$  - Maximalmoment bei Überlast

$M_{2s}$  - Coppia di slittamento calettatore

$M_{2s}$  - *Shrink disc slipping torque:*

$M_{2s}$  - Schrumpfscheiben-Schlupfmoment:

**11** 11) Coppie antiretro

11) *Back-stop device torque*

11) Rücklauf-Drehmomente

E' necessario che sia soddisfatta la seguente relazione:

*The following ratio must be met:*

*Folgendes Verhältnis muss gegeben sein*

$$T_{1a} > \left( \frac{T_{2r} * 100}{RD * ir} \right)$$

RX 700 Series	$T_{1a}$		
	RXP1	RXP2	RXP3
704	48	—	—
708	75	48	A richiesta On request Auf Anfrage
712	201	75	
716	378	201	
720	551	378	

RX 800 Series	$T_{1a}$			
	RXP1	RXP2	RXP3	RXP4
802	1088	378	126	A richiesta On request Auf Anfrage
804	1088	463	126	
806	1219	1088	236	
808	2131	1088	378	
810	3863	1219	551	
812	3863	2131	875	
814	5061	3863	1000	
816	8000	3863	1088	
818	9857	5061	1972	
820	9857	8000	3155	
822	A richiesta On request Auf Anfrage	9857	A richiesta On request Auf Anfrage	
824	A richiesta On request Auf Anfrage	9857		
826	—	16317		
828		A richiesta On request Auf Anfrage		
830	—	A richiesta On request Auf Anfrage	A richiesta On request Auf Anfrage	
832	—	—		

$T_{2r}$  = Coppia uscita moto retrogrado;  
RD = Rendimento dinamico riduttore;  
ir = rapporto riduzione

$T_{2r}$  = *output torque retrograde motion;*  
 $RD$  = *gearbox dynamic performance;*  
 $ir$  = *reduction ratio*

$T_{2r}$  = Rückläufiges Abtriebsdrehmoment  
 $RD$  = Dynamischer Getriebewirkungsgrad  
 $ir$  = Untersetzungsverhältnis

$T_{1a}$  = Coppia limite in ingresso del dispositivo antiretro - [Nm].

$T_{1a}$  = *income limit torque for back-stop device - [Nm].*

$T_{1a}$  = *Grenzantriebsmoment der Rücklauf Sperre - [Nm].*

1.4 Verifiche

1.4 Verification

1.4 Überprüfungen

12) Verifica peso motore elettrico:

12) Verify of the electric motor weight:

12)Überprüfung des

**RX 700 Series**

Qualora la grandezza del motore elettrico installato sia maggiore della IEC 180 (peso 165 Kg) e qualora la posizione di montaggio del riduttore sia tale da porre il motore nelle posizioni 1-2-3 è necessario contattare il nostro servizio tecnico per verificare se l'installazione è idonea, considerando il peso del motore installato e il fattore di servizio dell'applicazione.

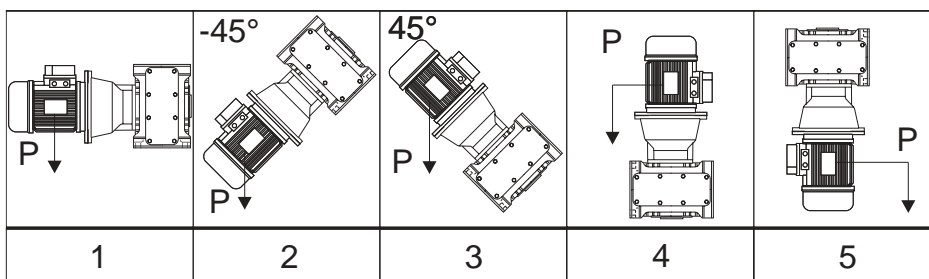
If the input electric motor is bigger than IEC 180 (weight 165 Kg) and the mounting position is 1-2-3, it will be necessary to contact our technical sales department to check the electric motor weight and the service factor of the installation.

Wenn der elektrische Antriebsmotor größer als IEC 180 (ca. 165 kg Gewicht) und in Position 1 bis 3 montiert ist, kontaktieren sie bitte unsere technische Verkaufsabteilung wegen Überprüfung von Gewicht und Servicefaktor.

P<sub>KG</sub> - peso motore elettrico

P<sub>KG</sub> - Electric motor weight

P<sub>KG</sub> - Gewicht E-Motor



RX 800 Series		63	71	80	90	100	112	132	160	180	200	225	250	280	315	355
RXP2	802										*					
	804										*	*				
	806											*				
	808												*	*		
	810													*	*	
	812														*	
	814															*
	816															*
	818															*
820															*	
RXP3	802								*	*	*					
	804								*	*	*	*				
	806									*	*	*				
	808									*	*	*	*			
	810										*	*	*	*	*	
	812											*	*	*	*	
	814											*	*	*	*	
	816												*	*	*	*
	818													*	*	*
820													*	*	*	

\* Accoppiamenti consentiti solamente in posizioni di montaggio M5 ed M6.

\* Given motor/gearbox connections are possible only in presence of mounting positions M5 and M6.

\* Die obengenannten motor/getriebe verbindungen sind nur bei einbau M5 und M6 moeglich.

I motori autofrenanti di taglia maggiore o uguale a 160 e/o di peso maggiore a 140 Kg accoppiati agli RXP3 devono essere supportati anche con l' ausilio dei propri piedi (B3-B5).

The brake motors above size 160 and/or the weight bigger than weight 140 Kg, coupled with RXP3 must be supported by their own mounting feet as well (B3-B5)..

\* Bremsmotoren ab Grosse 160, and/oder das Gewicht größer als etwa 140 Kg , (inbegriffen) die am getriebe RXP3 angebaut werden, muessen eigene Fuesse haben (B3-B5).

## 1.4 Verifiche

**13** 13) Coppia frenatura-Motore Autofrenante

Nel caso di frenature  $T_{2max}$  può essere considerata come quella parte della coppia decelerante ( $T_{2dec}$ ) che passa attraverso l'asse lento del riduttore:

## 1.4 Verification

## 13) Braking torque - Brake motor

For braking  $T_{2max}$  may be considered as that portion of deceleration torque ( $T_{2dec}$ ) passing through the gear unit output (low speed) shaft:

## 1.4 Überprüfungen

## 13) Bremsmoment – Bremsmotor

Bei Bremsungen kann  $T_{2max}$  als der Teil des Beschleunigungsmoments Abbremsmoment ( $T_{2dec}$ ), der durch die Abtriebsachse des Getriebes läuft, angesehen werden:

$$T_{2max} = T_{2dec} = \left( \left( \frac{T_{1f} \cdot ir}{\eta} \right) - T_{2n} \right) \cdot \left( \frac{J}{J + \frac{J_0}{\eta}} \right) + T_{2n} \quad [\text{Nm}]$$

dove:

J: momento d'inerzia della macchina e del riduttore ridotto all'asse motore ( $\text{kgm}^2$ )

$J_0$ : momento d'inerzia delle masse rotanti sull'asse motore ( $\text{kgm}^2$ )

$T_{1f}$ : coppia frenante dinamica (Nm)

Where:

J: machine and gear unit inertial load reflected to motor shaft ( $\text{kgm}^2$ )

$J_0$ : inertial load of rotating parts at motor shaft ( $\text{kgm}^2$ )

$T_{1f}$ : dynamic braking torque (Nm)

Hier ist:

J: An der Motorachse reduziertes Trägheitsmoment der Maschine und des Getriebes ( $\text{kgm}^2$ )

$J_0$ : Trägheitsmoment der an der Motorachse drehenden Massen ( $\text{kgm}^2$ )

$T_{1f}$ : dynamisches Bremsmoment (Nm)

Prima della messa in servizio del riduttore è necessario verificare la seguente relazione:

Before using the gearbox, it's necessary to verify the following formula:

Vor Verwendung des Motors ist nach unten stehender Formel sicherzustellen:

$$T_{2max} < 2 \times T_N$$

Qualora la condizione non sia rispettata è necessario provvedere alla regolazione della coppia di frenatura.

If the condition is not respected, it will be necessary to adjust the braking torque.

Wenn diese Bedingung nicht erreicht wird, ist es notwendig das Bremsmoment entsprechend einzustellen.

## 1.5 Stato di fornitura

### 1.5.1 Verniciatura e protezione - RX 700

I riduttori sono verniciati esternamente con smalto a polvere termoidurente blu RAL 5010, salvo disposizioni contrattuali diverse

La protezione è idonea a resistere a normali ambienti industriali anche esterni, e a consentire finiture ulteriori con vernici sintetiche.

Per maggiori informazioni relative allo stato di fornitura vedere la tabella seguente

#### Caratteristiche della Vernice

Le caratteristiche della vernice utilizzata sono le seguenti: polvere termoidurente a base di resine poliestere, modificate con resine epossidiche.

A richiesta è possibile fornire:

- 1-Ciclo di verniciatura;
- 2-Le caratteristiche di spessore, durezza, resistenza alla corrosione;
- 3-Scheda tecnica della Polvere utilizzata.

Nel caso si prevedano condizioni ambientali particolarmente aggressive occorre adottare prodotti adeguati apposti con opportuno ciclo di verniciatura. In questi casi si suggerisce di concordare il ciclo in fase di ordine.

### 1.5.2 Protezione alla corrosione e protezione superficiale - RX 800

#### General information

GSM propone diverse soluzioni protettive opzionali per motori e riduttori che lavorano in speciali condizioni ambientali.

Le misure protettive sono costituite da:

- Protezione corrosiva e protezione superficiale per motori e riduttori;
- Colore Standard RAL 5010

#### 1.5.2.1 - Protezione Corrosiva

La protezione corrosiva è ottenuta con le seguenti specifiche come standard:

- Le targhette sono realizzate in acciaio inox;
- Applicazione di un prodotto anticorrosivo temporaneo per proteggere le superfici di accoppiamento delle flange e gli alberi uscita.

Nel caso di specifiche richieste è possibile applicare tutte le viti di fissaggio in acciaio inox.

#### 1.5.2.2 - Verniciatura e protezione Superficiale

I riduttori preventivamente sabbiati vengono verniciati con vernice ad alto solido, internamente antiolio ed esternamente con fondo epossidico anticorrosivo di colore grigio o rosso ricoperto da finitura poliuretana bicomponente di colore Blu RAL 5010 (TYPE1).

La protezione ottenuta è idonea a resistere in ambienti mediamente corrosivi, industriali interni ed esterni e consente ulteriori finiture a scelta del cliente.

Nel caso si debbano prevedere impieghi in ambienti industriali più aggressivi o corrosivi o estremi o più genericamente di tipo marino, occorre adottare prodotti adeguati apposti con opportuno ciclo di verniciatura. In questi casi si suggerisce di concordare il ciclo in fase di ordine.

La GSM comunque propone già cicli di verniciatura speciali selezionati per ambienti di questo tipo (TYPE2 - TYPE3 - TYPE4).

## 1.5 Scope of the supply

### 1.5.1 Painting and protection - RX 700

The gearboxes are painted on surface with powder thermosetting blue RAL 5010 top coating, if there are not different agreements.

*The protection is suitable to stand normal industrial environments, also outdoors, and allows additional synthetic paint finishes.*

*For further details about the supply conditions, please refer to the following table*

#### Paint features

*The features of the paint used are the following: thermosetting powder-coating based on polyester resins, modified with epoxy resins.*

*On request, we can supply:*

- 1-Painting cycle specs;
- 2-Specifications for thickness, hardness, resistance to corrosion;
- 3-Technical data sheet of the Powder coating used.

*In case of particularly aggressive weather condition it is necessary to paint the gearboxes with a special painting cycle. We suggest you to specify your requests while ordering our products.*

### 1.5.2 - Corrosion and surface protection - RX 800

#### General information

GSM offers different protective solutions for motors and gearboxes which work in special weather condition

The protective measures are:

- Corrosion and surface protection for motors and gearboxes;
- Standard color RAL 5010

#### 1.5.2.1 - Corrosion protection

The corrosion protection is the result of the following standard procedures:

- The name plates are made of inox steel;
- An anticorrosive temporary product is applied on the mechanized surfaces of flanges and output shafts

In case of special requests it is possible to use inox steel screws

#### 1.5.2.2 - Painting and surface protection

Gearboxes, after being sand blasted, are painted with a specific paint, which has a double function. On the internal side it works as an anti-oil, while on the external side it works as a grey or red anticorrosive epoxy primer covered by a blue RAL 5010 (TYPE 1) bi-component polyurethane finishing paint.

The above mentioned protection is suitable for internal and external industrial environments with corrosive effects on the average. It also gives to the customer the possibility to chose other finishing effects.

In case of use in aggressive or corrosive industrial or sea environments, it is necessary to use special products with the required painting cycle. We suggest you to specify these particular terms with our company.

GSM offers already special painting cycles, which have been created for these kind of environments (TYPE2 - TYPE3 - TYPE 4).

## 1.5 Lieferzustand

### 1.15.1 Lackierung und schutz - RX 700

Die Getriebe sind außen mit wärmehärtenden blauen, RAL 5010, Lack lackiert, außer anderweitig lautende vertragliche Vereinbarungen.

Dieser Schutz ist für einen Einsatz in normalen industriellen, auch im Freien liegenden Umfeldern geeignet und erlaubt Überlackierungen mit Synthetiklack.

Weitere Informationen zum Lieferzustand können der folgenden Tabelle entnommen werden.

#### Eigenschaften der Lackierung

Der verwendete Lack weist folgende Eigenschaften auf: wärmehärtender Pulverlack auf Polyesterharzbasis mit Epoxidharzen modifiziert.

Auf Anfrage erhältlich:

- 1-Lackierungszyklus;
- 2-Stärke, Härte, Korrosionsfestigkeit;

3-Technisches Datenblatt des verwendeten Pulverlacks.

Bei besonders aggressiven Umweltbedingungen müssen hierfür geeignete Produkte mit den entsprechenden Lackierzyklen verwendet werden. In diesen Fällen wird vorgeschlagen, dass Sie den Zyklus in der Auftragsphase vereinbaren.

### 1.5.2 - Korrosionsschutz und Oberflächenschutz - RX 800

#### Allgemeine Information

GSM bietet optional verschiedene Schutzmöglichkeiten für Motoren und Getriebe an, die in besonderen Umweltbedingungen arbeiten

Die Schutzmaßnahmen bestehen aus:

- Korrosionsschutz und Oberflächenschutz für Motoren und Getriebe;
- Standardfarbe RAL 5010

#### 1.5.2.1 - Korrosionsschutz

Der Korrosionsschutz ist bei den folgenden Spezifikationen standardmäßig:

- Die Typenschilder sind aus Edelstahl;
- Anwendung eines temporären Antikorrosionsproduktes als Oberflächenschutz für die Flansch und Abtriebswellenverbindungen

Im Falle spezifischer Anfragen können alle Befestigungsschrauben aus Edelstahl verwendet werden.

#### 1.5.2.2 - Lackierung und Oberflächenschutz

Die vorbeugend sandgestrahlten Getriebe werden mit Farbe mit hohem Feststoffgehalt lackiert, innen gegen das Öl und außen gegen Korrosion mit Epoxid in grauer oder roter Farbe. Und werden abschließend mit Bikomponentenpolyurethan in der Farbe blau RAL 5010 (TYPE 1) überzogen..

Der erreichte Schutz ist geeignet für Bereiche mit durchschnittlicher Korrosion, für den industriellen Innen- und Außeneinsatz geeignet und erlaubt eine zusätzliche Endbearbeitung gemäß Kundenwunsch.

Sollte der Einsatz in industriellen Bereichen erfolgen, die aggressiver oder korrosiver oder extremer oder allgemein den marinen Bereich betreffen, müssen hierfür geeignete Produkte mit den entsprechenden Lackierzyklen verwendet werden. In diesen Fällen wird vorgeschlagen zuzustimmen.

Die GSM schlägt hier jedoch bereits speziell ausgewählte Lackierzyklen für Bereiche dieser Art vor (TYPE2 - TYPE3 - TYPE4).



RX 800 Series			
Protezione superficiale Surface protection	Numero di strati Permutation of layers	Spessore Coat thick nes	Adatto per Suitable for
<b>TYPE 1</b> "STANDARD"	1x Primer  1x Two-component top coat	Circa/Approx.  <b>120 micron</b> A Secco/Dry	1 - Impatto ambientale BASSO - (condizioni ambientali normali) Low enviroment impact (Normal ambient condition) 2 - Umidità relativa inferiore al 90% Relative humidity below 90 % 3 - Temperatura superficiale massima. 120 °C Surface temperature up to max. 120 °C 4 - Categoria di corrosività "C3" (DIN EN ISO 12,944-2) Corrosivity category "C3" (DIN EN ISO 12,944-2)
<b>TYPE 2</b> Standard Rinforzato Standard Reinforced	1x Primer  1x Two-pack Intermediate  1x Two-pack top coat	Circa/Approx.  <b>160 micron</b> A Secco/Dry	1 - Impatto ambientale MEDIO Medium environmental impact 2 - Umidità relativa massima 95 % Relative humidity max. 95 % 3-Temperatura superficiale massima 120 °C Surface temperature up to max. 120 °C 4 -Categoria di corrosività "C4" (DIN EN ISO 12,944-2) Corrosivity category "C4" (DIN EN ISO 12,944-2)
<b>TYPE 3</b> Industriale Industrial	1x Primer  2x Two-pack Intermediate  1x Two-pack top coat	Circa/Approx.  <b>240 micron</b> A Secco/Dry	1 - Impatto ambientale ALTO - Applicazione industriale High environmental impact - Industrial Application 2 - Umidità relativa massima 100 % Relative humidity max. 100 % 3-Temperatura superficiale massima 120 °C Surface temperature up to max. 120 °C 4 - Categoria di corrosività "C5I" (DIN EN ISO 12,944-2) Corrosivity category "C5I" (DIN EN ISO 12,944-2)
<b>TYPE 4</b> Marino Marine	1x Zinc Primer  2x Two-pack Intermediate  2x Two-pack top coat	Circa/Approx.  <b>320 micron</b> A Secco/Dry	1 - Alto impatto ambientale - Applicazione ambiente marino High environmental impact - Marine Application 2 - Umidità relativa massima 100 % Relative humidity max. 100 % 3-Temperatura superficiale massima 120 °C Surface temperature up to max. 120 °C 4 - Categoria di corrosività "C5M" (DIN EN ISO 12,944-2) Corrosivitycategory "C5M" (DIN EN ISO 12,944-2)

A richiesta é possibile fornire ciclo di verniciatura ,schede tecniche dei prodotti utilizzati e report di prova  
If requested, we can supply you with painting procedures, data sheets of the products which have been used and testing reports  
Auf Anfrage ist es möglich den Lackierzyklus, technische Leistungsblätter der benutzten Produkte und Testberichte zur Verfügung zu stellen

**Tabella riassuntiva / Summary Table / Zusammenfassende Tabelle**

Serie Series Baureihe	Verniciatura Interna Inner painting Innenlackierung	Verniciatura Esterna Outer painting Außenlackierung		Piani lavorati Machined surfaces Bearbeitete Flächen	Alberi Shafts Wellen
		Tipo e Caratteristiche vernice Paint type and features Lacktyp und -eigenschaften	Verniciabile Can be painted Kann lackiert werden		
<b>RX 700 Series</b>	Uguale a verniciatura esterna Same as outer painting Wie Außenlackierung	Verniciatura a Polvere RAL 5010 Powder coating RAL 5010 Pulverlackierung RAL 501	Si Dopo Grassatura e Carteggiatura e applicazione di un PRIMER Yes After Degreasing and sanding and/or application of a PRIMER Ja Nach Fettentfernung und Abschiff und/oder Auftrag eines PRIMER	Quando il materiale è la ghisa sono protetti con prodotto antiruggine.  When material is cast iron, they are protected with rustproof oil.  Falls aus Gusseisen mit Rostschutzöl geschützt	Protetti con prodotto antiruggine.  Protected with rustproof oil.  Mit Rostschutzöl geschützt
<b>RX 800 Series</b>	fondo epossidico anticorrosivo di colore grigio o rosso Grey or red anticorrosive epoxy primer Epoxidkorrosionsschutz in grauer oder roter Farbe	ricoperto da finitura poliuretana bicomponente di colore Blu RAL 5010 (TYPE1) Covered by a blue RAL 5010 (TYPE 1) bi-component polyurethane finishing paint überzogen mit Bikomponentenpolyrethan in der Farbe blau RAL 5010 (TYPE 1)	Si	Protetti con prodotto antiruggine.  Protected by oxide protectant  Mit Rostschutzpaste geschützt.	Protetti con prodotto antiruggine  Protected by oxide protectant.  Mit Rostschutzpaste geschützt.

**ATTENZIONE**  
In caso di verniciatura o asportazione del prodotto antiruggine si chiede di porre attenzione alla preventiva protezione:  
- Delle superfici lavorate, al fine di evitare che una eventuale verniciatura delle stesse pregiudichi il successivo accoppiamento.  
-Delle tenute e più in generale di ogni parte plastica e di gomma, al fine di non variarne le caratteristiche chimico fisiche pregiudicandone così l'efficienza.  
-Alla targa di identificazione per evitare la perdita di tracciabilità.  
-Al tappo sfiato ed al tappo di livello olio, al fine di evitarne l'occlusione.

**ATTENTION**  
If the product must be painted or cleaning off any antirust paint, protect the machined surfaces and oil seals/gaskets in order to prevent any damage. It is also necessary to protect the identification plate, the oil level plug (if fitted) and the hole in the breather plug (if fitted) against obstruction.

**ACHTUNG**  
Sollten die Produkte lackiert werden oder Abbau des Rostschutzmittels, muss darauf geachtet werden, dass die bearbeiteten und Dichtflächen dabei geschützt werden, so dass verhindert werden kann, dass die Lackierung die chemisch-physischen Eigenschaften verändert und die Wirkung der Ölabdichtungen einschränkt. In der gleichen Weise und aus gleichem Grund müssen das Typenschild und die Öleinfüllschraube sowie die Bohrung der Entlüftungsschraube (wo vorhanden) geschützt werden.

**1.5 Stato di fornitura**

**1.5.2 Lubrificazione**

Per i dati relativi allo stato di fornitura dei riduttori per quanto riguarda la lubrificazione si rimanda al paragrafo relativo alla lubrificazione.

**ATTENZIONE:**

Lo stato di fornitura è messo in evidenza con una targhetta adesiva posta sul riduttore.

Verificare la corrispondenza tra stato di fornitura e targhetta adesiva.

**1.5 Scope of the supply**

**1.5.2 Lubrication**

*Please refer to the paragraph about lubrication for further details on state of supply of gearboxes as far as lubrication is concerned.*

**CAUTION:**

*Gearbox state of supply is indicated on a nameplate applied on gearbox.*

*Ensure that nameplate data and state of supply correspond.*

**1.5 Lieferzustand**

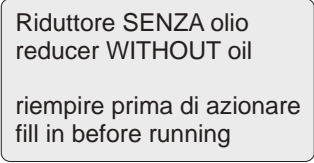
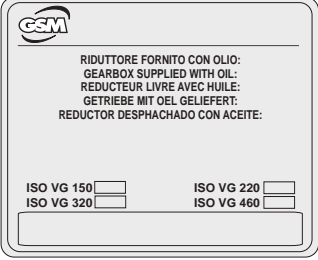
**1.5.2 Schmierung**

Die sich auf die Schmierung beziehenden Daten bezüglich dem Lieferzustand der Getriebe verweisen wir auf den Paragraph "Schmierung".

**ACHTUNG:**

Der entsprechende Lieferzustand wird auf einem Aufkleber am Getriebe angegeben. Überprüfen Sie die Übereinstimmung zwischen effektivem Lieferzustand und Aufkleber.

<b>RX 700 Series</b>		
Riduttore Privo di Lubrificante <i>Gearbox with no lubricant</i> Getriebe ohne Schmiermittel	Riduttore Completo di Lubrificante Standard STM <i>Gearbox with lubricant</i> <i>STM standard</i> Getriebe mit Standard-Schmiermittel STM	Riduttore Completo di Lubrificante "ALIMENTARE" <i>Gearbox with lubricant</i> <i>"FOOD-TYPE"</i> Getriebe mit Schmiermittel "LEBENSMITTEL"
		

<b>RX 800 Series</b>	
Riduttore Privo di Lubrificante <i>Gearbox with no lubricant</i> Getriebe ohne Schmiermittel	Riduttore Completo di Lubrificante <i>Gearbox with lubricant</i> Getriebe mit Schmiermittel
	

I riduttori, salvo diverse indicazioni contrattuali, sono forniti privi di lubrificante ad eccezione del riduttore RX 704

*The gear units are supplied with no lubricant, unless different contractual instructions are given; except for RX 704.*

Von anders lautenden vertraglichen Vereinbarungen abgesehen werden die die Getriebe ohne Schmiermittel geliefert. Ausnahme hierbei sind das Getriebe RX 704.



## 1.5 Stato di fornitura

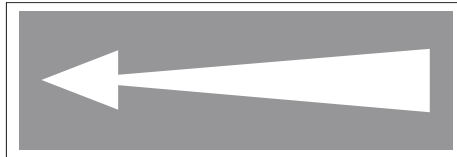
### 1.5.3 Antiretro

Qualora sia presente un dispositivo antiretro una freccia ne evidenzia il senso di rotazione consentito.

## 1.5 Scope of the supply

### 1.5.3 Back-stop device

*In the event a back-stop device is provided, an arrow indicates its permitted direction of rotation.*



## 1.5 Lieferzustand

### 1.5.3 Rücklaufsperr

Sollte eine Rücklaufsperr vorhanden sein, wird die zulässige Drehrichtung durch einen Pfeil angegeben.



## 1.6 Normative applicata

### 1.6.1 Specifiche prodotti non "ATEX"

I riduttori della GSM SpA sono organi meccanici destinati all'uso industriale e all'incorporazione in apparecchiature meccaniche più complesse. Dunque non vanno considerati macchine indipendente per una predeterminata applicazione ai sensi 2006/42/CE, né tantomeno dispositivi di sicurezza.

## 1.6 Standards applied

### 1.6.1 Specifications of non - "ATEX"

#### products

GSM SpA gearboxes are mechanical devices for industrial use and incorporation in more complex machines. Consequently, they should not be considered neither self-standing machines for a pre-determined application according to 2006/42/EEC *nor safety devices.*

## 1.6 Angewendete Normen

### 1.6.1 Spezifikationen für produkte, die

**nicht der "ATEX"-norm entsprechen**  
Bei den Getrieben der GSM SpA handelt es sich um Mechanikorgane, die für den industriellen Einsatz und einen Einbau in komplexere Einrichtungen bestimmt sind. Sie werden deshalb weder unter dem Aspekt unabhängiger, für eine bestimmte Anwendung vorgesehener Maschinen im Sinne der 2006/42/EWG, noch als Sicherheitsvorrichtungen berücksichtig.

## 1.6 Normative applicate

## 1.6.2 Specifiche prodotti "ATEX"

**Campo applicabilità**

La direttiva ATEX (94/9/CE) si applica a prodotti elettrici e non elettrici destinati a essere introdotti e svolgere la loro funzione in atmosfera potenzialmente esplosiva. Le atmosfere potenzialmente esplosive vengono suddivise in gruppi e zone a seconda della probabilità di formazione. I prodotti GSM sono Conformi alla seguente classificazione:

- 1- Gruppo: II  
2- Categoria: **Gas 2G** polveri **2D**  
3- Zona: Gas 1 – Polveri **21**

## 1.6 Standards applied

## 1.6.2 Specifications of "ATEX" products

**Application field**

ATEX set of provisions (94/9/CE) is referred to electric and non-electric products which are used and run in a potentially explosive environment. The potentially explosive environments are divided into different groups and zones according to the probability of their formation. GSM products are in conformity with following classification:

- 1- Group : II  
2- Type : **Gas 2G dust 2D**  
3-Zone : Gas 1 – Dust **21**

## 1.6 Angewendete Normen

## 1.6.2 Spezifikationen für "ATEX"-produkte

**Anwendungsbereich**

Die ATEX-Richtlinie (94/9/EG) wird bei elektrischen und nicht elektrischen Produkten angewendet, die dazu bestimmt sind, in potentiell explosionsfähigen Atmosphären eingesetzt und betrieben zu werden. Die potentiell explosionsfähigen Atmosphären werden in Abhängigkeit der Wahrscheinlichkeit in Gruppen und Zonen unterteilt. Die GSM-Produkte entsprechen der folgenden Klassifizierung:

- 1- Gruppe: II  
2- Kategorie: **Gas 2G** Staub **2D**  
3- Zone: Gas 1 - Staub **21**

Massime temperature di superficiali / Max surface temperature allowed / Maximale Oberflächentemperaturen					
Classe di temperatura / Temperature class / Temperaturklasse	T1	T2	T3	T4	T5(1)
Massima temp.di superficie / Max surface temperature / Max. Oberflächentemperaturen (°C)	450	300	200	135	100(1)
Classi di temperatura ATEX dei prodotti GSM / ATEX temperature class of GSM products / ATEX Temperaturklassen der GSM-Produkte					
(1) Classe di temperatura ATEX ottenibile a richiesta / ATEX temperature class on request / Auf Anfrage erhältliche ATEX-Temperaturklasse					

I prodotti GSM sono marcati classe di temperatura **T4** per IIG (atmosfera gassosa) e **135° C** per IID (atmosfera polverosa).

**Nota 4:**

**Nel caso di Classe di temperatura T5 occorre verificare la potenza limite termico declassata;**

**In tutti gli altri casi vale la potenza riportata a catalogo prevista per i singoli rapporti con fattore di servizio complessivo dell'applicazione pari a 1 e le considerazioni sul limite termico.**

I prodotti del gruppo IID (atmosfera polverosa) vengono definiti dalla massima temperatura di superficie effettiva.

La massima temperatura di superficie è determinata in normali condizioni di installazione e ambientali (-20°C e +40°C) e senza depositi di polvere sugli apparecchi. Qualunque scostamento da queste condizioni di riferimento può influenzare notevolmente lo smaltimento del calore e quindi la temperatura.

GSM products are branded temperature class **T4** for IIG (gas environment) and **135°C** for IID (dust environment).

**Note 4:**

**In case of T5 Class of temperature the extreme down-graded thermic power should be checked.**

**In all the other instances, the power indicated on the catalogue for the single ratios with overall application service factor equal to 1 and the considerations on temperature limits apply.**

The products of the family IID (dust environment) are defined by the max effective surface temperature.

Max surface temperature is determined in standard installation and environmental conditions ( -20°C and +40°C ) and in absence of dust on product surface. Any other condition will modify the heat dissipation and consequently the temperature.

Die GSM-Produkte sind mit der Temperaturklasse **T4** für IIG (Atmosphäre mit gasförmiger Belastung) und **135° C** für IID (Atmosphäre mit staubförmiger Belastung) gekennzeichnet.

**Hinweis 4:**

**Bei der Temperaturklasse T5 muss die zurückgestufte thermische Grenzleistung überprüft werden. In den anderen Fällen gilt die im Katalog für die einzelnen Übersetzungsverhältnisse angegebene Leistung mit Betriebsfaktor einschließlich Applikation entsprechend 1 und die Berücksichtigungen im Hinblick auf die thermische Grenzleistung.**

Die der Gruppe IID (Atmosphäre mit staubförmiger Belastung) angehörigen Produkte werden ihrer effektiven maximalen Oberflächentemperatur gemäß definiert.

Die maximale Oberflächentemperatur wird in normalen Einbau- und Umgebungsbedingungen (-20°C und +40°C) und ohne auf den Vorrichtungen vorhandenen Staubablagerungen bestimmt.

Jegliche Abweichung von diesen Bezugsbedingungen kann sich erheblich auf die Wärmeableitung bzw. auf die Betriebstemperatur auswirken.

## 1.6.3. COME SI APPLICA

Al momento di una richiesta di offerta per prodotto conforme a normativa ATEX 94/9/CE occorre compilare la **scheda acquisizione dati** ([www.stmspa.com](http://www.stmspa.com)).

Effettuare le verifiche come prima descritto.

I riduttori certificati verranno consegnati con:  
-una seconda targhetta contenente i dati ATEX;  
-ove previsto un tappo sfiato, tappo sfiato con molla interna;

-se rispondente alla classe di temperatura T4 e T5 verrà allegato un indicatore di temperatura (132 °C nel caso di T4 e 99°C rispettivamente per la T5)

-Indicatore di temperatura : termometro a singolo rilevamento, una volta raggiunta la temperatura indicata si annerisce segnalando il raggiungimento di tale limite.

## 1.6.3. HOW IS IT APPLIED

In case of request of offer relating to any product in conformity with the provisions ATEX/94/9/CE, the **specifications paper** should be filled in ([www.stmspa.com](http://www.stmspa.com)).

Perform the inspections as described above. Certified reducers will be delivered with:



- a second nameplate containing ATEX data;
- a breather valve with internal spring, where a breather is needed;
- if in accordance with classes of temperature T4 and T5, a temperature gauge will be included (132 °C in case of T4 and 99 °C in case of T5).
- Temperature gauge: single-reading thermometer, it blackens once temperature is reached, pointing out the achievement of that limit.

## 1.6.2. ANWENDUNGSWEISE

Bei einer Angebotsanfrage für der Richtlinie ATEX 94/9/EG entsprechende Produkte muss das Datenerfassungsformular ([www.stmspa.com](http://www.stmspa.com)) ausgefüllt werden.

Dazu die zuvor beschriebenen Kontrollen vornehmen. Die zertifizierten Getriebe werden wie folgt ausgestattet geliefert:

- mit einem zweiten Typenschild mit ATEX- Daten;
- wo vorgesehen, mit einem Entlüftungs- verschluss, Entlüftungsverschluss mit interner Feder;
- falls der Temperaturklasse T4 und T5 entsprechend, wird eine Temperaturanzeige vorgesehen (132 °C bei T4 und 99°C bei T5)
- Temperaturanzeige: einzelnes Erfassungsthermometer - bei Erreichen der angegebenen Temperatur wechselt die Farbe zur Anzeige der erreichten Temperatur in Schwarz.



**1.6 Normative applicate****1.6.4 Direttive CE- marcatura CE- ISO9001****Direttiva Bassa Tensione 2006/95/CE**

I motoriduttori, motorivii angolari, motovariatori e i motori elettrici GSM sono conformi alle prescrizioni della direttiva Bassa Tensione .

**2004/108/CE Compatibilità elettromagnetica**

I motoriduttori, motoriviiangolari, motovariatori e i motori elettrici GSM sono conformi alle specifiche della direttiva di Compatibilità Elettromagnetica.

**Direttiva Macchine 2006/42/CE**

I motoriduttori, motoriviiangolari, motovariatori e i motori elettrici GSM non sono macchine ma organi da installare o assemblare nelle macchine.

**Marchio CE, dichiarazione del fabbricante e dichiarazione di conformità.**

I motoriduttori, motovariatori e i motori elettrici hanno il marchio CE.

Questo marchio indica la loro conformità alla direttiva Bassa Tensione e alla direttiva Compatibilità Elettromagnetica.

Su richiesta, GSM può fornire la dichiarazione di conformità dei prodotti e la dichiarazione del fabbricante secondo la direttiva macchine.

**ISO 9001**

I prodotti GSM sono realizzati all'interno di un sistema di qualità conforme allo standard ISO 9001. A tal fine su richiesta è possibile rilasciare copia del certificato.

**1.6.5 Normative riferimento Progettazione e Fabbricazione****Ingranaggi**

Gli ingranaggi cilindrici a dentatura elicoidale, sono rettificati sul profilo ad evolvente dopo cementazione, tempra e rinvenimento finale.

**Cuscinetti**

Tutti i cuscinetti sono del tipo a rulli conici o a rulli orientabili, di elevata qualità e dimensionati per garantire una lunga durata se lubrificati con il tipo di lubrificante previsto a catalogo.

**Carcassa**

La carcassa è ottenuta per fusione in GJL 250 UNI EN 1561 o in ghisa a grafite sferoidale UNI EN 1563 2004 fino alla grandezza 824-826.

Le grandezze in acciaio sono in S275J2 EN UNI 10025 composto elettrosaldato e disteso. I particolari accorgimenti adottati nel disegno della struttura permettono di ottenere un' elevata rigidezza.

**1.6 Standards applied****1.6.4 EC Directives-CE mark-ISO 9001****Directive 2006/95 EEC Low VoltageGSM**

geared motors, right angle drives with motor, motovariators and electric motors meet the specification of the low voltage directive.

**2004/108/EEC Electromagnetic Compatibility**

GSM geared motors, right angle drives with motor, motovariators and electric motors correspond to the specifications of the EMC directive.

**Machinery Directive 2006/42/EC**

GSM geared motors, right angle drives with motor, motovariators and electric motors are not standalone machines, they are exclusively for installation into a machine or for assembly on a machine.

**CE Mark, Conformity Declarations and Manufacturer's Declaration.**

GSM geared motors, right angle drives with motor, motovariators and electric motors carry the CE Mark.

It indicates conformity to the low voltage directive and to electromagnetic compatibility directive.

On request GSM supplies both the conformity declarations and the manufacturer's declaration according to the machine directive.

**ISO 9001**

GSM products have been designed and manufactured according to ISO 9001 quality system standard.

On request a copy of the certification can be issued.

**1.6.5 Standards applied****Gearing**

Helical gear sets are first case hardened, hardened and tempered and finally their involute profile is ground.

**Bearings**

All bearings are high quality taper or self-aligning roller bearings suitably sized to ensure long service life provided the approved lubricants indicated in this catalogue are used.

**Casing**

Casings up to size 824-826 are cast from GJL 250 UNI EN 1561 cast iron or from Spheroidal cast iron.

Sizes use casings fabricated from electrically welded stress relieved S275J2 steel EN UNI 10025.

Casing design incorporates special arrangements to provide superior rigidity.

**1.6 Angewendete Normen****1.6.4 EG-Richtlinien - CE-Zeichen - ISO9001****Niederspannungsrichtlinie. 2006/95/EG**

Die Getriebemotoren, Winkelgetriebe, Verstellgetriebe und Elektromotoren der GSM entsprechen den Vorschriften der Niederspannungsrichtlinie.

**2004/108/EG****Elektromagnetische****Verträglichkeit**

Die Getriebemotoren, Winkelgetriebe, Verstellgetriebe und Elektromotoren der GSM entsprechen den Vorschriften der Richtlinie zur Elektromagnetischen Verträglichkeit.

**Maschinenrichtlinie 2006/42/EG**

Die Getriebemotoren, Winkelgetriebe, Verstellgetriebe und Elektromotoren der GSM sind keine Maschinen sondern Organe, die in Maschinen eingebaut oder an diesen montiert werden.

**CE-Zeichen, Hersteller- und Konformitätserklärung**

Die Getriebemotoren, Verstellgetriebe und Elektromotoren tragen das CE-Zeichen.

Dieses Zeichen weist auf ihre Konformität mit der Niederspannungsrichtlinie und der Richtlinie zur Elektromagnetischen Verträglichkeit hin.

Auf Anfrage kann die GSM die Konformitätserklärung und die Herstellererklärung gemäß Maschinenrichtlinie zu den Produkten liefern.

**ISO 9001**

Die GSM-Produkte werden in einem Qualitätssystem gemäß dem Standard ISO 9001 realisiert. Auf Anfrage kann daher eine Kopie der Zertifizierung geliefert werden.

**1.6.5 Bezugsnormen Entwicklung und Produktion****Zahnräder**

Das Evolventenprofil der Stirnrädergetriebe mit Schrägverzahnung wird nach dem Einsatzhärten, dem Abschrecken und dem Anlassen entsprechend geschliffen.

**Lager**

Bei allen Lagern handelt es sich um hochqualitative Kegelrollenlager mit orientierungsfähigen Rollen und in Maßen, die so ausgelegt sind, dass sie bei Einsatz der gemäß Katalogangaben vorgesehenen Schmiermittel eine lange Lebensdauer garantieren.

**Gehäuse**

Die Gehäuse der Getriebe bis Baugröße 824-826 werden im Gussverfahren aus GJL 250 UNI EN 1561 oder Sphäroguss UNI EN 1563 2004 gewonnen.

Die Baugrößen von Stahl werden aus elektroverschweißtem und entspanntem S275J2 EN UNI 10025 realisiert.

Die besonderen beim Entwurf der Struktur berücksichtigten Vorkehrungen verleihen ihr eine besondere Steifheit.



**1.6 Normative applicate****Alberi**

**RX 700** - Gli alberi lenti sono verificati a flesso-torsione con elevato coefficiente di sicurezza.

Linguette secondo UNI 6604-69, DIN 6885 Bl.

**RX 800** - Gli alberi lenti sono verificati a flesso-torsione con elevato coefficiente di sicurezza. Le estremità d'albero cilindriche sono secondo UNI 6397-68, DIN 748, NF E 22.051, BS 4506-70, ISO/R 775-69, escluso corrispondenza R-S, con foro filettato in testa secondo DIN 1414. Linguette secondo UNI 6604-69, DIN 6885 Bl, 1-68, NF E 27.656 22.175, BS 4235.1-72, ISO/R 773-69 escluso corrispondenza I.

Tutti i prodotti della GSM sono progettati nel rispetto delle seguenti normative:

**Calcolo degli ingranaggi e cuscinetti**

ISO 6336 - ISO10400 - DIN3991

La capacità di carico é stata calcolata a pressione superficiale e a rottura secondo la normativa ISO 6336 - ISO10400 - DIN3991 ( a richiesta sono possibili verifiche secondo le norme AGMA 2001-C95 e AGMA 2003).

BS 721

Calcolo della capacità di carico delle viti e delle corone elicoidali.

ISO 281

Calcolo della durata a fatica dei cuscinetti volventi.

**Alberi**

DIN 743

Calcolo della durata a fatica degli alberi

**Materiali**

EN 10084

Acciaio da cementazione per ingranaggi e viti senza fine.

EN 10083

Acciaio da bonifica per alberi.

EN UNI 10025

Acciao - Casse

UNI EN 1982 - UNI 5274

Bronzo per corone elicoidali.

UNI EN 1706

Alluminio e leghe di Alluminio

UNI EN 1561

Fusioni in ghisa grigia.

UNI EN 1563 2004

Getti di ghisa a grafite sferoidale

UNI 3097

Acciaio per cuscinetti per piste rotolamento.

**1.6 Standards applied****Shafts**

**RX 700** - Output shafts are calculations incorporate a high safety factor and are validated by bending and torsional stress analyses.

Keys are in accordance with UNI 6604-69, DIN 6885 Bl.

**RX 800** - Output shafts are calculations incorporate a high safety factor and are validated by bending and torsional stress analyses. Cylindrical shaft ends are in accordance with UNI 6397-68, DIN 748, NF E 22.051, BS 4506-70, ISO/R 775-69, excluding section R-S, with centre tapped hole at shaft end to DIN 1414. Keys are in accordance with UNI 6604-69, DIN 6885 Bl, 1-68, NF E27.656 22.175, BS 4235.1-72, ISO/R 773-69 excluding section I.

All GSM products are designed following these standards:

**Calculation of gearboxes and bearings**

ISO 6336 - ISO10400 - DIN3991

The load capacity of gear sets is calculated at contact and root bending stress in accordance with standard ISO 6336 - ISO10400 - DIN3991

- (gears can be rated to AGMA 2001-C95 and AGMA 2003 on request).

BS 721:

Calculation of load capacity for worm gearing.

ISO 281:

Rolling bearings — Dynamic load ratings and rating life

**Shafts**

DIN743

Shafts — Dynamic load ratings and rating life

**Materials**

EN 10084

Case hardening steels for gears and worms

EN 10083

Quenched and Tempered Steels for shafts

EN UNI 10025

Steel - Casing

UNI EN 1982 - UNI 5274

Copper for helical worm-gears

UNI EN 1706

Aluminium alloy

UNI EN 1561

Grey iron casting

UNI EN 1563 2004

Spheroidal cast iron

UNI 3097

Ball and roller bearing steel

**1.6 Angewendete Normen****Wellen**

**RX 700** - Die Abtriebswellen werden unter Berücksichtigung eines hohen Sicherheitskoeffizienten auf Biegung-Windung getestet.

Die Federkeile entsprechen UNI 6604-69, DIN 6885 Bl.

**RX 800** - Die Abtriebswellen werden unter Berücksichtigung eines hohen Sicherheitskoeffizienten auf Biegung-Windung getestet.

Die Enden der zylindrischen Wellen entsprechen den Normen UNI 6397-68, DIN 748, NF E 22.051, BS 4506-70, ISO/R 775-69, ausgenommen Zuordnung R-S, mit Gewindebohrung in der Wellenspitze DIN 1414. Die Federkeile entsprechen UNI 6604-69, DIN 6885 Bl, 1-68, NF E 27.656 22.175, BS 4235.1-72, ISO/R 773-69, ausgenommen Zuordnung I.

Alle Produkte der GSM werden unter Einhaltung folgender Normen entwickelt:

**Berechnung der Zahnräder und Lager**

ISO 6336 - ISO10400 - DIN3991

Die Belastbarkeit wurde auf Oberflächendruck und Bruch der Richtlinie ISO 6336 - ISO10400 - DIN3991 - gemäß berechnet (auf Anfrage können Überprüfungen den Normen AGMA 2001-C95 und AGMA 2003 gemäß vorgenommen werden).

BS 721

Berechnung der Belastungsfähigkeit der Schnecken und Schrägzahnräder.

ISO 281

Berechnung der Belastungsdauer der Wälzlager.

**Wellen**

DIN743

Berechnung der Belastungsdauer der Wellen.

**Material**

EN 10084

Einsatzstahl für Zahnräder und Schnecken.

EN 10083

Vergütungsstahl für Wellen.

EN UNI 10025

Stahl - Gehäuse

UNI EN 1982 - UNI 5274

Bronze für Schrägzahnräder

UNI EN 1706

Aluminium und Aluminiumlegierungen

UNI EN 1561

Grauguss-Legierungen

UNI EN 1563 2004

Sphäroguss

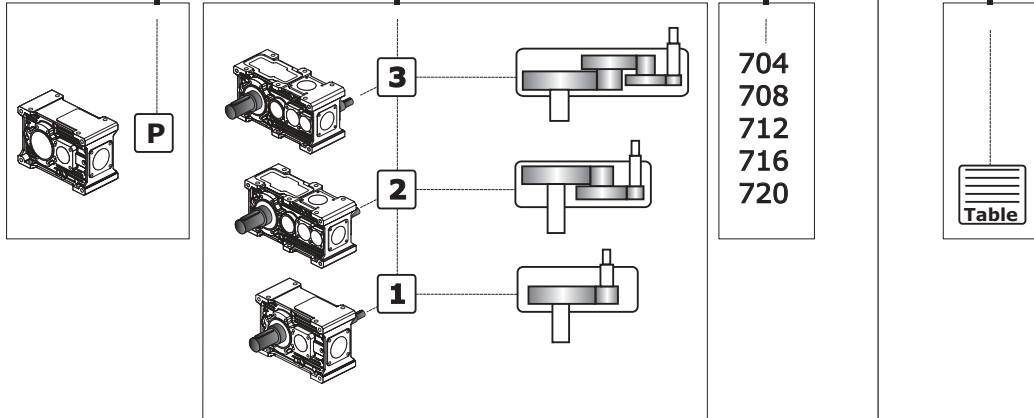
UNI 3097

Stahl für Lagergleitbahnen



**RXP 700 - Series**

<b>CODE:</b> Example of Order	<b>RX</b>	<b>P</b>	<b>2</b>	<b>708</b>	<b>C1</b>	<b>10.6</b>
<b>WEB:</b> Reference Designation	Maschine 00-M	Centerline Orientation 01-CO	N° of reductions 02-NOR	Size 04-SIZE	Shaft arrangement 05-SA	Reduction ratio 06-IR

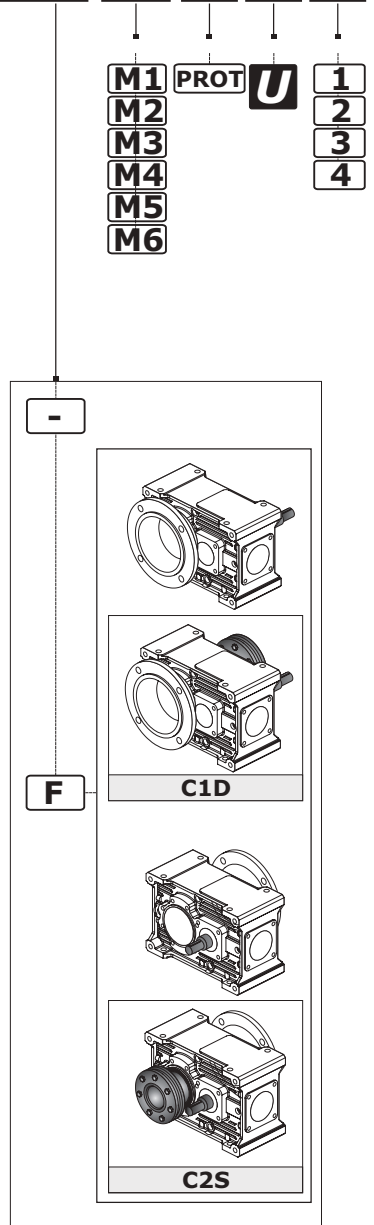
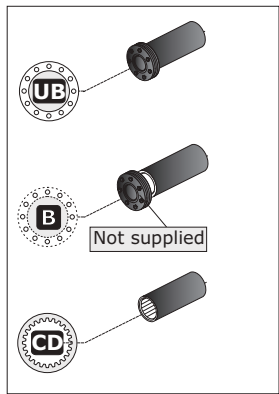
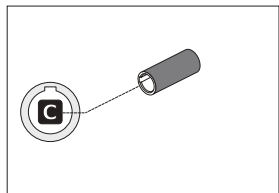
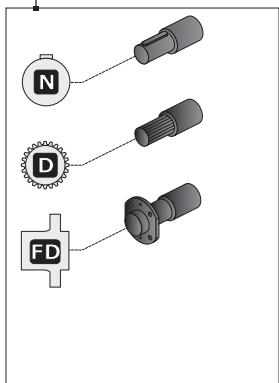
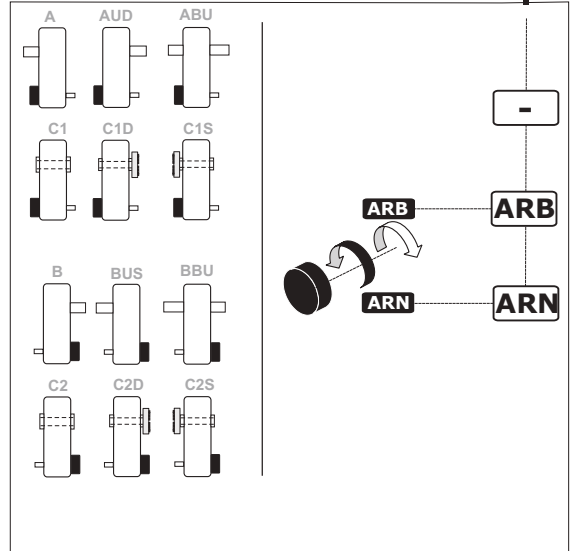
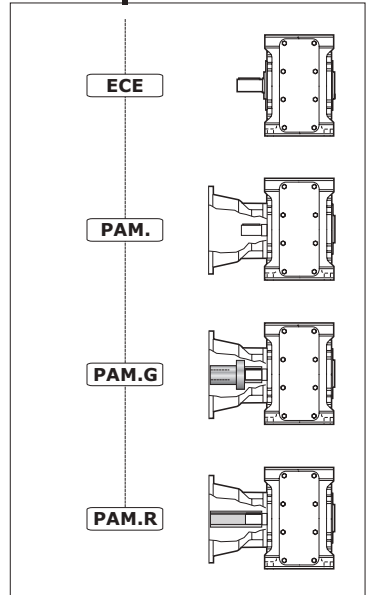


<b>A</b> 	<b>ABE*</b> 	<b>AUD</b> 	<b>ABU</b> 	<b>BEU*</b> 	<b>A</b> <b>ABE*</b> <b>AUD</b> <b>ABU</b> <b>BEU*</b>  <b>B</b> <b>BBE*</b> <b>BUS</b> <b>BBU</b>  <b>C1</b> <b>C2</b> <b>C3*</b>  <b>C1S</b> <b>C2S</b> <b>C3S*</b>  <b>C1D</b> <b>C2D</b> <b>C3D*</b>
<b>B</b> 	<b>BBE*</b> 	<b>BUS</b> 	<b>BBU</b> 		
<b>C1</b> 	<b>C2</b> 	<b>C3*</b> 			
<b>C1S</b> 	<b>C2S</b> 	<b>C3S*</b> 			
<b>C1D</b> 	<b>C2D</b> 	<b>C3D*</b> 			
<p>* A richiesta On request Auf Anfrage</p>				 <b>RXP1</b> <b>700 Series</b>	

**RXP 700 - Series**

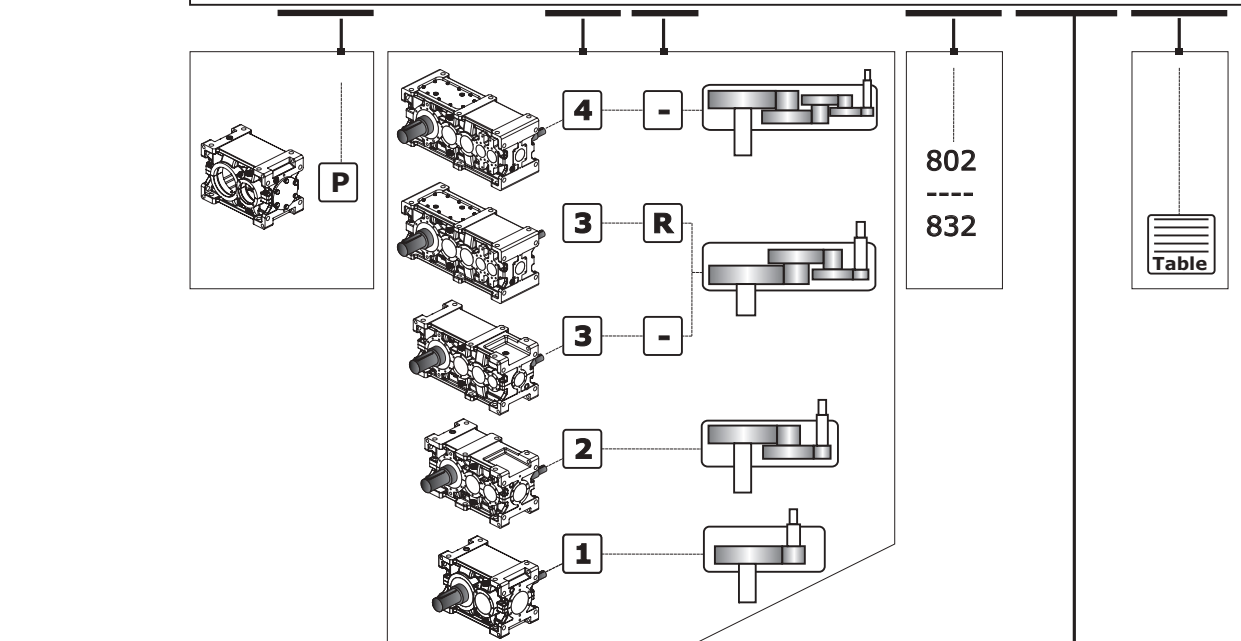


<b>ECE</b>	-	-	<b>ARB</b>	-	<b>F</b>	<b>M1</b>	-	-	-
Input Version	Input Shaft	IEC type and Input Shaft	Backstop	Output Shaft	Mounting position output Flange	Mounting positions	Options	Additional shaft extension	Position Terminal Box
07-IV	08-IS	09-IECT	14-BSTOP	17-OS	18-MPOF	19-MP	20 OPT	21 ASE	22 PMT



# RXP 800 - Series

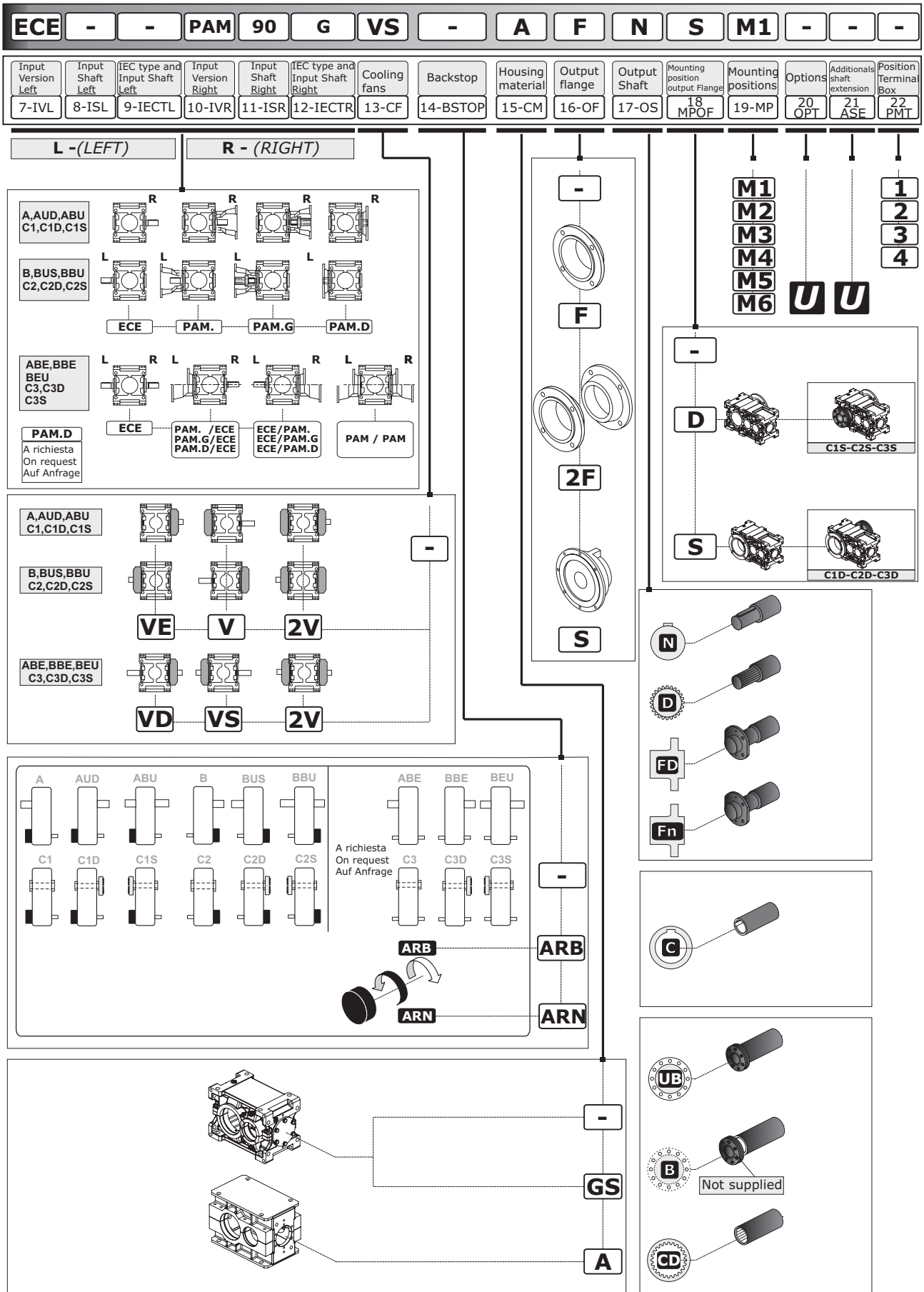
<b>CODE:</b> Example of Order	<b>RX</b>	<b>P</b>	<b>3</b>	<b>-</b>	<b>802</b>	<b>ABE</b>	<b>21.2</b>
	Maschine 00-M	Centerline Orientation 01-CO	N° of reductions 02-NOR	Version reinforced 03-RV	Size 04-SIZE	Shaft arrangement 05-SA	Reduction ratio 06-IR



<b>A</b> 	<b>ABE</b> 	<b>AUD</b> 	<b>ABU</b> 	<b>BEU</b> 	<b>A</b> <b>ABE</b> <b>AUD</b> <b>ABU</b> <b>BEU</b>
<b>B</b> 	<b>BBE</b> 	<b>BUS</b> 	<b>BBU</b> 		<b>B</b> <b>BBE</b> <b>BUS</b> <b>BBU</b>
<b>C1</b> 	<b>C2</b> 	<b>C3</b> 			<b>C1</b> <b>C2</b> <b>C3</b>
<b>C1S</b> 	<b>C2S</b> 	<b>C3S</b> 			<b>C1S</b> <b>C2S</b> <b>C3S</b>
<b>C1D</b> 	<b>C2D</b> 	<b>C3D</b> 	<b>RXP1</b>  <b>800 Series</b>		<b>C1D</b> <b>C2D</b> <b>C3D</b>



# RXP 800 - Series



**1**

**2**

**3**

**4**

**GS**

**A**

1.7 Designazione

1.7 Designation

1.7 Bezeichnung

00 M - Macchina

M - Maschine

M - Getriebe

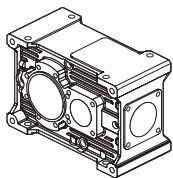
**RX**

01 CO - Posizione Assi

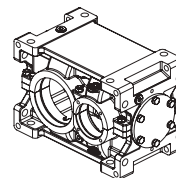
CO - Centerline Orientation

CO - Bauform getriebestufen

**RX 700 Series**



**RX 800 Series**



02 NOR - N° Stadi

NOR - N° of reductions

NOR - N° Anzahl der stufen

<b>RX 700</b>	1	2	3	—
<b>RX 800</b>	1	2	3	4

03 RV - Versione Rinforzata


RV - Version reinforced

RV - Verstärkte Ausführung

**RX 700**

RXP1 RXP2 RXP3	—
----------------------	---

**RX 800**

RXP1-RXP2	—
RXP3	R 
RXP4	—

04 SIZE - Grandezza

SIZE - Size

SIZE - Größe

	<b>RX 700 Series</b>					<b>RX 800 Series</b>																	
	704	708	712	716	720	802	804	806	808	810	812	814	816	818	820	822	824	826	828	830	832		
RXP1																						—	
RXP2	—																						—
RXP3	—																						
RXP3R			—															—					
RXP4			—																				

05 SA - Esecuzione grafica

SA - Shaft arrangement

SA - Grafische Ausführung

05 - SA				
A	AUD	ABE*	ABU	BEU*
B	BUS	BBE*	BBU	
C1	C2	C3*		
C1D	C1S	C3S*	C3D*	
C2D	C2S			

\* RX 700 - a richiesta / On request / Auf Anfrage

06 IR - Rapporto di riduzione

IR - Reduction ratio

IR - Übersetzungsverhältnis

(Vedi prestazioni). Tutti i valori dei rapporti sono approssimati. Per applicazioni dove necessita il valore esatto consultare il ns. servizio tecnico.

(See ratings). Ratios are approximate values. If you need exact values for a specific application, please contact our Engineering.

(Siehe "Leistungen"). Bei allen Werten der Übersetzungen handelt es sich um approximative Wertangaben. Bei Applikationen, bei denen die exakte Wertangabe erforderlich ist, muss unser Technischer Kundendienst konsultiert werden.

1.7 Designazione

1.7 Designation


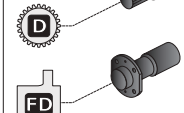

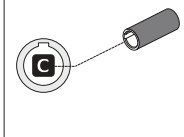
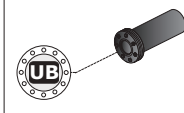
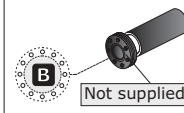
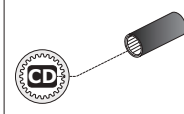
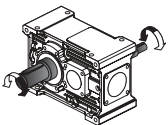
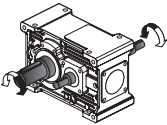
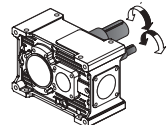
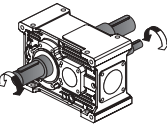
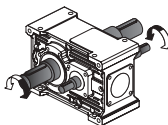
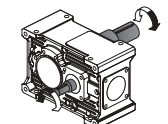
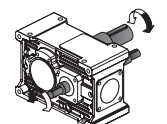
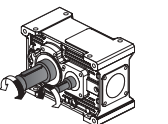
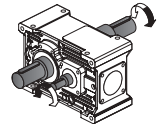

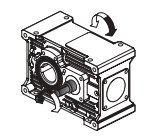
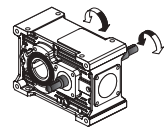

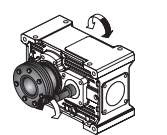
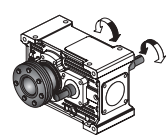
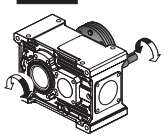
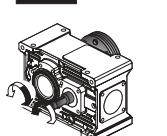
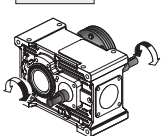
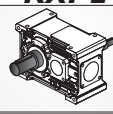
1.7 Bezeichnung

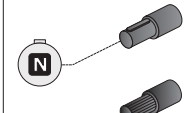
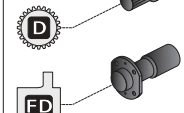
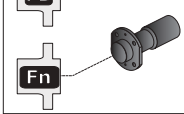
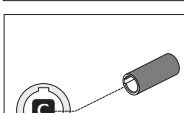
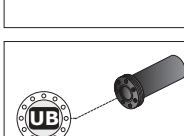
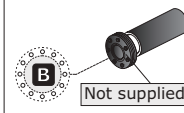
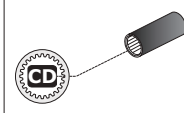

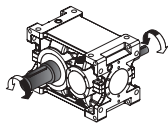
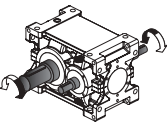
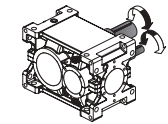
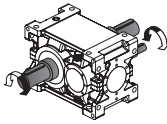
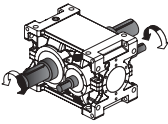
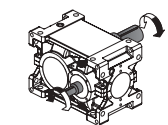
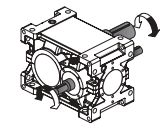
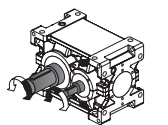
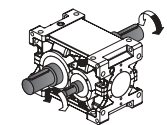
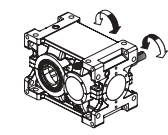
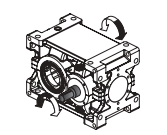
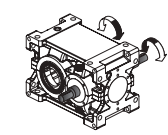
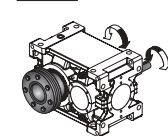
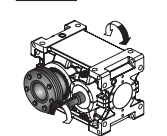
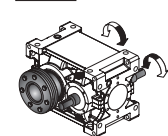
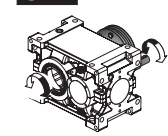
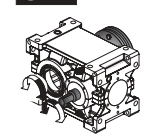
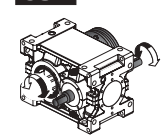
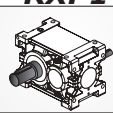
05 SA - Esecuzione grafica

SA - Shaft arrangement

SA - Grafische Ausführung



<p><b>RXP 1</b> <b>700</b></p>	<b>A</b>	<b>ABE*</b>	<b>AUD</b>	<b>ABU</b>	<b>BEU*</b>	      
						
	<b>B</b>	<b>BBE*</b>	<b>BUS</b>	<b>BBU</b>		
						
	<b>C1</b>	<b>C2</b>	<b>C3*</b>			
						
	<b>C1S</b>	<b>C2S</b>	<b>C3S*</b>			
						
	<b>C1D</b>	<b>C2D</b>	<b>C3D*</b>			
						
				<p><b>RXP1</b></p>  <p><b>700 Series</b></p>		
				<p>* A Richiesta On request Auf Anfrage</p>		

<p><b>RXP 1</b> <b>800</b></p>	<b>A</b>	<b>ABE</b>	<b>AUD</b>	<b>ABU</b>	<b>BEU</b>	       
						
	<b>B</b>	<b>BBE</b>	<b>BUS</b>	<b>BBU</b>		
						
	<b>C1</b>	<b>C2</b>	<b>C3</b>			
						
	<b>C1S</b>	<b>C2S</b>	<b>C3S</b>			
						
	<b>C1D</b>	<b>C2D</b>	<b>C3D</b>			
						
				<p><b>RXP1</b></p>  <p><b>800 Series</b></p>		

1.7 Designazione

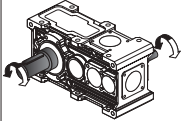
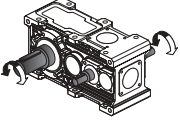
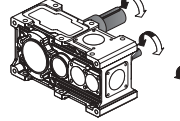
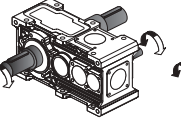
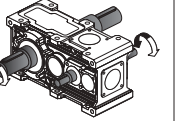
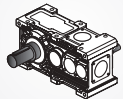
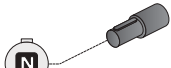
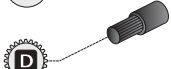
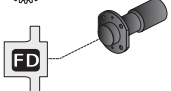
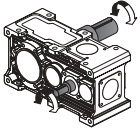
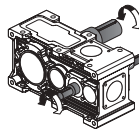
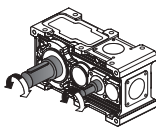
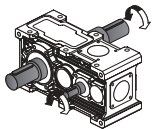
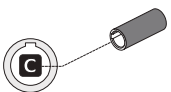
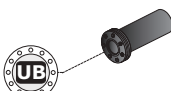
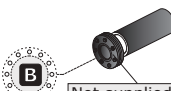
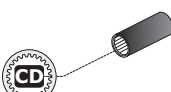
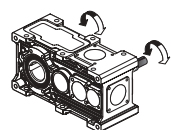
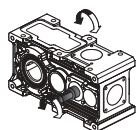
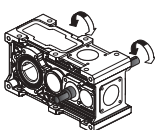
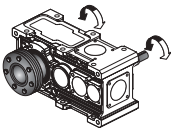
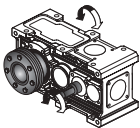
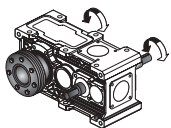
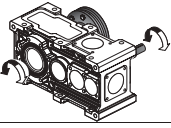
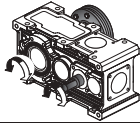
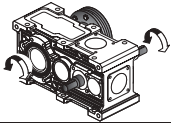
1.7 Designation

1.7 Bezeichnung

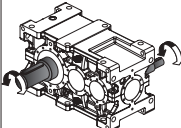
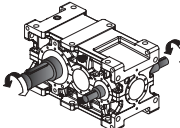
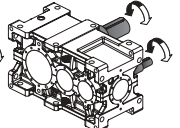
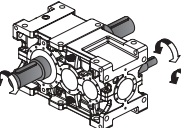
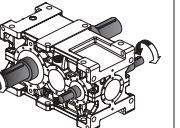
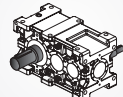
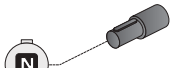
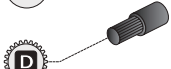
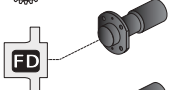
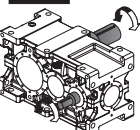
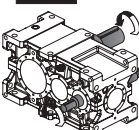
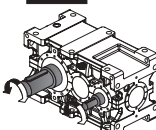
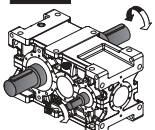
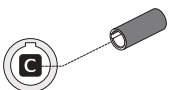
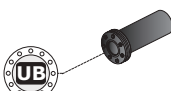
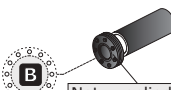
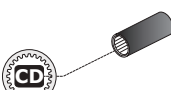
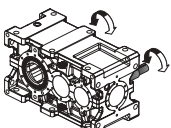
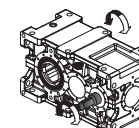
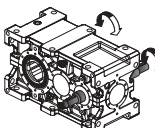
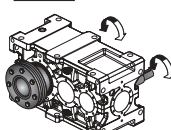
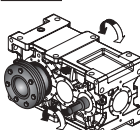
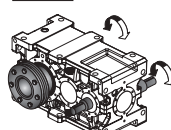
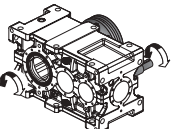
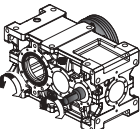
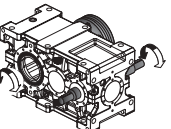
05 SA - Esecuzione grafica

SA - Shaft arrangement

SA - Grafische Ausführung

<b>RXP 2 700</b>	<b>A</b> 	<b>ABE*</b> 	<b>AUD</b> 	<b>ABU</b> 	<b>BEU*</b> 	<b>RXP2 700 Series</b> 	<b>N</b> 	<b>D</b> 	<b>FD</b> 	
	<b>B</b> 	<b>BBE*</b> 	<b>BUS</b> 	<b>BBU</b> 			<b>C</b> 	<b>UB</b> 	<b>B</b>  Not supplied	<b>CD</b> 
	<b>C1</b> 	<b>C2</b> 	<b>C3*</b> 							
	<b>C1S</b> 	<b>C2S</b> 	<b>C3S*</b> 							
	<b>C1D</b> 	<b>C2D</b> 	<b>C3D*</b> 							

\* A Richiesta  
On request  
Auf Anfrage

<b>RXP 2 800</b>	<b>A</b> 	<b>ABE</b> 	<b>AUD</b> 	<b>ABU</b> 	<b>BEU</b> 	<b>RXP2 800 Series</b> 	<b>N</b> 	<b>D</b> 	<b>FD</b> 	
	<b>B</b> 	<b>BBE</b> 	<b>BUS</b> 	<b>BBU</b> 			<b>G</b> 	<b>UB</b> 	<b>B</b>  Not supplied	<b>CD</b> 
	<b>C1</b> 	<b>C2</b> 	<b>C3</b> 							
	<b>C1S</b> 	<b>C2S</b> 	<b>C3S</b> 							
	<b>C1D</b> 	<b>C2D</b> 	<b>C3D</b> 							

1.7 Designazione

1.7 Designation

1.7 Bezeichnung

05 SA - Esecuzione grafica

SA - Shaft arrangement

SA - Grafische Ausführung



<b>RXP 3 700</b>	<b>A</b>	<b>ABE*</b>	<b>AUD</b>	<b>ABU</b>	<b>BEU*</b>	<b>RXP3 700 Series</b>	* A Richiesta On request Auf Anfrage	<b>RXP3 700 Series</b>
	<b>B</b>	<b>BBE*</b>	<b>BUS</b>	<b>BBU</b>				
	<b>C1</b>	<b>C2</b>	<b>C3*</b>					
<b>C1S</b>	<b>C2S</b>	<b>C3S*</b>						
<b>C1D</b>	<b>C2D</b>	<b>C3D*</b>						

<b>RXP 3 800</b>	<b>A</b>	<b>ABE</b>	<b>AUD</b>	<b>ABU</b>	<b>BEU</b>	<b>RXP3 800 Series</b>	* A Richiesta On request Auf Anfrage	<b>RXP3 800 Series</b>
	<b>B</b>	<b>BBE</b>	<b>BUS</b>	<b>BBU</b>				
	<b>C1</b>	<b>C2</b>	<b>C3</b>					
<b>C1S</b>	<b>C2S</b>	<b>C3S</b>						
<b>C1D</b>	<b>C2D</b>	<b>C3D</b>						

1.7 Designazione

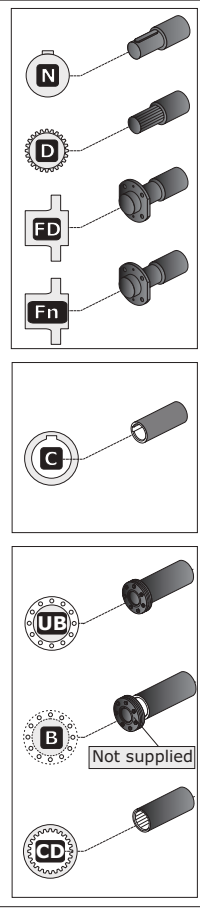
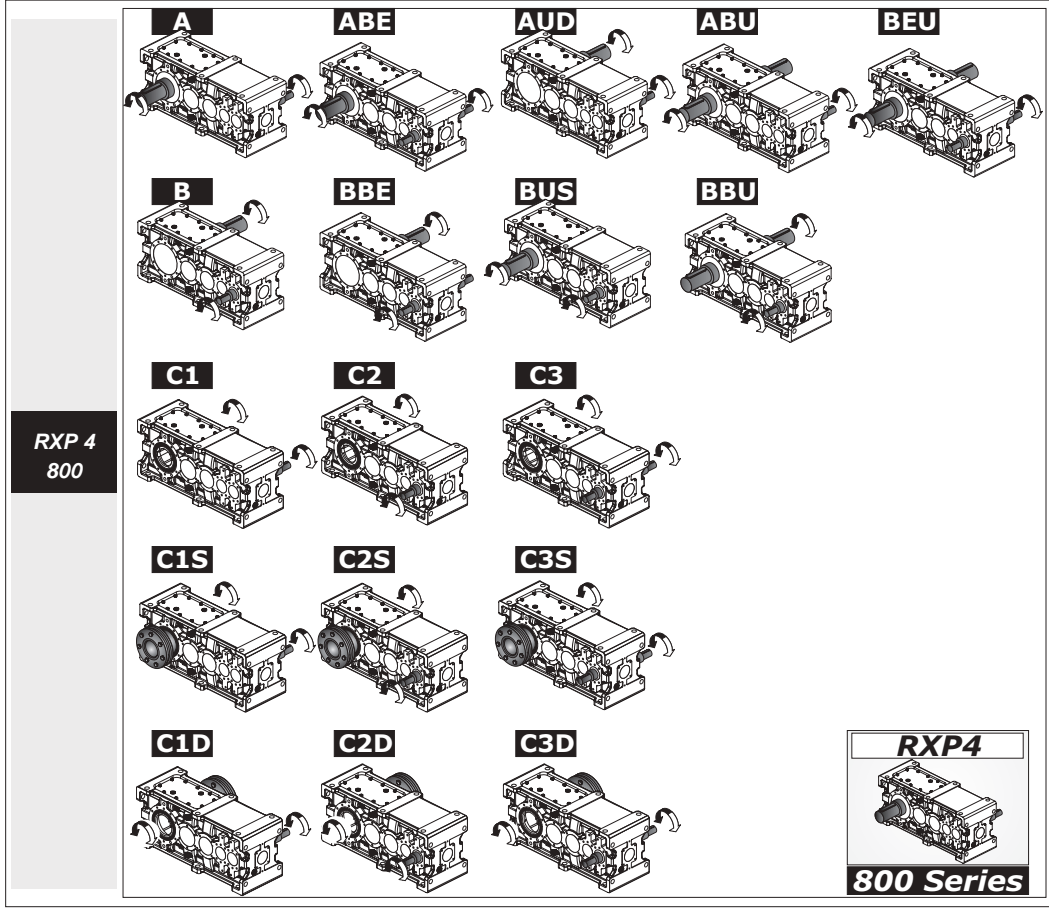
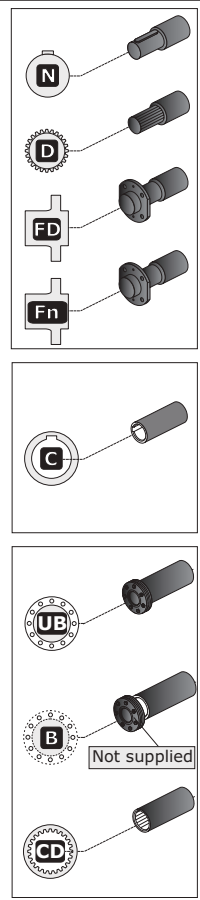
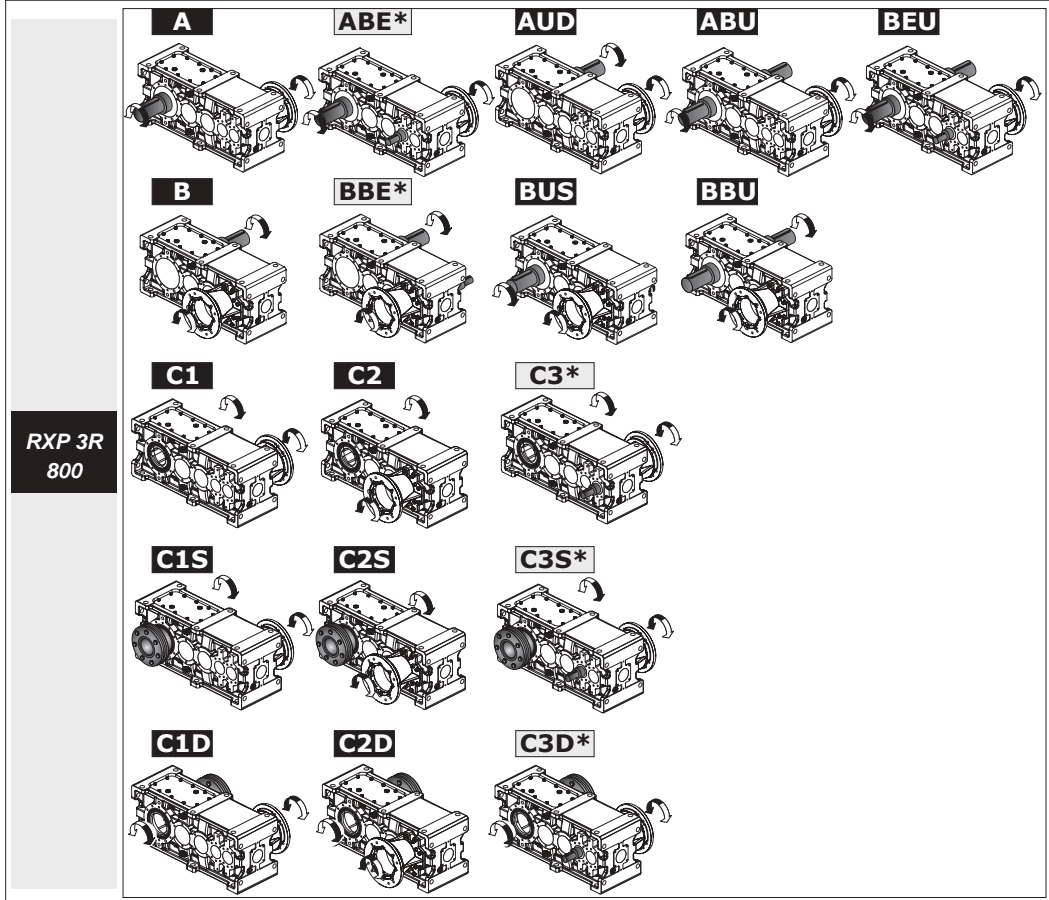
1.7 Designation

1.7 Bezeichnung

05 SA - Esecuzione grafica

SA - Shaft arrangement

SA - Grafische Ausführung



1.7 Designazione

1.7 Designation

1.7 Bezeichnung

<b>RX 700 Series</b>	<b>07</b> <b>IV</b> Versione Entrata Input Version Antriebausführung	<b>08</b> <b>IS</b> Albero Entrata Input Shaft Antriebswelle	<b>09</b> <b>IECT</b> Tipo IEC e Albero Entrata IEC type and Input Shaft IEC Typ und Antriebswelle
	ECE	—	—
	PAM..	80 90	— G
	PAM..R	...	R



<b>RX 700 Series</b>	<p><b>ECE</b> Entrata con albero pieno Solid input shaft Antrieb mit Vollwelle</p>		<p><b>PAM...</b> IEC - Con campana senza giunto IEC - Motor bell without coupling IEC - mit Glocke ohne Kupplung</p>	<p><b>PAM...G</b> IEC - Con campana e giunto IEC - Motor bell and coupling IEC - mit Glocke und Kupplung</p>	<p><b>PAM...R</b> IEC-Con campana e giunto non elastico IEC - Motor bell and coupling not elastic IEC-mit Glocke und Kupplung mit keinem elastischen Teil</p>							
		U	S	63 B5	71 B5	80 B5	90 B5	100 B5	112 B5	132 B5	160 B5	180 B5
<b>RXP1</b>	704	19 j6	40	Non disponibile / Not Available / Nicht verfügbar								
	708	24 j6	50									
	712	28 j6	60									
	716	38 k6	80									
	720	48 k6	80									
<b>RXP2</b>	708	19 j6	40									
	712	24 j6	50									
	716	28 j6	60									
	720	38 k6	80									
<b>RXP3</b>	708	14 j6	30									
	712	19 j6	40									
	716	24 j6	50									
	720	28 j6	60									

**N.B:** Per ulteriori accoppiamenti non previsti a catalogo consultare il ns. servizio tecnico commerciale.

**NOTE:** For coupling with motors not listed in this catalogue, please contact our Sales Engineers.

**HINWEIS:** Für weitere, nicht im Katalog enthaltene Passungen, bitten wir Sie sich mit unseren Technischen Kundendienst in Verbindung zu setzen.

Designazione motore elettrico Se è richiesto un motoriduttore completo di motore è necessario riportare la designazione di quest'ultimo. A tale proposito consultare il ns. catalogo dei motori elettrici Electronic Line.	Electric motor designation For applications requiring a gearmotor, motor designation must be specified. To this end, please refer to our Electronic Line electric motor catalogue.	Bezeichnung des Elektromotors Wird ein Getriebemotor komplett mit Elektromotor angefordert, müssen dessen Daten angegeben werden. Diesbezüglich verweisen wir auf unseren Katalog der Elektromotoren "Electronic Line".
-------------------------------------------------------------------------------------------------------------------------------------------------------------------------------------------------------------------------------	---------------------------------------------------------------------------------------------------------------------------------------------------------------------------------------	----------------------------------------------------------------------------------------------------------------------------------------------------------------------------------------------------------------------------

1.7 Designazione

1.7 Designation

1.7 Bezeichnung

RX 800 Series	L (Entrata Sinistra/Left Input /Linksantrieb)				R (Entrata Destra/Right Input/Rechtsantrieb)			
	07 IVL Versione Entrata Input Version Antriebsausführung	08 ISL Albero Entrata Input Shaft Antriebswelle	09 IECTL Tipo IEC e Albero Entrata IEC type and Input Shaft IEC Typ und Antriebswelle		10 IVR Versione Entrata Input Version Antriebsausführung	11 ISR Albero Entrata Input Shaft Antriebswelle	12 IECTR Tipo IEC e Albero Entrata IEC type and Input Shaft IEC Typ und Antriebswelle	
B - BUS - BBU - C2 - C2D - C2S				A - AUD - ABU - C1 - C1D - C1S				
ECE		ECE	—	—		ECE	—	—
PAM..		PAM	80 90 ...	— G D		PAM	80 90 ...	— G D
PAM..G								
PAM..D								
ABE - BBE - BEU - C3 - C3D - C3S								
ECE	ECE	—	—		ECE	—	—	
PAM../ECE	PAM	80 90 ...	— G D		ECE	—	—	—
PAM../ECE								
PAM../ECE								
ECE/PAM..	ECE	—	—		PAM	80 90 ...	— G D	—
ECE/PAM..								
ECE/PAM..D								
PAM../PAM..	PAM	80 90 ...	— G D		PAM	80 90 ...	— G D	— G D

Designazione motore elettrico  
Se è richiesto un motoriduttore completo di motore è necessario riportare la designazione di quest'ultimo. A tale proposito consultare il ns. catalogo dei motori elettrici Electronic Line.

Electric motor designation  
For applications requiring a gearmotor, motor designation must be specified. To this end, please refer to our Electronic Line electric motor catalogue.

Bezeichnung des Elektromotors  
Wird ein Getriebemotor komplett mit Elektromotor angefordert, müssen dessen Daten angegeben werden. Diesbezüglich verweisen wir auf unseren Katalog der Elektromotoren "Electronic Line".

RX 800 Series	ECE		PAM...			PAM..G			PAM..D												
	U	S	ir	U1	S1	63 B5	71 B5	80 B5	90 B5	100 B5	112 B5	132 B5	160 B5	180 B5	200 B5	225 B5	250 B5	280 B5	315 B5	355 B5	
RXP1	802	45 k6	112	> 4.6	35 k6	63															
	804	50 k6	112	> 4.4	40 k6	70															
	806	55 m6	125	> 4.8	45 k6	80															
	808	60 m6	140	> 5.3	50 k6	90															
	810	65 m6	140	> 5.3	55 m6	100															
	812	70 m6	160	> 5.4	60 m6	112															
	814	80 m6	180	> 5.5	70 m6	125															
	816	90 m6	180	> 5.3	80 m6	140															
	818	100 m6	200	> 5.9	90 m6	160															
	820	110 m6	200		110 m6	200															
	822	125 m6	225	all	125 m6	225															
	824	140 m6	250		140 m6	250															

Non Disponibile / Not Available / Nicht verfügbar





1.7 Designazione

1.7 Designation

1.7 Bezeichnung

13 CF - Ventole di raffreddamento










CF - Cooling fans

CF - Kühllüfterräder

**RX 700 Series**

Non disponibile  
Not available  
Nicht verfügbar

**RX 800 Series**

—		VE	V	2V		VD	VS	2V
Senza Ventola Without Coolings Fan Ohne Kühllüfterräder	A - AUD - ABU C1 - C1D - C1S				ABE - BBE - BEU C3 - C3D - C3S			
	B - BUS - BBU C2 - C2D - C2S							

Applicabilità Application Applikationsmöglichkeiten					
	VE	VD	VS	V	2V
RXP 1	802-804-806-808-810-812-814-816-818-820			—	—
RXP 2	806-808-810-812-814-816-818-820				
RXP 3	810-812-814-816-818-820				
RXP 4	—	—	—	—	—

**14 BSTOP - Antiretro**

Hanno adeguata capacità di carico rapportata alle prestazioni del riduttore. Sono montati direttamente sugli alberi pignoni. La lubrificazione è fornita dall'olio del riduttore salvo forme costruttive particolari. L'inversione del senso libero avviene molto semplicemente dall'esterno ruotando le ruote libere di 180°.

Indicare nella richiesta il senso di rotazione libero necessario riferendosi all'albero lento (freccia nera e bianca, vedere esecuzioni grafiche nelle pagine dimensionali).

**BSTOP - Backstop**

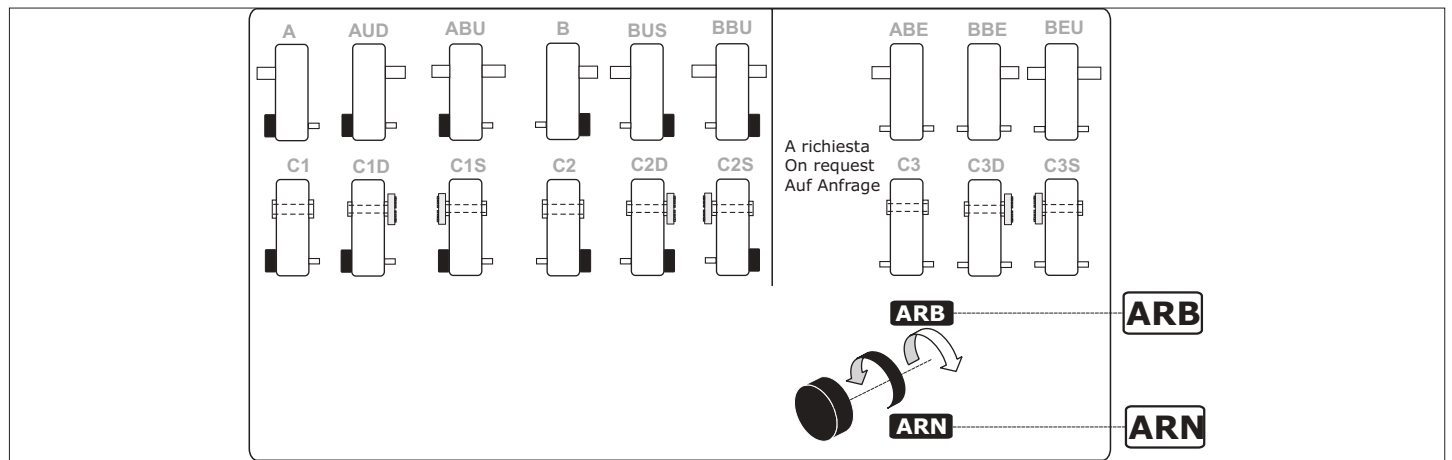
*Backstops are supplied with appropriate load capacity for gear unit rating. They are fitted directly on the pinion shafts. Lubrication is provided by gear unit oil (except for some special gear unit configurations). Free rotation is easily reversed by rotating the free wheels through 180° with no need to disassemble the unit.*

*Specify the required direction of free rotation as viewed from output shaft end (black and white arrow, see shaft arrangements in dimension pages).*

**BSTOP - Rücklaufsperr**

Sie verfügen über eine den Getriebeleistungen angemessene Belastungskapazität. Sie werden direkt auf die Ritzelwellen montiert. Die Schmierung wird, mit Ausnahme besonderer Bauformen, durch das Getriebeöl gegeben. Die Inversion der freien Drehrichtung erfolgt einfach von außen her, indem die Freiläufe um 180° gedreht werden.

In der Anfrage muss unter Bezugnahme auf die Antriebswelle die erforderliche Richtung der freien Drehung angegeben werden (schwarzer und weißer Pfeil, siehe grafische Ausführungen auf den Seiten mit Maßangaben).



—	Senza Antiretro Without Backstop Ohne Rücklaufsperr
ARB	Rotazione libera freccia bianca (B) Free rotation - white arrow (B) Freie Drehung - weißer Pfeil (B)
ARN	Rotazione libera freccia nera (N) Free rotation - black arrow (N) Freie Drehung - schwarzer Pfeil (N)

		Applicabilità Application Applikationsmöglichkeiten																				
		RX 700 Series					RX 800 Series															
		704	708	712	716	720	802	804	806	808	810	812	814	816	818	820	822	824	826	828	830	832
RXP 1																"On request"			—	—	—	—
RXP 2	—																				"On request"	—
RXP 3	—																					"On request"
RXP 4	—																					"On request"

1.7 Designazione

1.7 Designation

1.7 Bezeichnung

15 CM - Materiale carcassa

CM - Housing material

CM - Gehäusematerial

**RX 700 - Series**

**RXP1 - RXP2 - RXP3**

Materiale carcassa / Housing material Gehäusematerial		704	708	712	716	720
Ghisa meccanica / Engineering cast iron Maschinenguss	—	RXP1				
		RXP2-RXP3				

**RX 800 - Series**

**RXP 1**

Materiale carcassa / Housing material Gehäusematerial		802	804	806	808	810	812	814	816	818	820	822	824	826	828	830	832
Ghisa meccanica / Engineering cast iron Maschinenguss	—	"Standard"											—				
Ghisa sferoidale / Spheroidal cast iron Sphäroguss	<b>GS</b>	"On request"											"Std"	—			
Acciaio / Steel / Stahl	<b>A</b>	"On request"											—				

**RXP 2**

Materiale carcassa / Housing material Gehäusematerial		802	804	806	808	810	812	814	816	818	820	822	824	826	828	830	832
Ghisa meccanica / Engineering cast iron Maschinenguss	—	"Standard"											—				
Ghisa sferoidale / Spheroidal cast iron Sphäroguss	<b>GS</b>	"On request"											"Std"	—			
Acciaio / Steel / Stahl	<b>A</b>	"On request"											"Std"	—			

**RXP 3**

Materiale carcassa / Housing material Gehäusematerial		802	804	806	808	810	812	814	816	818	820	822	824	826	828	830	832
Ghisa meccanica / Engineering cast iron Maschinenguss	—	"Standard"											—				
Ghisa sferoidale / Spheroidal cast iron Sphäroguss	<b>GS</b>	"On request"											"Std"	—			
Acciaio / Steel / Stahl	<b>A</b>	"On request"											"Std"				

**RXP 3R**

Materiale carcassa / Housing material Gehäusematerial		802	804	806	808	810	812	814	816	818	820	822	824	826	828	830	832
Ghisa meccanica / Engineering cast iron Maschinenguss	—	"Standard"											—				
Ghisa sferoidale / Spheroidal cast iron Sphäroguss	<b>GS</b>	"On request"											—				
Acciaio / Steel / Stahl	<b>A</b>	"On request"											—				

**RXP 4**

Materiale carcassa / Housing material Gehäusematerial		802	804	806	808	810	812	814	816	818	820	822	824	826	828	830	832
Ghisa meccanica / Engineering cast iron Maschinenguss	—	"Standard"											—				
Ghisa sferoidale / Spheroidal cast iron Sphäroguss	<b>GS</b>	"On request"											"Std"	—			
Acciaio / Steel / Stahl	<b>A</b>	"On request"											"Std"				

1.7 Designazione

1.7 Designation

1.7 Bezeichnung

16 OF - Flangia Uscita

OF - Output Flange

OF - Flansche am Abtrieb

Sono previste flange da impiegare qualora si desideri il fissaggio diretto del riduttore alla macchina.

**F** - La soluzione è molto compatta, la battuta dell'albero lento non è modificata rispetto allo standard.

**S** - La soluzione prevede un allungamento della distanza tra i cuscinetti e della battuta dell'albero lento per fornire maggiore stabilità all'intera struttura.

*Output flanges are available for flange-mount configuration. This provides a compact design;*

**F** - *standard output shaft shoulder dimensions are unchanged.*

**S** - *The solution provides a lengthening of the distance between the bearings and the outputshaft to provide greater stability to the whole structure.*

Es sind Flanschen vorgesehen, die dann einzusetzen sind, wenn eine direkte Befestigung des Getriebes an der Maschine gewünscht wird. Bei dieser Lösung handelt es sich um eine sehr kompakte Form, der Abtriebswellenansatz ist dem standardmäßigen Ansatz gleich.

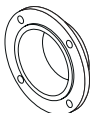
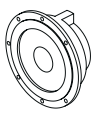
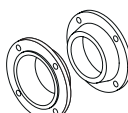
**S** - Die Lösung bietet eine Verlängerung der Abstand zwischen den Lagern und der Abtriebwelle, um eine größeren Stabilität der gesamten Struktur bereitzustellen.



**RX 700 Series**

Per ulteriori informazioni vedere - 18 - MPOF  
For more details, please read - 18 - MPOF  
Sie können Weitere Informationen siehe - 18 - MPOF

**RX 800 Series**

—	F	S	2F
Senza Flangia <i>Without Flange</i> <i>Ohne Flansche</i>	Flangia Uscita <i>Output Flange</i> Flansche am Abtrieb	Supportazione flangiata in uscita <i>Flange bearing on the right at output end</i> Geflanschte Lagerung am Abtrieb	Doppia flangia in uscita <i>Double output flange</i> Doppelter Flansch am Abtrieb
			

Applicabilità <i>Application</i> Applikationsmöglichkeiten	Materiale carcassa / <i>Housing material</i> / Gehäusematerial Ghisa / Cast iron / Guss									
	802	804	806	808	810	812	814	816	818	820
<b>RXP1</b>	—									
<b>RXP2</b>										
<b>RXP3</b>										
<b>RXP4</b>										

Applicabilità <i>Application</i> Applikationsmöglichkeiten	Materiale carcassa / <i>Housing material</i> / Gehäusematerial Acciaio / Steel / Stahl									
	802	804	806	808	810	812	814	816	818	820
<b>RXP1</b>	—									
<b>RXP2</b>									—	
<b>RXP3</b>									—	
<b>RXP3R</b>										—
<b>RXP4</b>										—

1.7 Designazione

1.7 Designation

1.7 Bezeichnung

17 OS - Estremità uscita








OS - Output shaft



OS - Wellenende - Abtrieb

- Nessuna indicazione = diametro standard;
- diametro opzionale = (vedi tabella).

- No indications = standard diameter;
- optional diameter = (see table).

- Keine Angabe = Standard-durchmesser
- Optionaler durchmesser = (siehe Tabelle).

RX 700			 				
	Standard — (N)	Standard — (C)	Optional C...	Standard — (UB) B	Standard CD	Standard D	Standard FD
704	— (N - Ø 24xL50)	— (C - Ø 24)	C28 (Ø 28)	— (UB - Ø 25) B (Ø 25)	(28 x 25 DIN5482)	(35 x 31 DIN5482)	(35 x 31 DIN5482)
708	— (N - Ø 32xL60)	— (C - Ø 32)	C30 (Ø 30 ) C35 (Ø 35 )	— (UB - Ø 35) B (Ø 35)	(35 x 31 DIN5482)	(40 x 36 DIN5482)	(40 x 36 DIN5482)
712	— (N - Ø 42xL80)	— (C - Ø 42)	C40 (Ø 40) C45 (Ø 45)	— (UB - Ø 45) B (Ø 45)	(40 x 36 DIN5482)	(58 x 53 DIN5482)	(58 x 53 DIN5482)
716	— (N - Ø 55xL100)	— (C - Ø 55)	C50 (Ø 50 )	— (UB - Ø 55) B (Ø 55)	(50 x 45 DIN5482)	(FIAT 60)	(FIAT 60)
720	— (N - Ø 70xL125)	— (C - Ø 70)	C60 (Ø 60 )	— (UB - Ø 70) B (Ø 70)	(70 x 64 DIN5482)	(FIAT 70)	(FIAT 70)

RXP 2 - RXP 3		712	
 	RXP 2	58.1	
	RXP 3	396.8	

Nei rapporti contrassegnati non è disponibile la versione uscita con albero cavo - "C45" / Hollow output shaft "C45" not available for ratios / Bei den gekennzeichneten Übersetzungsverhältnissen ist die Version „Abtrieb mit Hohlwelle "C45" nicht verfügbar

<b>N</b>	Sporgente Integrale / Output shaft / Vollwelle
<b>C</b>	Albero Cavo / Hollow Shaft / Holwelle
<b>UB - B</b>	Albero cavo con unità di bloccaggio / Hollow output shaft with shrink disc / Hohlwelle mit Schrumpfscheibe
<b>CD</b>	Albero lento cavo scanalato / Splined hollow shaft / Verzahnte Hohlwelle
<b>D</b>	Estremità albero lento scanalato senza flangia brocciata / Splined output shaft without broached flange / Abtriebswelle mit Keilende ohne geräumtem Flansch
<b>FD</b>	Estremità scanalata albero lento flangia brocciata / Splined output shaft and broached flange / Abtriebswelle mit Keilende und geräumtem Flansch
<b>F1...F9</b>	Estremità scanalata albero lento con giunto dentato flangiato / Splined output shaft with flanged splined coupling / Abtriebswelle mit Keilende mit geflanschter Klauen kupplung
<b>F101...F108</b>	Estremità scanalata albero lento con giunto flangiato a rulli bombati / Splined output shaft with flanged barrel rollers coupling / Abtriebswelle mit Keilende mit geflanschter Tonnenrollen kupplung

1.7 Designazione

1.7 Designation

1.7 Bezeichnung

17 OS - Estremità uscita

OS - Output shaft

OS - Wellenende - Abtrieb



RX 800			 					
	Standard <b>N</b>	Standard <b>C</b>	Standard <b>UB B</b>	Standard <b>CD</b>	Standard <b>D</b>	Standard <b>FD</b>	Standard <b>F...</b>	Standard <b>F1..</b>
<b>802</b>	(∅ 60xL112)	(∅ 60)	(∅ 60)	(60 x 55 DIN5482)	(FIAT 60)	(FIAT 60)	—	
<b>804</b>	(∅ 70xL125)	(∅ 70)	(∅ 70)	(70 x 64 DIN5482)	(FIAT 70)	(FIAT 70)	—	
<b>806</b>	(∅ 80xL140)	(∅ 80)	(∅ 80)	(80 x 74 DIN5482)	(FIAT 80)	(FIAT 80)	—	
<b>808</b>	(∅ 90xL160)	(∅ 90)	(∅ 90)	(90 x 84 DIN5482)	(FIAT 95)	(FIAT 95)	F1	F101
<b>810</b>	(∅ 100xL180)	(∅ 100)	(∅ 100)	(100 x 94 DIN5482)	(D. 105 DIN 5480)	(D. 105 DIN 5480)	F1	F101
<b>812</b>	(∅ 110xL200)	(∅ 110)	(∅ 110)	(110 x 3 x 35 DIN5480)	(D. 110 DIN 5480)	(D. 110 DIN 5480)	F2	F102
<b>814</b>	(∅ 125xL225)	(∅ 125)	(∅ 125)	(120 x 5 x 22 DIN5480)	(D. 130 DIN 5480)	(D. 130 DIN 5480)	F3	F103
<b>816</b>	(∅ 140xL250)	(∅ 140)	(∅ 140)	(140 x 5 x 26 DIN5480)	(D. 140 DIN 5480)	(D. 140 DIN 5480)	F4	F104
<b>818</b>	(∅ 160xL280)	(∅ 160)	(∅ 160)	(160 x 5 x 30 DIN5480)	(D. 160 DIN 5480)	(D. 160 DIN 5480)	F5	F105
<b>820</b>	(∅ 180xL315)	(∅ 180)	(∅ 180)	(180 x 8 x 21 DIN5480)	(D. 180 DIN 5480)	(D. 180 DIN 5480)	F6	F106
<b>822</b>	(∅ 200xL355)	(∅ 200)	(∅ 200)	—	(D. 200 DIN 5480)	(D. 200 DIN 5480)	F7	F107
<b>824</b>	(∅ 220xL400)	(∅ 220)	(∅ 220)	—	(D. 220 DIN 5480)	—	F8	F108
<b>826</b>	(∅ 250xL450)	(∅ 250)	(∅ 250)	—	(D. 250 DIN 5480)		F9	F108
<b>828</b>	(∅ 280xL500)	(∅ 280)	(∅ 280)	—	—		On request	On request
<b>830</b>	(∅ 320xL500)	(∅ 320)	(∅ 320)	—	—	—	—	
<b>832</b>	(∅ 360xL560)	(∅ 360)	(∅ 360)	—	—	—	—	

Per ulteriori informazioni vedere **SEZIONE T** / For more details, please read **SECTION T** / Sie können Weitere Informationen siehe **ABSCHNITT T**

RXP 2	802	804	806	808	810	812	814	816	818	820	822	824	826	828	830	832
	21.0 23.2	20.9 23.1	24.3	Ok! all	21.7 24.1	20.6 22.8	21.0 23.2	20.9 23.1	21.9 24.3	21.3 23.6	24.1	22.8 25.5	23.2 25.9	20.9 23.1 25.8	on reque st	—

Nei rapporti contrassegnati non è disponibile la versione uscita con albero cavo -"C"- "UB"- "B"- "CD" / Hollow output shaft "C"- "UB"- "B"- "CD" not available for ratios / Bei den gekennzeichneten Übersetzungsverhältnissen ist die Version „Abtrieb mit Hohlwelle "C"- "UB"- "B"- "CD" nicht verfügbar

RXP 3	802	804	806	808	810	812	814	816	818	820	822	824	826	828	830	832
	124 137	123 135	130 142	Ok! All	121 134	122 135	124 137	123 135	130 142	128 140	134	122 133	137	123 137	Ok! All	Ok! All

Nei rapporti contrassegnati non è disponibile la versione uscita con albero cavo - "C"- "UB"- "B"- "CD" / Hollow output shaft "C"- "UB"- "B"- "CD" not available for ratios / Bei den gekennzeichneten Übersetzungsverhältnissen ist die Version „Abtrieb mit Hohlwelle "C"- "UB"- "B"- "CD" nicht verfügbar

1.7 Designazione

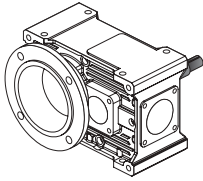
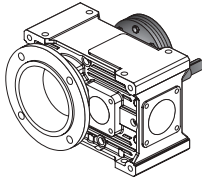
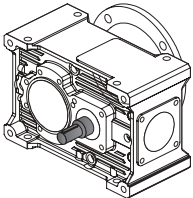
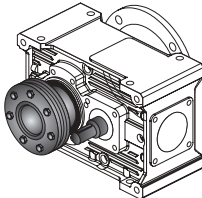
1.7 Designation

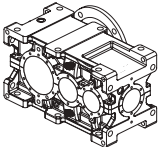
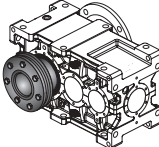
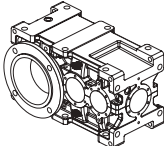
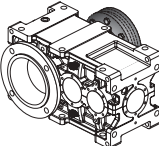
1.7 Bezeichnung

18 MPOF - Lato Flangia Uscita

MPOF - Mounting Position Output Flange

MPOF - Montageseite Abtriebsflansch

RX 700 Series			
—		Senza Flangia Without Flange Ohne Flansch	
F	A-ABE-AUD-ABU-C1	Flangia in uscita: Fornita SEMPRE opposta a configurazione presente in entrata  Output flange: ALWAYS supplied in opposite configuration than input side	C1D
			
	B-BBE-BUS-BBU-C2	Ausgangsflansch: wird IMMER entgegengesetzt der vorhandenen Eingangskonfiguration geliefert	C2S
			

RX 800 Series			
D	B-BBE-AUD-ABU-BBU-BEU-C1-C2-C3	Flangia in uscita a destra Output flange on right side Flansch am Abtriebe rechts	C1S - C2S - C3S
			
S	A-ABE-BUS-ABU-BBU-BEU-C1-C2-C3	Flangia in uscita a sinistra Output flange on left side Flansch am Abtrieb links	C1D - C2D - C3D
			

19 MP - Posizioni di montaggio

MP - Mounting positions

MP - Einbaulagen

<b>RX 700 Series</b> <b>RX 800 Series</b>	Per ulteriori informazioni vedere 1.8 For more details, please read 1.8 Sie können Weitere Informationen siehe 1.8
----------------------------------------------	--------------------------------------------------------------------------------------------------------------------------



1.7 Designazione

1.7 Designation

1.7 Bezeichnung

20 OPT-ACC. - Opzioni

OPT-ACC - Options

OPT-ACC. - Optionen

<b>RX 700 RX 800</b>	<b>ACC1</b>	<b>Code</b>	
		<b>PROT.</b>	Per ulteriori informazioni vedere <b>SEZIONE T</b> . For more details, please read <b>SECTION T</b> Sie können Weitere Informationen siehe <b>ABSCHNITT T</b> .
	<b>OPT</b>	<b>VT. SL.</b>	Per ulteriori informazioni vedere <b>SEZIONE U</b> For more details, please read <b>SECTION U</b> Sie können Weitere Informationen siehe <b>ABSCHNITT U</b>

<b>RX 800</b>	<b>ACC.</b>	<b>Code</b>	
		<b>RFA. RFW. ....</b>	Per ulteriori informazioni vedere <b>SEZIONE U</b> For more details, please read <b>SECTION U</b> Sie können Weitere Informationen siehe <b>ABSCHNITT U</b>

**KIT**

<b>RX 700 RX 800</b>	<b>ACC1</b>	<b>Code</b>			
		<b>FF</b>	FF - Kit	FF - Kit	FF - Kit
	<b>RR</b>	Kit rosetta di montaggio	Mounting washer kit	Kit Montagescheibe	
	<b>ACC3</b>	<b>BR</b>	Kit bullone di reazione	Torque arm kit	Kit Momentenstütze

Per ulteriori informazioni vedere **1.14 e Sezione T**  
For more details, please read **1.14 and Section T**  
Sie können Weitere Informationen siehe **1.14 und Abschnitt T**

21 ASE - Estremità Supplementare

ASE - Additional Shaft Extension

ASE - Zusätzliches Wellende

<b>RX 700 RX 800</b>	Per ulteriori informazioni vedere <b>SEZIONE U</b> For more details, please read <b>SECTION U</b> Sie können Weitere Informationen siehe <b>ABSCHNITT U</b>
--------------------------	-------------------------------------------------------------------------------------------------------------------------------------------------------------------

22 PMT - Posizioni della Morsettiera

PMT - Position Terminal Box

PMT - Montagposition Klemmenkasten

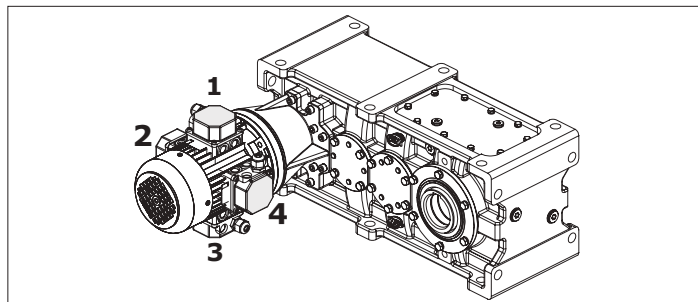
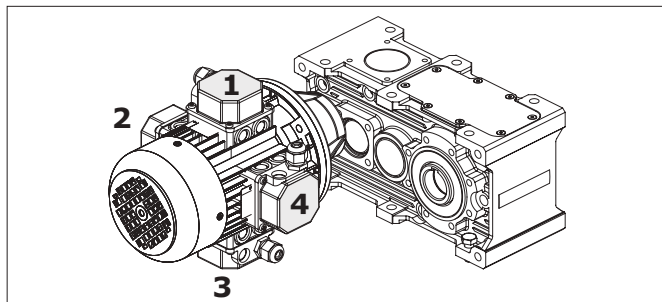
[2, 3, 4] Posizione della morsettiera del motore se diversa da quella standard (1).

[2, 3, 4] Position of the motor terminal box if different from the standard one (1).

Montageposition Klemmenkasten [2, 3, 4], wenn abweichend von Standardposition [1] (für Motorgetriebe).

**RX 700  
Series**

**RX 800  
Series**



### 1.8 Lubrificazione

Gli oli disponibili appartengono generalmente a tre grandi famiglie:

- 1) Oli minerali
- 2) Oli sintetici Poli-Alfa-Olefine
- 3) Oli sintetici Poli-Glicole

La scelta più appropriata è generalmente legata alle condizioni di impiego. riduttori non particolarmente caricati e con un ciclo di impiego discontinuo, senza escursioni termiche importanti, possono certamente essere lubrificati con olio minerale.

Nei casi di impiego gravoso, quando i riduttori saranno prevedibilmente caricati molto ed in modo continuativo, con conseguente prevedibile innalzamento della temperatura, è bene utilizzare lubrificanti sintetici tipo polialfaolefine (PAO).

Gli oli di tipo poliglicole (PG) sono da utilizzare strettamente nel caso di applicazioni con forti strisciamenti fra i contatti, ad esempio nelle viti senza fine. Debbono essere impiegati con grande attenzione poiché non sono compatibili con gli altri oli e sono invece completamente miscibili con l'acqua. Questo fenomeno è particolarmente pericoloso poiché non si nota, ma deprime velocemente le caratteristiche lubrificanti dell'olio.

Oltre a questi già menzionati, ricordiamo che esistono gli oli per l'industria alimentare. Questi trovano specifico impiego nell'industria alimentare in quanto sono prodotti speciali non nocivi alla salute. Vari produttori forniscono oli appartenenti a tutte le famiglie con caratteristiche molto simili. Più avanti proponiamo una tabella comparativa.

### 1.8 Lubrication

Available oils are typically grouped into three major classes:

- 1) Mineral oils
- 2) Poly-Alpha-Olefin synthetic oils
- 3) Polyglycol synthetic oils

Oil is normally selected in accordance with environmental and operating conditions. Mineral oil is the appropriate choice for moderate load, non-continuous duty applications free from temperature extremes.

In severe applications, where gear units are to operate under heavy loads in continuous duty and high temperatures are expected, synthetic Poly-Alpha-Olefin oils (PAO) are the preferred choice.

Polyglycol oils (PG) should only be used in applications involving high sliding friction, as is the case with worm shafts. These particular oils should be used with great care, as they are not compatible with other oils, but are totally mixable with water. The oil mixed with water cannot be told from uncontaminated oil, but will degrade very rapidly.

In addition to the oils mentioned above, there are food-grade oils. These are special oils harmless to human health for use in the food industry. Oils with similar characteristics are available from a number of manufacturers. A comparative overview table is provided at the next pages.

### 1.8 Schmierung

Die verfügbaren Öle gehören im Allgemeinen drei großen Familien an:

- 1) Mineralöle
- 2) Polyalphaolefine-Synthetiköle
- 3) Polyglykol-Synthetiköle

Die angemessene Wahl ist im Allgemeinen an die Einsatzbedingungen gebunden. Getriebe, die keinen besonders schweren Belastungen ausgesetzt sind und einem unregelmäßigen Einsatzzyklus unterliegen, ohne starke thermische Ausschläge, können problemlos mit Mineralöl geschmiert werden.

Bei einem Einsatz unter harten Bedingungen, d.h. wenn die Getriebe stark und andauernd belastet werden, woraus sich ein sicherer Temperaturanstieg ergibt, sollten Synthetiköle, Typ Polyalphaolefine (PAO), verwendet werden.

Die Öle, Typ Polyglykole (PG), sind ausschließlich für einen Einsatz ausgelegt, bei denen es zu starken Reibungen zwischen den in Kontakt stehenden Elementen kommt, z.B. bei Schnecken. Bei ihrem Einsatz in besondere Aufmerksamkeit erforderlich, da sie nicht mit anderen Ölen kompatibel sind, sich jedoch vollständig mit Wasser vermischen lassen. Diese Tatsache erweist sich daher als besonders gefährlich, da sie sich nicht feststellen lässt, jedoch die Schmiereigenschaften des Öls bereits nach kurzer Zeit unterdrückt.

Über die bereits genannten Öle hinaus, gibt es auch Öle, die speziell für die Lebensmittelindustrie ausgelegt sind. Diese finden demzufolge dort ihren Einsatz, da es sich dabei um spezielle Produkte handelt, die für die Gesundheit unschädlich sind. Die den jeweiligen Familien angehörigen Ölsorten werden von verschiedenen Herstellern angeboten; sie weisen jeweils sehr ähnliche Eigenschaften auf. Auf der folgenden Seite finden Sie eine entsprechende Vergleichstabelle.

Input speed $n_1$ (min <sup>-1</sup> )	Absorbed power (kW)	Lubrication system	Viscosity ISO VG at 40° (cSt)	
			$i \leq 10$	$i > 10$
$2000 < n_1 \leq 5000$	$P < 7.5$	Forced or Oil splash	68	68
	$7.5 \leq P \leq 22$		68	150
	$P > 22$		150	220
$1000 < n_1 \leq 2000$	$P < 7.5$	Forced or Oil splash	68	150
	$7.5 \leq P \leq 37$		150	220
	$P > 37$		220	320
$300 < n_1 \leq 1000$	$P < 15$	Forced Oil splash	68	150
	$15 \leq P \leq 55$		150	220
		$P > 55$	Forced Oil splash	220
			Forced Oil splash	320
$50 < n_1 \leq 300$	$P < 22$	Forced Oil splash	150	220
	$22 \leq P \leq 75$		220	320
		$P > 75$	Forced Oil splash	320
			Forced Oil splash	460

### 1.8 Lubrificazione

Nel caso di lubrificazione forzata con pompa, qualora siano richieste ISO VG > 220 e/o temperature < 10°C, consultarci.

La tabella è valida per velocità periferiche normali; in caso di velocità > 13m/s, consultarci.

Se la temperatura ambiente T < 0°C ridurre di una gradazione la viscosità prevista in tabella, viceversa aumentarla di una se T > 40°C.

Le temperature ammissibili per gli oli minerali sono:  
(-10 = T = 90)°C (fino a 100°C per periodi limitati).

Le temperature ammissibili per gli oli sintetici sono:  
(-20 = T = 110)°C (fino a 120°C per periodi limitati).

Per temperature dell'olio esterne a quelle ammissibili per il minerale e per aumentare l'intervallo di sostituzione del lubrificante adottare olio sintetico a base di polialfaolefine.

### 1.8 Lubrication

In case of forced lubrication by pump, when ISO VG > 220 and/or temperatures < 10°C, are requested, it is advisable to contact us.

The table is valid for normal peripheral speeds; in case of speed > 13 m/s, contact us.

If the environment temperature T < 0°C, decrease viscosity class by one, vice versa increase by one if T > 40°C.

Permissible temperatures for mineral oil are:  
(-10 = T = 90)°C, up to 100°C for a short time.

Permissible temperatures for synthetic oil are:  
(-20 = T = 110)°C, up to 120°C for a short time.

If the oil temperature is not permissible for mineral oil and for decreasing frequency of oil change, use synthetic oil with polyalphaolefins (PAOs).

### 1.8 Schmierung

Im Fall einer Zwangsschmierung über eine Pumpe, falls die ISO VG > 220 und/oder Temperaturen < 10°C gefordert werden, setzen Sie sich bitte mit uns in Verbindung.

Die Tabelle ist für normale Umfangsgeschwindigkeiten gültig. Bei Geschwindigkeiten > 13m/s, setzen Sie sich bitte mit uns in Verbindung.

Bei einer Umgebungstemperatur T < 0°C den von der Tabelle vorgesehenen Viskositätsgrad um eine Gradation mindern und, im entgegengesetzten Fall, bei einer Temperatur T > 40°C, um eine anheben.

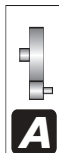
Für Mineralöle zulässige Temperaturen:

(-10 = T = 90) °C (bis 100°C über begrenzte Zeiträume).

Für Synthetiköle zulässige Temperaturen:

(-20 = T = 110) °C (bis 120°C über begrenzte Zeiträume).

Bei Temperaturen, die diese für Mineralöle zulässigen Werte überschreiten und um die Auswechselzeiten verlängern zu können, sollte Synthetiköl auf Basis von Polyalphaolefinen verwendet werden.



Produttore Manufacturer Hersteller	Oli Minerali Mineral oils Mineralöle			Oli Sintetici Polialfaolefine (PAO) Poly-Alpha-Olefin synthetic oils (PAO) Polyalphaolefine- Synthetiköle (PAO)			Oli Sintetici Poliglicoli (PG) Polyglycol synthetic oils (PG) Polyglykol-Synthetiköle (PG)		
	ISO VG	ISO VG	ISO VG	ISO VG	ISO VG	ISO VG	ISO VG	ISO VG	ISO VG
	150	220	320	150	220	320	150	220	320
<b>AGIP</b>	Blasia 150	Blasia 220	Blasia 320	-	Blasia SX 220	Blasia SX 320	Blasia S 150	Blasia S 220	Blasia S 320
<b>ARAL</b>	Degol BG 150 Plus	Degol BG 220 Plus	Degol BG 320 Plus	Degol PAS 150	Degol PAS 220	Degol PAS 320	Degol GS 150	Degol GS 220	Degol GS 320
<b>BP</b>	Energol GR-XP 150	Energol GR-XP 220	Energol GR-XP 320	Energol EPX 150	Energol EPX 220	Energol EPX 320	Energol SG 150	Energol SG-XP 220	Energol SG-XP 320
<b>CASTROL</b>	Alpha SP 150	Alpha SP 220	Alpha SP 320	Alphasyn EP 150	Alphasyn EP 220	Alphasyn EP 320	Alphasyn PG 150	Alphasyn PG 220	Alphasyn PG 320
<b>CHEVRON</b>	Ultra Gear 150	Ultra Gear 220	Ultra Gear 320	Tegra Synthetic Gear 150	Tegra Synthetic Gear 220	Tegra Synthetic Gear 320	HiPerSYN 150	HiPerSYN 220	HiPerSYN 320
<b>ESSO</b>	Spartan EP 150	Spartan EP 220	Spartan EP 320	Spartan S EP 150	Spartan S EP 220	Spartan S EP 320	Glycolube 150	Glycolube 220	Glycolube 320
<b>KLÜBER</b>	Klüberoil GEM 1-150	Klüberoil GEM 1-220	Klüberoil GEM 1-320	Klübersynth EG 4-150	Klübersynth EG 4-220	Klübersynth EG 4-320	Klübersynth GH 6-150	Klübersynth GH 6-220	Klübersynth GH 6-320
<b>MOBIL</b>	Mobilgear XMP 150	Mobilgear XMP 220	Mobilgear XMP 320	Mobilgear SHC XMP 150	Mobilgear SHC XMP 220	Mobilgear SHC XMP 320	Glygoyle 22	Glygoyle 30	Glygoyle HE320
<b>MOLIKOTE</b>	L-0115	L-0122	L-0132	L-1115	L-1122	L-1132	-	-	-
<b>OPTIMOL</b>	Optigear BM 150	Optigear BM 220	Optigear BM 320	Optigear Synthetic A 150	Optigear Synthetic A 220	Optigear Synthetic A 320	Optiflex A 150	Optiflex A 220	Optiflex A 320
<b>Q8</b>	Goya 150	Goya 220	Goya 320	El Greco 150	El Greco 220	El Greco 320	Gade 150	Gade 220	Gade 320
<b>SHELL</b>	OMALA S2 G 150	OMALA S2 G 220	OMALA S2 G 320	Omala HD 150	Omala HD 220	Omala HD 320	OMALA S4 WE 150	OMALA S4 WE 220	OMALA S4 WE 320
<b>TEXACO</b>	Meropa 150	Meropa 220	Meropa 320	Pinnacle EP 150	Pinnacle EP 220	Pinnacle EP 320	-	Synlube CLP 220	Synlube CLP 320
<b>TOTAL</b>	Carter EP 150	Carter EP 220	Carter EP 320	Carter SH 150	Carter SH 220	Carter SH 320	Carter SY 150	Carter SY 220	Carter SY 320
<b>TRIBOL</b>	1100/150	1100/220	1100/320	1510/150	1510/220	1510/320	800/150	800/220	800/320

Lubrificanti sintetici per uso alimentare / Food-grade synthetic lubricants / Schmiermittel Synthetik für Lebensmittelbereich

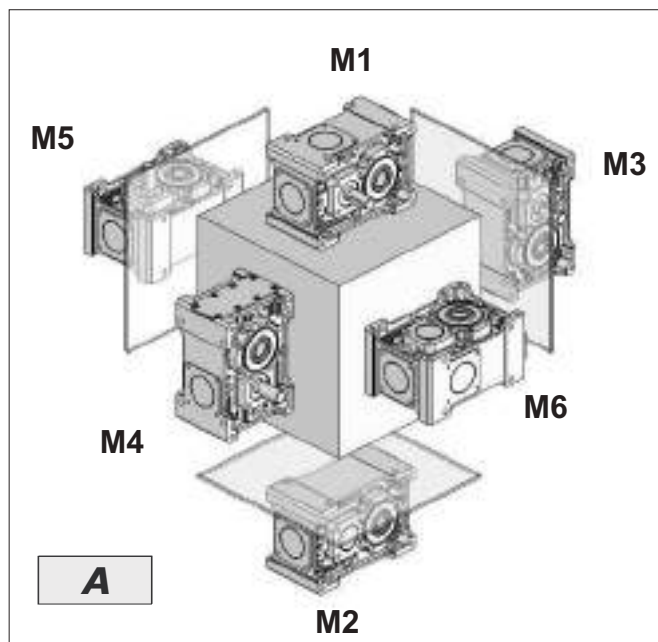
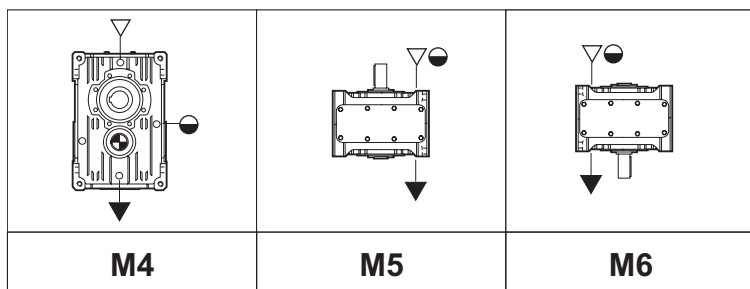
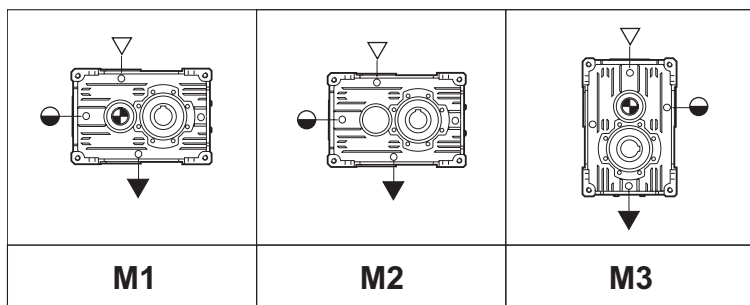
<b>AGIP</b>				Rocol Foodlube Hi-Torque 150	—	Rocol Foodlube Hi-Torque 320			
<b>ESSO</b>				—	Gear Oil FM 220	—			
<b>KLÜBER</b>				Klüberoil 4 UH1 N 150	Klüberoil 4 UH1 N 220	Klüberoil 4 UH1 N 320			
<b>MOBIL</b>				DTE FM 150	DTE FM 220	DTE FM 320			
<b>SHELL</b>				Cassida Fluid GL 150	Cassida Fluid GL 220	Cassida Fluid GL 320			

**1.8 Lubrificazione**  
**Posizioni di montaggio**

**1.8 Lubrication**  
**Mounting positions**

**1.8 Schmierung**  
**Einbaulagen**

## RX 700 - Series



N.B. schema rappresentativo anche per 2 e 3 stadi  
 NOTE: Diagram applies to double and triple reduction units as well  
 HINWEIS: Schema auch für 2 und 3 Stufen gültig

- ▽ Carico / Filler plug/ Einfüllschraube
- ▼ Scarico / Drain plug / Ablassschraube
- Livello / Level plug / Schauglas

L'esecuzione grafica rappresentata è la A.  
 Per le altre esecuzioni grafiche vedere sezione POSIZIONI MONTAGGIO.  
 The noted version is A.  
 To see further alternatives please refer to section MOUNTING POSITIONS.  
 Die dargestellte Version ist A.  
 Für die anderen Versionen siehe MONTAGEPOSITIONEN.

Quantità di lubrificante / Lubricant quantity / Schmiermittelmenge [Kg]										
RX 700 Series	Posizione di montaggio Mounting position Einbaulage						Stato di fornitura State of supply Lieferzustand	N° tappi No. of plugs Anzahl Betriebschraubei	Posizione di montaggio Mounting position Montageposition	
	M1	M2	M3	M4	M5	M6				
RXP1	704	0.700						Riduttori forniti completi di lubrificante sintetico Gearboxes supplied with synthetic oil Getriebe werden mit synthetischem Öl geliefert	8	<b>Non necessaria</b> <b>Not necessary</b> <b>Nicht erforderlich</b>
	708	1.00	1.00	1.40	1.20	1.30	1.30			
	712	2.10	2.10	2.50	2.50	2.60	2.60			
	716	4.00	4.00	4.40	4.40	4.50	4.50			
	720	9.00	9.00	10.0	10.3	13.3	13.3			
RXP2	708	1.10	1.10	1.40	1.40	1.20	1.20	Riduttori predisposti per lubrificazione ad olio Gearboxes supplied ready for oil lubrication Getriebe sind für Ölschmierung vorgesehen	8	<b>Necessaria</b> <b>Necessary</b> <b>Erforderlich</b>
	712	2.20	2.20	2.50	2.50	2.60	2.60			
	716	4.00	4.00	5.50	5.50	4.80	4.80			
	720	8.70	8.70	12.2	12.4	13.3	13.3			
RXP3	708	1.10	1.10	1.40	1.40	1.20	1.20			
	712	2.15	2.15	2.50	2.50	2.60	2.60			
	716	4.00	4.00	5.50	5.50	4.80	4.80			
	720	8.70	8.70	12.2	12.4	13.3	13.3			

Le quantità di olio sono approssimative; per una corretta lubrificazione occorre fare riferimento al livello segnato sul riduttore.

*Oil quantities listed in the table are approximate; to ensure correct lubrication, please refer to the level mark on the gear unit.*

Bei den Ölmengeangaben handelt es sich um approximative Werte; für den Erhalt einer korrekten Schmierung muss Bezug auf den am Getriebe gekennzeichneten Füllstand genommen werden.

\*Su richiesta possono essere forniti completi di lubrificante sintetico del tipo SHELL OMALA S4 WE 320.

\*On request they can be supplied oil filled with synthetic lubricant SHELL OMALA S4 WE 320.

\*Auf Anfrage können Sie mit synthetischem Öl Typ T SHELL OMALA S4 WE 320 geliefert werden.

**ATTENZIONE**

Il tappo di sfiato è allegato solo nei riduttori che hanno più di un tappo olio.

Eventuali forniture con predisposizioni tappi diverse da quella indicata in tabella, dovranno essere concordate.

Nei riduttori dove è necessario specificare la posizione di montaggio, la posizione richiesta è indicata nella targhetta del riduttore.

**WARNING**

*A breather plug is supplied only with gearboxes that have more than one oil plug.*

The supply of gearboxes with different plug pre-arrangements has to be agreed with the manufacturer.

The gearboxes that need a specific assembling position have the indication of it on the label of the gearbox.

**ACHTUNG**

Der Entlüftungsstopfen ist lediglich bei den Getrieben vorhanden, die über mehr als einen Ölfüllstopfen verfügen.

Lieferungen, die eine Auslegung hinsichtlich der Stopfen aufweisen, die von den Angaben in der Tabelle abweichen, müssen vorab vereinbart werden.

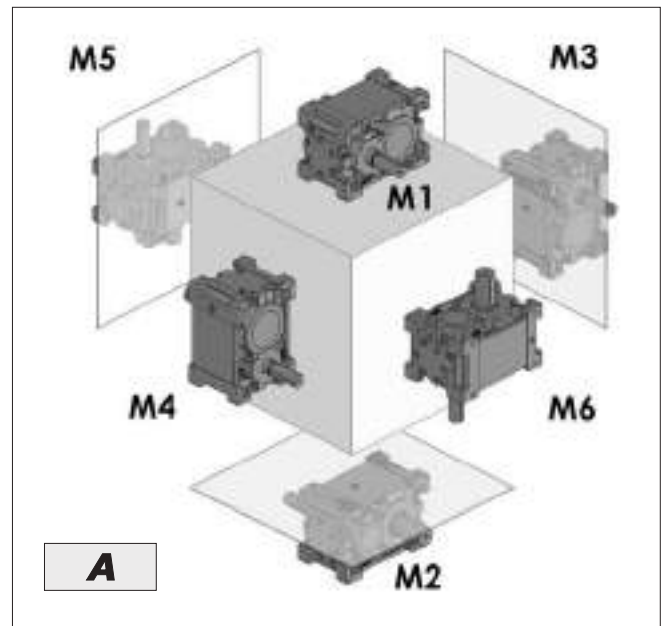
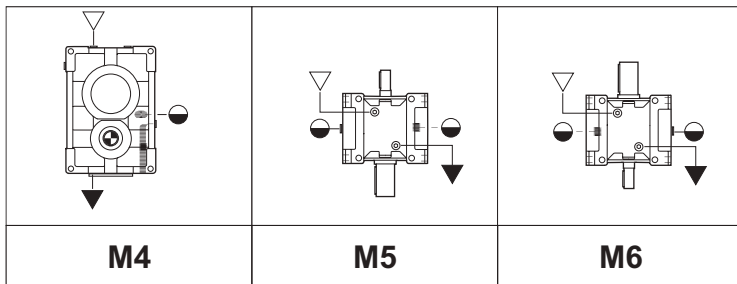
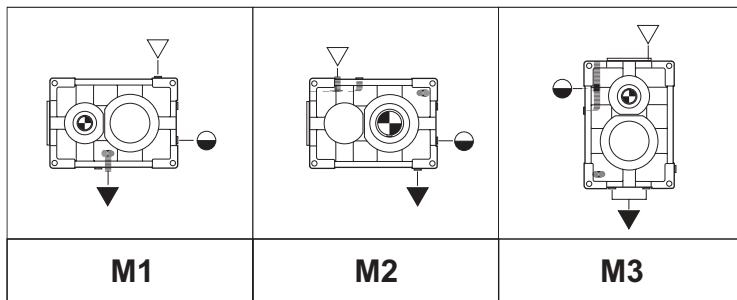
In den Getrieben in dem man die Montage Position angeben soll, findet man die angefragte Position auf dem Typenschild des Getriebes.

**1.8 Lubrificazione**  
**Posizioni di montaggio**

**1.8 Lubrication**  
**Mounting positions**

**1.8 Schmierung**  
**Einbaulagen**

**RX 800 - Series**



N.B. schema rappresentativo anche per 2, 3 e 4 stadi  
 NOTE Diagram applies to 2, 3 and 4 reduction units as well  
 HINWEIS: Schema auch für 2, 3 und 4 Stufen gültig

- ▽ Carico / Filler plug / Einfüllschraube
- ▼ Scarico / Drain plug / Ablassschraube
- Livello / Level plug / Schauglas

L'esecuzione grafica rappresentata è la A.  
 Per le altre esecuzioni grafiche vedere sezione POSIZIONI MONTAGGIO.  
 The noted version is A.  
 To see further alternatives please refer to section MOUNTING POSITIONS.  
 Die dargestellte Version ist A.  
 Für die anderen Versionen siehe MONTAGEPOSITIONEN.

1.8 Lubrificazione

1.8 Lubrication

1.8 Schmierung

RX 800 Series		Quantità di lubrificante / Lubricant Quantity / Schmiermittelmenge (l)															
		802	804	806	808	810	812	814	816	818	820	822	824	826	828	830	832
RXP1	M1 - M2	2.5	3.5	4.9	6.9	9.6	13.0	19.0	26.0	37.0	52.0	72.0	100.0	—	—	—	—
	M3	3.8	5.3	7.5	11.0	15.0	21.0	30.0	42.0	61.0	85.0	115.0	156.0	—	—	—	—
	M4	3.5	4.9	7.0	9.8	14.0	22.0	28.0	40.0	56.0	78.0	111.0	152.0	—	—	—	—
	M5 - M6	3.6	5.0	7.1	10.0	14.0	20.0	29.0	40.0	57.0	79.0	110.0	151.0	—	—	—	—
RXP2	M1 - M2	3.3	4.7	6.5	9.0	13.0	18.0	25.0	35.0	49.0	69.0	113.0	158.0	221.0	265.0	370.0	—
	M3	6.1	8.6	12.0	17.0	24.0	34.0	48.0	68.0	95.0	133.0	201.0	285.0	400.0	a richiesta	—	—
	M4	5.1	7.2	10.0	15.0	20.0	29.0	40.0	56.0	80.0	114.0	156.0	218.0	306.0		—	—
	M5 - M6	4.6	6.5	9.4	13.0	18.0	25.0	35.0	50.0	70.0	99.0	139.0	196.0	275.0		—	—
M1 - M2	3.9	5.5	7.6	11.0	15.0	21.0	29.0	41.0	58.0	81.0	113.0	158.0	221.0	310.0		433.0	605.0
RXP3	M3	8.1	11.0	15.0	22.0	32.0	44.0	62.0	87.0	125.0	175.0	246.0	345.0	485.0	a richiesta	—	—
	M4	6.6	9.2	13.0	18.0	26.0	36.0	50.0	71.0	102.0	144.0	201.0	285.0	400.0		—	—
	M5 - M6	5.1	7.3	10.0	14.0	20.0	28.0	40.0	56.0	79.0	111.0	156.0	218.0	306.0		—	—
	M1	4.9	6.4	9.5	12.8	18.8	24.4	36.3	47.6	58.0	81.0	113.0	158.0	221.0		310.0	433.0
M2	a richiesta																
RXP4	M3	10.1	12.8	18.8	25.5	40.0	51.0	77.5	100.9	125.0	175.0	246.0	345.0	485.0	a richiesta	—	—
	M4	8.3	10.7	16.3	20.9	32.5	41.8	62.5	82.4	102.0	144.0	201.0	285.0	400.0		—	—
	M5-M6	7.1	9.5	14.0	18.2	28.0	36.4	56.0	72.8	79.0	111.0	156.0	218.0	306.0		—	—

Le quantità di olio sono approssimative; per una corretta lubrificazione occorre fare riferimento al livello segnato sul riduttore.

*Oil quantities listed in the table are approximate; to ensure correct lubrication, please refer to the level mark on the gear unit.*

Bei den Ölmengeangaben handelt es sich um approximative Werte; für den Erhalt einer korrekten Schmierung muss Bezug auf den am Getriebe gekennzeichneten Füllstand genommen werden.

ATTENZIONE

Eventuali forniture con predisposizioni tappi diverse da quella indicata in tabella, dovranno essere concordate.

WARNING

*Any plug arrangements other than that indicated in the table must be agreed upon.*

ACHTUNG

Eventuelle Lieferungen mit einer von den Tabellenangaben abweichenden Anordnung der Stopfen müssen zuvor abgestimmt werden.

Lubrificazione cuscinetti superiori

Upper bearing lubrication

Schmierung der obenliegenden Lager

La lubrificazione forzata dei cuscinetti superiori viene associata alla lubrificazione forzata degli ingranaggi nel caso quest'ultima sia necessaria.

*Forced lubrication for upper bearings is normally associated with forced lubrication for the gears, where necessary.*

Die Zwangsschmierung der obenliegenden Lager wird mit der Zwangsschmierung der Zahnräder, für die erforderlich sind, assoziiert.

Pos. Mont. M5 - M6

Mntg. Pos. M5 - M6

Einbaulage M5 - M6

	n <sub>1</sub> [min <sup>-1</sup> ]	Grandezza / Size / Baugröße												
		802-810	812	814	816	818	820	822	824	826	828	830	832	
RXP3	1751 - n <sub>1max</sub>	G		LFM2			LFM2			LFM3			LFM4	
	1000 - 1750	G				LFM2			LFM3			LFM4		
	0 - 999	G					LFM2		LFM3			LFM4		
RXP2	1751 - n <sub>1max</sub>	G		LFM2			LFM2			LFM3				
	1000 - 1750	G				LFM2			LFM3					
	0 - 999	G					LFM2		LFM3					
RXP1	1751 - n <sub>1max</sub>	G		LFM2			LFM2			LFM3				
	1000 - 1750	G				LFM2			LFM3					
	0 - 999	G					LFM2		LFM3					

I valori di n<sub>1</sub> max sono riportati nel paragrafo Verifiche, punto 4).

*n<sub>1</sub> max values are listed at paragraph Verification, point 4).*

Die Werte von n<sub>1</sub> max werden im Paragraph "Kontrollen", Punkt 4, angegeben.

	l/min	Motor	P (kW)	A
LFM1	0.5	71A4	0.25	172
LFM2	5			
LFM2	10	80A4	0.55	197
LFM3		80B4	0.75	
LFM4	20	90S4	1.1	214
LFM5	30			

LFM...: Motopompa (vedi sezione U accessori e opzioni).

*LFM...: Motor pump (see Section U Accessories and Options).*

LFM...: Motorpumpe (siehe Abschnitt U „Zubehör und Optionen“).










1.9 Prestazioni riduttori RXP

1.9 RXP gear unit ratings

1.9 Leistungen der RXP-Getriebe

RX 700  12 <b>704</b>							 18 <b>708</b>					
$n_{1-1}$ min	ir	$n_2$ min <sup>-1</sup>	$P_N$ kW	$T_N$ Nm	$Fr_1$ N	$Fr_2$ N	ir	$n_2$ min <sup>-1</sup>	$P_N$ kW	$T_N$ Nm	$Fr_1$ N	$Fr_2$ N
2850	3.3	859.5	16.8	183.2	150	2300	5.1	559.8	21.9	366.3	500	4000
1450		437.3	9.3	200.0	500	2800		284.8	12.2	400.0	800	4500
1000		301.6	6.5	203.0	650	2900		196.4	8.5	406.0	1000	4500
500		150.8	3.4	210.0	650	2900		98.2	4.3	406.0	1000	4500
2850	5.3	537.0	10.5	183.2	200	2600	5.8	491.4	18.3	348.0	600	4250
1450		273.2	5.8	200.0	550	2900		250.0	10.2	380.0	900	4500
1000		188.4	4.1	203.0	650	2900		172.4	7.1	385.7	1000	4500
500		154.9	2.1	210.0	650	2900		86.2	3.6	385.7	1000	4500
2850	6.5	441.5	8.6	183.2	250	2700	7.4	382.8	13.5	329.7	700	4500
1450		224.6	4.8	200.0	600	2900		194.8	7.5	360.0	1000	4500
1000		154.9	3.4	203.0	650	2900		134.3	5.2	365.4	1000	4500
500		77.5	1.7	210.0	650	2900		67.2	2.6	365.4	1000	4500
<b>Potenze termiche / Thermal power / Termische Grenzleistung <math>P_{tN}</math> [kW]</b> (senza raffreddamento / Without cooling / ohne Kühlung)												
16							24					




RX 700  31 <b>712</b>							 52 <b>716</b>					
$n_{1-1}$ min	ir	$n_2$ min <sup>-1</sup>	$P_N$ kW	$T_N$ Nm	$Fr_1$ N	$Fr_2$ N	ir	$n_2$ min <sup>-1</sup>	$P_N$ kW	$T_N$ Nm	$Fr_1$ N	$Fr_2$ N
2850	5.1	559.8	43.8	732.6	1300	6450	5.1	559.8	82.2	1373.7	2000	6450
1450		284.8	24.3	800.0	1600	7150		284.8	45.6	1500.0	2500	10150
1000		196.4	17.0	812.0	1600	7150		196.4	32.0	1522.5	2500	10150
500		98.2	8.5	812.0	1600	7150		98.2	17.0	1624.0	2500	10150
2850	5.9	483.1	37.8	732.6	1400	6800	5.9	483.1	68.5	1327.9	1900	6800
1450		245.8	21.0	800.0	1600	7150		245.8	38.1	1450.0	2500	10700
1000		169.5	14.7	812.0	1600	7150		169.5	26.7	1471.8	2500	10700
500		84.7	7.4	812.0	1600	7150		84.7	13.8	1522.5	2500	10700
2850	7.4	382.8	30.0	732.6	1500	7150	7.7	371.7	50.9	1282.1	1800	7150
1450		194.8	16.6	800.0	160	7150		189.1	28.3	1400.0	2500	11250
1000		134.3	11.7	812.0	1600	7150		130.4	19.8	1421.0	2500	11250
500		67.2	5.8	812.0	1600	7150		65.2	10.6	1522.5	2500	11250
<b>Potenze termiche / Thermal power / Termische Grenzleistung <math>P_{tN}</math> [kW]</b> (senza raffreddamento / Without cooling / ohne Kühlung)												
36							55					

RX 700  107 <b>720</b>												
$n_{1-1}$ min	ir	$n_2$ min <sup>-1</sup>	$P_N$ kW	$T_N$ Nm	$Fr_1$ N	$Fr_2$ N						
2850	4.8	588.1	184.1	2930.5	2000	17500						
1450		299.2	102.3	3200.0	4000	20000						
1000		206.3	71.6	3248.0	4000	20000						
500		103.2	35.8	3250.0	4000	20000						
2850	5.9	482.3	141.6	2747.4	2000	20000						
1450		245.4	78.7	3000.0	4000	22500						
1000		169.2	55.1	3045.0	4000	22500						
500		84.6	27.6	3050.0	4000	22500						
2850	7.4	382.8	112.4	2747.4	2000	22500						
1450		194.8	62.4	3000.0	4000	25000						
1000		134.3	43.7	3045.0	4000	25000						
500		67.2	21.9	3050.0	4000	25000						
<b>Potenze termiche / Thermal power / Termische Grenzleistung <math>P_{tN}</math> [kW]</b> (senza raffreddamento / Without cooling / ohne Kühlung)												
82.0												

## 1.9 Prestazioni riduttori RXP

## 1.9 RXP gear unit ratings




## 1.9 Leistungen der RXP-Getriebe

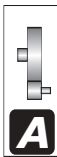
RX 800  71 <b>802</b>						 103 <b>804</b>					 143 <b>806</b>				
$n_{1-1}$ min	ir	$n_2$ min <sup>-1</sup>	$P_N$ kW	$T_N$ kNm	$\frac{Fr_2}{Fr_1}$ kN	ir	$n_2$ min <sup>-1</sup>	$P_N$ kW	$T_N$ kNm	$\frac{Fr_2}{Fr_1}$ kN	ir	$n_2$ min <sup>-1</sup>	$P_N$ kW	$T_N$ kNm	$\frac{Fr_2}{Fr_1}$ kN
1450	1.14	1277	191	1.4	10.1	1.11	1305	279	2.0	13.3	1.11	1305	363	2.6	16.5
1000		881	141	1.5			900	212	2.2			900	279	2.9	
500		440	71	1.5			450	106	2.2			450	149	3.1	
1450	1.26	1153	185	1.5	9.6	1.24	1174	263	2.1	12.9	1.24	1174	351	2.8	16.1
1000		795	136	1.6			810	199	2.3			810	268	3.1	
500		398	68	1.6			405	99	2.3			405	143	3.3	
1450	1.39	1040	178	1.6	9.4	1.38	1055	248	2.2	12.6	1.38	1055	327	2.9	15.7
1000		717	123	1.6			727	187	2.4			727	249	3.2	
500		359	61	1.6			364	93	2.4			364	136	3.5	
1450	1.55	936	160	1.6	9.3	1.53	946	232	2.3	12.5	1.53	946	303	3.0	15.6
1000		646	117	1.7			652	174	2.5			652	237	3.4	
500		323	59	1.7			326	87	2.5			326	125	3.6	
1450	1.82	796	145	1.7	8.7	1.81	799	205	2.4	11.7	1.71	846	289	3.2	14.7
1000		549	106	1.8			551	153	2.6			583	218	3.5	
500		275	53	1.8			276	77	2.6			292	118	3.8	
1450	2.16	671	129	1.8	8.5	2.04	711	190	2.5	11.5	2.04	711	258	3.4	14.4
1000		463	94	1.9			490	141	2.7			490	199	3.8	
500		231	47	1.9			245	71	2.7			245	105	4.0	
1450	2.29	633	128	1.9	8	2.30	629	175	2.6	10.9	2.30	629	235	3.5	13.7
1000		436	93	2.0			434	134	2.9			434	181	3.9	
500		218	47	2.0			217	67	2.9			217	97	4.2	
1450	2.59	560	114	1.9	7	2.45	591	170	2.7	9.6	2.45	591	227	3.6	12.1
1000		386	82	2.0			407	126	2.9			407	174	4.0	
500		193	41	2.0			204	63	2.9			204	91	4.2	
1450	2.95	492	105	2.0	7	2.80	518	155	2.8	9.6	2.80	518	205	3.7	12.1
1000		339	76	2.1			357	114	3.0			357	156	4.1	
500		169	38	2.1			179	57	3.0			179	84	4.4	
1450	3.16	459	98	2.0	7	3.00	483	145	2.8	9.6	3.00	483	196	3.8	12.1
1000		317	71	2.1			333	110	3.1			333	150	4.2	
500		158	36	2.1			167	55	3.1			167	80	4.5	
1450	3.65	398	89	2.1	7	3.47	418	129	2.9	9.6	3.47	418	174	3.9	12.1
1000		274	64	2.2			288	99	3.2			288	135	4.4	
500		137	32	2.2			144	49	3.2			144	71	4.6	
1450	3.94	368	83	2.1	5.7	4.07	357	114	3.0	8.2	4.07	357	152	4.0	10.7
1000		254	60	2.2			246	81	3.1			246	118	4.5	
500		127	30	2.2			123	42	3.2			123	60	4.6	
1450	4.64	312	67	2.0	7	4.43	327	98	2.8	9.6	4.43	327	143	4.1	12.1
1000		215	46	2.0			226	70	2.9			226	101	4.2	
500		108	24	2.1			113	36	3.0			113	52	4.3	
1450	5.08	286	55	1.8	8	4.85	299	83	2.6	10.8	4.85	299	121	3.8	13.5
1000		197	38	1.8			206	57	2.6			206	86	3.9	
500		98	20	1.9			103	30	2.7			103	44	4.0	
1450	5.58	260	47	1.7	8.9	5.33	272	70	2.4	12	5.33	272	102	3.5	15
1000		179	33	1.7			188	50	2.5			188	72	3.6	
500		90	17	1.8			94	25	2.5			94	37	3.7	
1450	6.18	235	38	1.5	9.7	5.91	245	58	2.2	12.9	5.91	245	84	3.2	16.1
1000		162	26	1.5			169	42	2.3			169	60	3.3	
500		81	14	1.6			85	21	2.3			85	31	3.4	
<b>Potenze termiche / Thermal power / Thermische Grenzleistung PtN [kW]</b> (senza raffreddamento / Without cooling / ohne Kühlung)															
49						62					82				

1.9 Prestazioni riduttori RXP

1.9 RXP gear unit ratings

1.9 Leistungen der RXP-Getriebe




RX 800  200 <b>808</b>						 281 <b>810</b>					 376 <b>812</b>				
$n_1$ min	ir	$n_2$ min <sup>-1</sup>	$P_N$ kW	$T_N$ kNm	kN	ir	$n_2$ min <sup>-1</sup>	$P_N$ kW	$T_N$ kNm	kN	ir	$n_2$ min <sup>-1</sup>	$P_N$ kW	$T_N$ kNm	$\frac{Fr_2}{Fr_1}$ kN
1450	1.17	1238	489	3.7	22.4	1.17	1238	595	4.5	28.4	1.20	1208	1007	7.8	35.0
1000		854	374	4.1			854	456	5.0			833	775	8.7	
500		427	210	4.6			427	283	6.2			417	401	9.0	
1450	1.30	1113	464	3.9	21.4	1.30	1113	559	4.7	27.7	1.33	1088	953	8.2	34.4
1000		767	353	4.3			767	435	5.3			750	729	9.1	
500		384	197	4.8			384	267	6.5			375	377	9.4	
1450	1.45	999	427	4.0	20.7	1.45	999	523	4.9	26.8	1.48	977	898	8.6	34
1000		689	331	4.5			689	405	5.5			674	691	9.6	
500		344	184	5.0			344	250	6.8			337	356	9.9	
1450	1.62	895	402	4.2	19.9	1.62	895	488	5.1	26.5	1.66	876	833	8.9	33.3
1000		617	310	4.7			617	382	5.8			604	646	10.0	
500		309	175	5.3			309	234	7.1			302	332	10.3	
1450	1.81	799	376	4.4	19.4	1.81	799	461	5.4	26.1	1.85	783	778	9.3	32.6
1000		551	288	4.9			551	353	6.0			540	600	10.4	
500		276	162	5.5			276	218	7.4			270	309	10.7	
1450	2.04	711	349	4.6	18.8	2.04	711	425	5.6	25.4	2.08	697	723	9.7	32.1
1000		490	267	5.1			490	330	6.3			481	555	10.8	
500		245	149	5.7			245	202	7.7			240	288	11.2	
1450	2.30	629	323	4.8	18.2	2.30	629	390	5.8	24.8	2.35	618	666	10.1	31.4
1000		434	246	5.3			434	301	6.5			426	514	11.3	
500		217	137	5.9			217	185	8.0			213	264	11.6	
1450	2.62	554	296	5.0	16.8	2.62	554	355	6.0	24.1	2.67	544	604	10.4	29.8
1000		382	224	5.5			382	277	6.8			375	469	11.7	
500		191	126	6.2			191	169	8.3			188	240	12.0	
1450	3.00	483	263	5.1	16.8	3.00	483	325	6.3	24.1	2.85	509	576	10.6	29.8
1000		333	203	5.7			333	249	7.0			351	446	11.9	
500		167	114	6.4			167	153	8.6			175	229	12.2	
1450	3.22	450	250	5.2	16.8	3.22	450	308	6.4	24.1	3.28	442	520	11.0	29.8
1000		310	192	5.8			310	235	7.1			305	401	12.3	
500		155	108	6.5			155	146	8.8			153	207	12.7	
1450	3.75	387	223	5.4	16.8	3.47	418	290	6.5	24.1	3.53	411	492	11.2	29.8
1000		267	171	6.0			288	225	7.3			283	378	12.5	
500		133	95	6.7			144	137	8.9			142	195	12.9	
1450	4.07	357	210	5.5	15.1	4.07	357	255	6.7	19.6	4.13	351	435	11.6	28.7
1000		246	160	6.1			246	197	7.5			242	326	12.6	
500		123	87	6.6			123	120	9.1			121	168	13.0	
1450	4.43	327	196	5.6	17	4.43	327	238	6.8	21.8	4.50	322	396	11.5	24.9
1000		226	142	5.9			226	183	7.6			222	278	11.7	
500		113	75	6.2			113	101	8.4			111	144	12.1	
1450	4.85	299	173	5.4	19.1	4.85	299	221	6.9	24	4.92	295	334	10.6	28.7
1000		206	121	5.5			206	165	7.5			203	234	10.8	
500		103	63	5.7			103	86	7.8			102	122	11.2	
1450	5.33	272	145	5.0	20.8	5.33	272	195	6.7	25.9	5.42	268	277	9.7	31.2
1000		188	102	5.1			188	140	7.0			185	195	9.9	
500		94	53	5.3			94	73	7.3			92	102	10.3	
1450	5.91	245	121	4.6	22	5.91	245	165	6.3	27.4	6.00	242	227	8.8	33.2
1000		169	85	4.7			169	116	6.4			167	160	9.0	
500		85	44	4.9			85	61	6.7			83	83	9.3	
<b>Potenze termiche / Thermal power / Thermische Grenzleistung PtN [kW]</b> (senza raffreddamento / Without cooling / ohne Kühlung)															
104						127					160				



## 1.9 Prestazioni riduttori RXP

## 1.9 RXP gear unit ratings

## 1.9 Leistungen der RXP-Getriebe

RX 800  550						814					 771					816					 1079					818				
$n_1$ min	ir	$n_2$ min <sup>-1</sup>	$P_N$ kW	$T_N$ kNm	$\frac{Fr_2}{Fr_1}$ kN	ir	$n_2$ min <sup>-1</sup>	$P_N$ kW	$T_N$ kNm	$\frac{Fr_2}{Fr_1}$ kN	ir	$n_2$ min <sup>-1</sup>	$P_N$ kW	$T_N$ kNm	$\frac{Fr_2}{Fr_1}$ kN	ir	$n_2$ min <sup>-1</sup>	$P_N$ kW	$T_N$ kNm	$\frac{Fr_2}{Fr_1}$ kN										
1450	1.14	1277	1174	8.6	41.2	1.11	1305	2217	15.9	54.9	1.11	1305	3514	25.2	68.6	1.11	1305	2424	25.2	68.6										
1000		881	904	9.6			900	1654	17.2			900	2424	25.2																
500		440	555	11.8			450	827	17.2			450	1212	25.2																
1450	1.26	1153	1109	9.0	39.9	1.24	1174	2095	16.7	54.2	1.24	1174	3311	26.4	66.6	1.24	1174	2284	26.4	66.6										
1000		795	858	10.1			810	1566	18.1			810	2284	26.4																
500		398	527	12.4			405	783	18.1			405	1142	26.4																
1450	1.39	1040	1045	9.4	39.5	1.38	1055	1972	17.5	53.4	1.38	1055	3121	27.7	64.3	1.38	1055	2153	27.7	64.3										
1000		717	805	10.5			727	1469	18.9			727	2153	27.7																
500		359	498	13.0			364	734	18.9			364	1076	27.7																
1450	1.63	888	949	10.0	38.4	1.53	946	1849	18.3	52.3	1.53	946	2920	28.9	61.7	1.53	946	2014	28.9	61.7										
1000		612	733	11.2			652	1380	19.8			652	2014	28.9																
500		306	451	13.8			326	690	19.8			326	1007	28.9																
1450	1.82	796	893	10.5	37.6	1.81	799	1665	19.5	51.5	1.81	846	2730	30.2	60.3	1.81	846	1882	30.2	60.3										
1000		549	686	11.7			551	1242	21.1			551	1882	30.2																
500		275	422	14.4			276	621	21.1			292	941	30.2																
1450	2.04	711	828	10.9	36.8	2.04	711	1542	20.3	50.6	2.04	711	2438	32.1	57.2	2.04	711	1681	32.1	57.2										
1000		491	639	12.2			490	1147	21.9			490	1681	32.1																
500		245	393	15.0			245	574	21.9			245	841	32.1																
1450	2.29	633	764	11.3	35.8	2.30	629	1419	21.1	49.6	2.30	629	2246	33.4	54.3	2.30	629	1549	33.4	54.3										
1000		436	587	12.6			434	1057	22.8			434	1549	33.4																
500		218	364	15.6			217	529	22.8			217	774	33.4																
1450	2.59	560	700	11.7	32.4	2.45	591	1357	21.5	44.6	2.62	554	2047	34.6	52.8	2.62	554	1412	34.6	52.8										
1000		386	540	13.1			407	1010	23.2			382	1412	34.6																
500		193	332	16.1			204	505	23.2			191	706	34.6																
1450	2.95	492	635	12.1	32.4	2.80	518	1239	22.4	44.6	2.80	518	1948	35.2	52.8	2.80	518	1343	35.2	52.8										
1000		339	493	13.6			357	920	24.1			357	1343	35.2																
500		169	302	16.7			179	460	24.1			179	672	35.2																
1450	3.16	459	603	12.3	32.4	3.22	450	1111	23.1	44.6	3.00	483	1854	35.9	52.8	3.00	483	1279	35.9	52.8										
1000		317	467	13.8			310	829	25.0			333	1279	35.9																
500		158	288	17.0			155	415	25.0			167	639	35.9																
1450	3.65	398	544	12.8	32.4	3.75	387	987	23.9	44.6	3.47	418	1656	37.1	52.8	3.47	418	1142	37.1	52.8										
1000		274	419	14.3			267	721	25.3			288	1142	37.1																
500		137	258	17.6			133	368	25.8			144	571	37.1																
1450	3.94	368	512	13.0	31.4	4.07	357	918	24.1	42	4.07	357	1341	35.2	42.7	4.07	357	943	35.9	42.7										
1000		254	393	14.5			246	644	24.5			246	943	35.9																
500		127	242	17.8			123	334	25.4			123	487	37.1																
1450	4.64	312	447	13.4	27.9	4.43	327	784	22.4	37.8	4.43	327	1148	32.8	47.9	4.43	327	806	33.4	47.9										
1000		215	345	15.0			226	550	22.8			226	806	33.4																
500		108	191	16.6			113	285	23.6			113	417	34.6																
1450	5.08	286	415	13.6	31.9	4.85	299	662	20.7	43.8	4.85	299	969	30.3	53.9	4.85	299	681	30.9	53.9										
1000		197	311	14.8			206	465	21.1			206	681	30.9																
500		98	161	15.3			103	240	21.8			103	353	32.0																
1450	5.58	260	369	13.3	35.8	5.33	272	500	17.2	48.2	5.33	272	820	28.2	59.9	5.33	272	579	28.8	59.9										
1000		179	260	13.6			188	387	19.3			188	579	28.8																
500		90	134	14.0			94	203	20.3			94	300	29.8																
1450	6.18	235	303	12.1	38.6	5.91	245	459	17.5	51.5	5.91	245	679	25.9	64.3	5.91	245	477	26.4	64.3										
1000		162	213	12.3			169	325	18.0			169	477	26.4																
500		81	110	12.7			85	169	18.7			85	247	27.3																




  

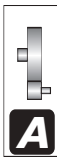
<b>Potenze termiche / Thermal power / Thermische Grenzleistung PtN [kW]</b> (senza raffreddamento / Without cooling / ohne Kühlung)		
	195	240
	304	

1.9 Prestazioni riduttori RXP

1.9 RXP gear unit ratings

1.9 Leistungen der RXP-Getriebe

RX 800  1511 <b>820</b>						 2115 <b>822</b>					 2960 <b>824</b>				
$n_{1-1}$ min	ir	$n_2$ min <sup>-1</sup>	$P_N$ kW	$T_N$ kNm	$\frac{Fr_2}{Fr_1}$ kN	ir	$n_2$ min <sup>-1</sup>	$P_N$ kW	$T_N$ kNm	$\frac{Fr_2}{Fr_1}$ kN	ir	$n_2$ min <sup>-1</sup>	$P_N$ kW	$T_N$ kNm	$\frac{Fr_2}{Fr_1}$ kN
1450	1.17	1238	4828	36.5	93	1.17	1238	6653	50.3	119	1.20	1208	9297	72.0	833
1000		854	3330	36.5			854	4588	50.3			833	6411	72.0	
500		427	1665	36.5			427	2294	50.3			417	3206	72.0	
1450	1.30	1113	4542	38.2	89.8	1.30	1113	6278	52.8	117.4	1.33	1088	8762	75.4	750
1000		767	3133	38.2			767	4330	52.8			750	6043	75.4	
500		384	1566	38.2			384	2165	52.8			375	3021	75.4	
1450	1.45	999	4270	40.0	87.4	1.45	999	5898	55.2	115.4	1.48	977	8228	78.8	674
1000		689	2944	40.0			689	4068	55.2			674	5675	78.8	
500		344	1472	40.0			344	2031	55.2			337	2837	78.8	
1450	1.62	895	3996	41.8	86	1.62	895	5516	57.7	113.8	1.66	876	7704	82.3	604
1000		617	2756	41.8			617	3804	57.7			604	5313	82.3	
500		309	1378	41.8			309	1902	57.7			302	2657	82.3	
1450	1.81	799	3722	43.6	84.2	1.81	799	5140	60.2	112.3	1.85	783	7170	85.7	540
1000		551	2567	43.6			551	3545	60.2			540	4945	85.7	
500		276	1284	43.6			276	1772	60.2			270	2473	85.7	
1450	2.04	711	3441	45.3	82.4	2.04	711	4755	62.6	110.6	2.08	697	6637	89.1	481
1000		490	2373	45.3			490	3279	62.6			481	4577	89.1	
500		245	1186	45.3			245	1640	62.6			240	2289	89.1	
1450	2.30	629	3167	47.1	80.8	2.30	629	4377	65.1	108.9	2.35	618	6104	92.5	426
1000		434	2184	47.1			434	3019	65.1			426	4210	92.5	
500		217	1092	47.1			217	1509	65.1			213	2105	92.5	
1450	2.62	554	2893	48.9	72.1	2.62	554	3993	67.5	101	2.67	544	5578	96.0	375
1000		382	1995	48.9			382	2754	67.5			375	3847	96.0	
500		191	998	48.9			191	1377	67.5			188	1923	96.0	
1450	3.00	483	2619	50.7	72.1	3.00	483	3615	70.0	101	2.85	509	5578	96.0	351
1000		333	1806	50.7			333	2493	70.0			351	3847	96.0	
500		167	903	50.7			167	1247	70.0			175	1923	96.0	
1450	3.22	450	2481	51.6	72.1	3.22	450	3424	71.2	101	3.28	442	4779	101	305
1000		310	1711	51.6			310	2361	71.2			305	3296	101	
500		155	856	51.6			155	1181	71.2			153	1648	101	
1450	3.75	387	2120	51.3	72.1	3.47	418	3232	72.4	101	3.53	411	4513	103	283
1000		267	1490	52.3			288	2229	72.4			283	3112	103	
500		133	759	53.3			144	1115	72.4			142	1556	103	
1450	4.07	357	1894	49.7	65.4	4.07	357	2621	68.8	95.3	4.13	351	3704	98.8	242
1000		246	1332	50.7			246	1839	70.0			242	2585	100	
500		123	688	52.4			123	953	72.5			121	1344	104	
1450	4.43	327	1620	46.3	68.2	4.43	327	2239	64.0	88.8	4.50	322	3140	91.2	222
1000		226	1139	47.2			226	1573	65.2			222	2223	93.6	
500		113	589	48.8			113	814	67.5			111	1152	97.0	
1450	4.85	299	1368	42.8	76.6	4.85	299	1892	59.2	97.6	4.92	295	2672	84.9	203
1000		206	961	43.6			206	1328	60.3			203	1878	86.5	
500		103	497	45.1			103	687	62.4			102	972	89.6	
1450	5.33	272	1159	39.9	83.3	5.33	272	1601	55.1	104.9	5.42	268	2263	79.1	185
1000		188	813	40.6			188	1126	56.2			185	1590	80.6	
500		94	421	42.0			94	582	58.1			92	823	83.4	
1450	5.91	245	960	36.6	88.2	5.91	245	1322	50.5	111.2	6.00	242	1872	72.5	167
1000		169	673	37.2			169	930	51.5			167	1314	73.8	
500		85	349	38.6			85	484	53.3			83	680	76.4	
<b>Potenze termiche / Thermal power / Thermische Grenzleistung PtN [kW]</b> (senza raffreddamento / Without cooling / ohne Kühlung)															
373						445					553				





A richiesta / On request / Auf Anfrage

## 1.9 Prestazioni riduttori RXP

## 1.9 RXP gear unit ratings

## 1.9 Leistungen der RXP-Getriebe

 ECE-18 PAM-21							 ECE-34 PAM-39											
708							712											
$n_{1,1}$ min	ir	$n_2$ min <sup>-1</sup>	$P_N$ kW	$T_N$ Nm	$Fr_1$ N	$Fr_2$ N	ir	$n_2$ min <sup>-1</sup>	$P_N$ kW	$T_N$ Nm	$Fr_1$ N	$Fr_2$ N						
2850	10.6	268.7	13.4	457.9	440	4750	10.7	265.9	25.0	860.8	900	7500						
1450		136.7	7.5	500.0	880	5600		135.3	13.9	940.0	1450	9000						
1000		94.3	5.2	507.5	880	6300		93.3	9.7	954.1	1450	10000						
500		47.1	2.6	507.5	880	7500		46.7	4.9	954.1	1450	11800						
2850	12.1	235.9	11.8	457.9	440	5300	12.4	229.4	22.0	879.2	900	8000						
1450		120.0	6.5	500.0	880	6000		116.7	12.2	960.0	1450	9500						
1000		82.8	4.6	507.5	880	6700		80.5	8.6	974.4	1450	10600						
500		41.4	2.3	507.5	880	7500		40.3	4.3	974.4	1450	11800						
2850	15.5	183.8	9.2	457.9	440	5300	15.7	181.8	17.8	897.5	900	8500						
1450		93.5	5.1	500.0	880	6300		92.5	9.9	980.0	1450	10000						
1000		64.5	3.6	507.5	880	7500		63.8	6.9	994.7	1450	11200						
500		32.2	1.8	507.5	880	7500		31.9	3.5	994.7	1450	11800						
2850	18.5	154.4	8.3	494.5	440	5600	21.1	134.8	13.5	915.8	900	9000						
1450		78.6	4.6	540.0	880	6700		68.6	7.5	1000.0	1450	10600						
1000		54.2	3.2	548.1	880	7500		47.3	5.2	1015.0	1450	11800						
500		27.1	1.6	548.1	880	7500		23.6	2.6	1015.0	1450	11800						
2850	21.0	135.6	7.6	512.8	440	5600	25.9	110.0	11.5	961.6	900	9500						
1450		69.0	4.2	560.0	880	6700		55.9	6.4	1050.0	1450	11200						
1000		47.6	2.9	568.4	880	7500		38.6	4.5	1065.8	1450	11800						
500		23.8	1.5	568.4	880	7500		19.3	2.2	1065.8	1450	11800						
2850	23.9	119.3	6.9	531.2	440	6000	30.9	92.2	10.1	1007.4	900	10000						
1450		60.7	3.8	580.0	880	7500		46.9	5.6	1100.0	1450	11800						
1000		41.9	2.7	588.7	880	7500		32.3	3.9	1116.5	1450	11800						
500		20.9	1.3	588.7	880	7500		16.2	2.0	1116.5	1450	11800						
2850	27.2	104.7	5.9	512.8	440	6300	37.9	75.2	8.3	1007.4	900	10600						
1450		53.3	3.3	560.0	880	7500		38.3	4.6	1100.0	1450	11800						
1000		36.7	2.3	568.4	880	7500		26.4	3.2	1116.5	1450	11800						
500		18.4	1.1	568.4	880	7500		13.2	1.6	1116.5	1450	11800						
2850	34.9	81.6	4.2	476.2	440	6700	43.2	66.0	7.6	1053.2	900	10600						
1450		41.5	2.4	520.0	880	7500		33.6	4.2	1150.0	1450	11800						
1000		28.6	1.6	527.8	880	7500		23.2	2.9	1167.3	1450	11800						
500		14.3	0.8	527.8	880	7500		11.6	1.5	1167.3	1450	11800						
2850	44.1	64.6	3.2	457.9	440	7500	58.1*	49.1	5.4	1007.4	900	10600						
1450		32.9	1.8	500.0	880	7500		25.0	3.0	1100.0	1450	11800						
1000		22.7	1.3	507.5	880	7500		17.2	2.1	1116.5	1450	11800						
500		11.3	0.6	507.5	880	7500		8.8	1.0	1116.5	1450	11800						
2850	50.9	56.0	2.8	457.9	440	7500	<b>Potenze termiche / Thermal power / Termische Grenzleistung <math>P_{TN}</math> [kW]</b> (senza raffreddamento / Without cooling / ohne Kühlung)											
1450		28.5	1.6	500.0	880	7500												
1000		19.7	1.1	507.5	880	7500												
500		9.8	0.5	507.5	880	7500												
2850	58.8	48.5	2.4	457.9	440	7500												
1450		24.7	1.3	500.0	880	7500												
1000		17.0	0.9	507.5	880	7500												
500		8.5	0.5	507.5	880	7500												
21													32					

\* Nei rapporti contrassegnati non è disponibile la versione uscita con albero cavo  $\varnothing 45$ .



\* Hollow output shaft  $\varnothing 45$  not available for ratios marked with this symbol.

\* Bei den gekennzeichneten Übersetzungsverhältnissen ist die Version „Abtrieb mit Hohlwelle  $\varnothing 45$ “ nicht verfügbar.

1.9 Prestazioni riduttori RXP

1.9 RXP gear unit ratings

1.9 Leistungen der RXP-Getriebe

 ECE-62 PAM-72							 ECE-118 PAM-131					
716							720					
$n_{1,1}$ min	ir	$n_2$ min <sup>-1</sup>	$P_N$ kW	$T_N$ Nm	$Fr_1$ N	$Fr_2$ N	ir	$n_2$ min-1	$P_N$ kW	$T_N$ Nm	$Fr_1$ N	$Fr_2$ N

2850	8,7	329,3	59,2	1648,4	1100	11500	10,5	270.5	108.1	3663.2	2500	16000
1450		167,6	32,9	1800,0	2200	13500		137.6	60.0	4000.0	4000	20000
1000		115,6	23,0	1827,0	2200	15500		94.9	42.0	4060.0	4000	24000
500		57,8	11,5	1827,0	2200	18000		47.5	21.0	4060.0	4000	30000
2850	10,4	273,7	50,6	1694,2	1100	12000	12,6	227.0	93.0	3754.7	2500	18000
1450		139,2	28,1	1850,0	2200	15000		115.5	51.6	4100.0	4000	22000
1000		96,0	19,7	1877,8	2200	16000		79.6	36.2	4161.5	4000	26000
500		48,0	9,8	1877,8	2200	19000		39.8	18.1	4161.5	4000	32000
2850	12,1	236,2	46,0	1785,8	1100	12500	15,3	186.2	78.1	3846.3	2500	20000
1450		120,2	25,6	1950,0	2200	15500		94.7	43.4	4200.0	4000	24000
1000		82,9	17,9	1979,3	2200	17000		65.3	30.4	4263.0	4000	28000
500		41,4	8,9	1979,3	2200	19000		32.7	15.2	4263.0	4000	34000
2850	15,7	181,7	35,4	1785,8	1100	13200	19,1	149.4	67.1	4121.1	2500	22000
1450		92,5	19,7	1950,0	2200	16000		76.0	37.3	4500.0	4000	26000
1000		63,8	13,8	1979,3	2200	18000		52.4	26.1	4567.5	4000	30000
500		31,9	6,9	1979,3	2200	19000		26.2	13.1	4567.5	4000	35000
2850	21,5	132,3	27,8	1923,2	1100	15000	23,3	122.5	55.1	4121.1	2500	24000
1450		67,3	15,4	2100,0	2200	18000		62.3	30.6	4500.0	4000	28000
1000		46,4	10,8	2131,5	2200	19000		43.0	21.4	4567.5	4000	32000
500		23,2	5,4	2131,5	2200	19000		21.5	10.7	4567.5	4000	35000
2850	25,9	110,0	23,6	1968,9	1100	15500	30,0	95.1	45.6	4395.8	2500	26000
1450		55,9	13,1	2150,0	2200	19000		48.4	25.3	4800.0	4000	30000
1000		38,6	9,2	2182,3	2200	19000		33.4	17.7	4872.0	4000	34000
500		19,3	4,6	2182,3	2200	19000		16.7	8.9	4872.0	4000	35000
2850	30,0	94,9	21,3	2060,5	1100	16000	36,5	78.0	37.4	4395.8	2500	28000
1450		48,3	11,8	2250,0	2200	19000		39.7	20.8	4800.0	4000	32000
1000		33,3	8,3	2283,8	2200	19000		27.4	14.5	4872.0	4000	35000
500		16,6	4,1	2283,8	2200	19000		13.7	7.3	4872.0	4000	35000
2850	34,8	81,9	18,0	2014,7	1100	17000	46,0	61.9	26.0	3846.3	2500	30000
1450		41,7	10,0	2200,0	2200	19000		31.5	14.4	4200.0	4000	34000
1000		28,7	7,0	2233,0	2200	19000		21.7	10.1	4263.0	4000	35000
500		14,4	3,5	2233,0	2200	19000		10.9	5.1	4263.0	4000	35000
2850	39,0	73,0	15,7	1968,9	1100	17000	57,9	49.2	20.7	3846.3	2500	32000
1450		37,2	8,7	2150,0	2200	19000		25.0	11.5	4200.0	4000	35000
1000		25,6	6,1	2182,3	2200	19000		17.3	8.0	4263.0	4000	35000
500		12,8	3,0	2182,3	2200	19000		8.6	4.0	4263.0	4000	35000
2850	45,2	63,0	13,2	1923,2	1100	18000						
1450		32,1	7,3	2100,0	2200	19000						
1000		22,1	5,1	2131,5	2200	19000						
500		11,1	2,6	2131,5	2200	19000						
2850	57,1	49,9	10,5	1923,2	1100	18000						
1450		25,4	5,8	2100,0	2200	19000						
1000		17,5	4,1	2131,5	2200	19000						
500		8,8	2,0	2131,5	2200	19000						

Potenze termiche / Thermal power / Termische Grenzleistung  $P_{TN}$  [kW]  
(senza raffreddamento / Without cooling / ohne Kühlung)




45

61

## 1.9 Prestazioni riduttori RXP

## 1.9 RXP gear unit ratings

## 1.9 Leistungen der RXP-Getriebe

RX 800  87						802					 120					804					 172					806				
$n_1$ min	ir	$n_2$ min <sup>-1</sup>	$P_N$ kW	$T_N$ kNm	$\frac{Fr_2}{Fr_1}$ kN	ir	$n_2$ min <sup>-1</sup>	$P_N$ kW	$T_N$ kNm	$\frac{Fr_2}{Fr_1}$ kN	ir	$n_2$ min <sup>-1</sup>	$P_N$ kW	$T_N$ kNm	$\frac{Fr_2}{Fr_1}$ kN	ir	$n_2$ min <sup>-1</sup>	$P_N$ kW	$T_N$ kNm	$\frac{Fr_2}{Fr_1}$ kN										
1450	4.60	315	100	2.9	15 3	4.63	313	144	4.2	20 5.7	4.46	325	206	5.8	26.2 6.6	4.46	224	142	5.8	26.2 6.6										
1000		217	73	3.1			216	99	4.2			224	142	5.8																
500		109	37	3.1			108	49	4.2			112	71	5.8																
1450	5.12	283	93	3.0	15 3	5.14	282	132	4.3	20 5.7	4.94	294	192	6.0	26.2 6.6	4.94	202	133	6.0	26.2 6.6										
1000		195	66	3.1			194	93	4.4			202	133	6.0																
500		98	34	3.2			97	47	4.4			101	66	6.0																
1450	5.70	254	83	3.0	15 3.2	5.72	253	119	4.3	20 6	5.48	265	182	6.3	26.2 6.8	5.48	183	125	6.3	26.2 6.8										
1000		175	59	3.1			175	84	4.4			183	125	6.3																
500		88	31	3.2			87	44	4.6			91	63	6.3																
1450	6.37	228	77	3.1	15 3.2	6.38	227	109	4.4	20 6	6.08	238	172	6.6	26.2 6.8	6.08	164	118	6.6	26.2 6.8										
1000		157	53	3.1			157	75	4.4			164	118	6.6																
500		79	27	3.2			78	39	4.6			82	59	6.6																
1450	7.13	203	69	3.1	15 3.3	7.14	203	97	4.4	20 6.2	7.16	203	146	6.6	26.2 7.2	7.16	140	102	6.7	26.2 7.2										
1000		140	47	3.1			140	69	4.5			140	102	6.7																
500		70	24	3.2			70	35	4.6			70	53	7.0																
1450	8.01	181	61	3.1	14 3.3	8.02	181	87	4.4	18.9 6.2	8.49	171	125	6.7	24.3 7.2	8.49	118	87	6.8	24.3 7.2										
1000		125	42	3.1			125	61	4.5			118	87	6.8																
500		62	22	3.3			62	31	4.6			59	45	7.0																
1450	9.05	160	54	3.1	14 3.5	9.06	160	77	4.4	18.9 6.5	9.00	161	118	6.7	24.3 7.6	9.00	111	82	6.8	24.3 7.6										
1000		110	39	3.2			110	54	4.5			111	82	6.8																
500		55	19.9	3.3			55	28	4.7			56	43	7.1																
1450	10.3	141	48	3.1	14 3.5	10.3	141	69	4.5	18.9 6.5	10.2	142	104	6.7	24.3 7.6	10.2	98	74	6.9	24.3 7.6										
1000		97	34	3.2			97	48	4.5			98	74	6.9																
500		49	17.5	3.3			49	25	4.7			49	38	7.1																
1450	11.8	123	43	3.2	13 3.6	11.0	132	65	4.5	17.7 6.8	11.6	125	93	6.8	22.4 7.8	11.6	86	65	6.9	22.4 7.8										
1000		85	30	3.2			91	46	4.6			86	65	6.9																
500		42	15.3	3.3			45	23	4.7			43	34	7.2																
1450	12.7	115	40	3.2	13 3.6	12.6	115	56	4.5	17.7 6.8	12.4	117	87	6.8	22.4 7.8	12.4	81	61	6.9	22.4 7.8										
1000		79	28	3.2			79	40	4.6			81	61	6.9																
500		39	14.2	3.3			40	21	4.8			40	32	7.2																
1450	13.6	106	37	3.2	13 3.8	13.6	107	52	4.5	17.7 7	14.3	101	76	6.9	22.4 8	14.3	70	53	7.0	22.4 8										
1000		73	26	3.2			73	37	4.6			70	53	7.0																
500		37	13.2	3.3			37	19.2	4.8			35	27	7.2																
1450	16.00	91	32	3.2	13 3.8	15.9	91	46	4.6	17.7 7	15.5	94	71	6.9	22.4 8	15.5	65	49	7.0	22.4 8										
1000		63	23	3.3			63	31	4.6			65	49	7.0																
500		31	11.6	3.4			31	16.4	4.8			32	26	7.3																
1450	17.4	83	29	3.2	12 4	17.3	84	42	4.6	16 7.3	18.2	79	60	6.9	21 8.3	18.2	55	42	7.1	21 8.3										
1000		57	21	3.3			58	30	4.7			55	42	7.1																
500		29	10.7	3.4			29	15.1	4.8			27	22	7.3																
1450	19.0	76	27	3.2	12 4	19.0	76	38	4.6	16 7.3	19.9	73	56	7.0	21 8.3	19.9	50	39	7.1	21 8.3										
1000		53	18.9	3.3			53	27	4.7			50	39	7.1																
500		26	9.7	3.4			26	14.1	4.9			25	20	7.3																
1450	21.0*	69	24	3.2	12 4	20.9*	69	35	4.6	16 7.3	21.9	66	50	7.0	21 8.3	21.9	46	35	7.1	21 8.3										
1000		48	17.2	3.3			48	25	4.7			46	35	7.1																
500		24	8.9	3.4			24	12.8	4.9			23	18.4	7.4																
1450	23.2*	62	22	3.3	4	23.1*	63	31	4.6	16 7.3	24.3*	60	46	7.0	21 8.3	24.3*	41	32	7.2	21 8.3										
1000		43	15.5	3.3			43	22	4.7			41	32	7.2																
500		22	8.0	3.4			22	11.5	4.9			21	16.6	7.4																

Potenze termiche / Thermal power / Thermische Grenzleistung  $P_{TN}$  [kW]  
(senza raffreddamento / Without cooling / ohne Kühlung)

30

39

51

\* Nei rapporti contrassegnati non è disponibile la versione uscita con albero cavo "C"- "UB"- "B"- "CD".

\* Hollow output shaft "C"- "UB"- "B"- "CD" not available for ratios marked with this symbol.




\* Bei den gekennzeichneten Übersetzungsverhältnissen ist die Version "Abtrieb mit Hohlwelle" "C"- "UB"- "B"- "CD" nicht verfügbar.



1.9 Prestazioni riduttori RXP

1.9 RXP gear unit ratings

1.9 Leistungen der RXP-Getriebe

RX 800  236 <b>808</b>						 341 <b>810</b>					 466 <b>812</b>				
$n_{1-1}$ min	ir	$n_2$ min <sup>-1</sup>	$P_N$ kW	$T_N$ kNm	$\frac{Fr_2}{Fr_1}$ kN	ir	$n_2$ min <sup>-1</sup>	$P_N$ kW	$T_N$ kNm	$\frac{Fr_2}{Fr_1}$ kN	ir	$n_2$ min <sup>-1</sup>	$P_N$ kW	$T_N$ kNm	$\frac{Fr_2}{Fr_1}$ kN
1450	4.44	326	285	8.0	47.5 9.1	4.52	321	385	11.0	60 11.4	4.53	320	471	13.5	66.2 14.9
1000		225	206	8.4			221	297	12.3			221	364	15.1	
500		113	103	8.4			111	152	12.6			110	210	17.4	
1450	4.94	293	285	8.9	47.5 9.1	5.03	288	374	11.9	60 11.4	5.04	288	474	15.1	66.2 14.9
1000		202	196	8.9			199	280	12.9			198	366	16.9	
500		101	98	8.9			99	143	13.2			99	198	18.3	
1450	5.50	264	267	9.3	47.5 9.5	5.60	259	356	12.6	60 11.7	5.61	258	468	16.6	66.2 15.2
1000		182	184	9.3			179	253	13.0			178	363	18.7	
500		91	92	9.3			89	132	13.5			89	186	19.1	
1450	6.13	236	242	9.4	47.5 9.5	6.24	232	324	12.8	60 11.7	6.27	231	439	17.4	66.2 15.2
1000		163	169	9.5			160	229	13.1			160	338	19.4	
500		82	86	9.7			80	118	13.5			80	174	20.0	
1450	7.26	200	207	9.5	47.5 9.8	6.98	208	292	12.9	60 12	7.02	207	412	18.3	66.2 15.6
1000		138	144	9.6			143	206	13.2			143	303	19.5	
500		69	75	10.0			72	106	13.6			71	157	20.2	
1450	8.16	178	184	9.5	43.8 9.8	8.31	175	248	13.0	55.9 12	7.89	184	381	19.0	62 15.6
1000		123	130	9.7			120	175	13.3			127	271	19.6	
500		61	67	10.0			60	90	13.7			63	140	20.3	
1450	9.22	157	165	9.6	43.8 10.3	9.38	155	221	13.1	55.9 12.8	8.91	163	344	19.4	62 16.3
1000		108	115	9.7			107	156	13.4			112	242	19.8	
500		54	60	10.1			53	80	13.8			56	125	20.5	
1450	9.82	148	155	9.6	43.8 10.3	9.99	145	209	13.2	55.9 12.8	10.1	143	305	19.5	62 16.3
1000		102	109	9.8			100	146	13.4			99	214	19.9	
500		51	56	10.1			50	76	13.9			49	111	20.6	
1450	11.2	129	137	9.7	40.1 10.5	11.4	127	183	13.2	52 13	11.6	125	269	19.7	57.9 18.5
1000		89	95	9.8			88	129	13.5			86	188	20.0	
500		45	50	10.2			44	67	14.0			43	97	20.7	
1450	12.0	121	128	9.7	40.1 10.5	12.2	119	172	13.3	52 13	12.5	116	250	19.7	57.9 18.5
1000		83	90	9.9			82	121	13.5			80	176	20.1	
500		42	46	10.2			41	63	14.0			40	91	20.8	
1450	13.9	104	112	9.8	40.1 10.8	14.1	103	150	13.4	52 13.3	14.5	100	217	19.9	57.9 18.8
1000		72	78	9.9			71	105	13.6			69	152	20.2	
500		36	40	10.3			35	54	14.1			34	79	21.0	
1450	16.3	89	95	9.8	40.1 10.8	16.6	88	129	13.5	52 13.3	15.7	92	201	20.0	57.9 16.8
1000		61	67	10.0			60	90	13.7			64	141	20.3	
500		31	35	10.4			30	47	14.2			32	73	21.0	
1450	17.7	82	88	9.9	38 11.2	18.0	80	118	13.5	48 13.5	17.1	85	185	20.0	53 16.8
1000		56	62	10.1			55	83	13.8			58	130	20.4	
500		28	32	10.4			28	43	14.3			29	67	21.1	
1450	19.4	75	81	9.9	38 11.2	19.7	73	109	13.6	48 13.5	18.7	77	170	20.1	53 17.2
1000		52	57	10.1			51	77	13.9			53	119	20.5	
500		26	30	10.5			25	40	14.3			27	62	21.2	
1450	21.3	68	74	10.0	38 11.2	21.7*	67	100	13.7	48 13.5	20.6*	70	155	20.2	53 17.2
1000		47	52	10.2			46	70	13.9			48	109	20.6	
500		23	27	10.5			23	36	14.4			24	56	21.3	
1450	23.6	61	67	10.0	38 11.2	24.1*	60	90	13.7	48 13.5	22.8*	63	141	20.3	53 17.2
1000		42	47	10.2			42	63	14.0			44	99	20.7	
500		21	24	10.6			21	33	14.5			22	51	21.4	

Potenze termiche / Thermal power / Thermische Grenzleistung  $P_{TN}$  [kW]  
(senza raffreddamento / Without cooling / ohne Kühlung)

66

82

104

\* Nei rapporti contrassegnati non è disponibile la versione uscita con albero cavo "C"- "UB"- "B"- "CD".





\* Hollow output shaft "C"- "UB"- "B"- "CD" not available for ratios marked with this symbol.

\* Bei den gekennzeichneten Übersetzungsverhältnissen ist die Version "Abtrieb mit Hohlwelle" "C"- "UB"- "B"- "CD" nicht verfügbar.

## 1.9 Prestazioni riduttori RXP

## 1.9 RXP gear unit ratings

## 1.9 Leistungen der RXP-Getriebe

RX 800  648 <b>814</b>						 906 <b>816</b>					 1270 <b>818</b>					 1778 <b>820</b>				
$n_{1-1}$ min	ir	$n_2$ min <sup>-1</sup>	$P_N$ kW	$T_N$ kNm	$Fr_2$ $Fr_1$ kN	ir	$n_2$ min <sup>-1</sup>	$P_N$ kW	$T_N$ kNm	$Fr_2$ $Fr_1$ kN	ir	$n_2$ min <sup>-1</sup>	$P_N$ kW	$T_N$ kNm	$Fr_2$ $Fr_1$ kN	ir	$n_2$ min <sup>-1</sup>	$P_N$ kW	$T_N$ kNm	$Fr_2$ $Fr_1$ kN
1450	4.60	315	653	19.0	78.7	4.63	313	888	26.0	93.7	4.46	325	1284	36.2	110	4.44	326	2402	67.5	187.5
1000		217	505	21.3	17.5		216	686	29.1	20.3		224	991	40.5	27.7		225	1657	67.5	36.5
500		109	288	24.3	78.7		108	402	34.1	20.3		112	564	46.1	27.7		113	828	67.5	36.5
1450	5.12	283	652	21.1	78.7	5.14	282	883	28.7	93.7	4.94	294	1265	39.5	110	4.94	293	2266	70.8	187.5
1000		195	503	23.6	17.5		194	681	32.1	20.3		202	974	44.1	27.7		202	1563	70.8	36.5
500		98	271	25.4	78.7		97	379	35.7	20.6		101	533	48.3	28.5		101	781	70.8	37.4
1450	5.70	254	624	22.5	78.7	5.72	253	862	31.2	93.7	5.48	265	1233	42.7	110	5.50	264	2134	74.2	187.5
1000		175	490	25.6	17.8		175	667	35.0	20.6		183	952	47.8	28.5		182	1472	74.2	37.4
500		88	254	26.6	78.7		87	355	37.3	20.6		91	503	50.5	28.5		91	736	74.2	37.4
1450	6.37	228	584	23.5	78.7	6.38	227	805	32.5	93.7	6.42	226	1158	47.0	110	6.13	236	1942	75.3	187.5
1000		157	454	26.5	17.8		157	634	37.1	20.6		156	845	49.7	28.5		163	1364	76.7	37.4
500		79	235	27.4	78.7		78	332	38.9	21		78	457	53.8	29.2		82	690	77.6	37.4
1450	7.13	203	543	24.5	78.7	7.14	203	751	33.9	93.7	7.16	203	1099	49.7	110	7.26	200	1656	76.0	187.5
1000		140	408	26.7	18.2		140	583	38.2	21		140	854	56.0	29.2		138	1163	77.4	38.2
500		70	211	27.6	73		70	302	39.5	18.2		70	427	56.0	29.2		69	602	80.1	38.2
1450	8.01	181	501	25.4	73	8.02	181	692	35.1	87.6	8.01	181	1013	51.3	101	8.16	178	1481	76.4	176.4
1000		125	365	26.8	18.2		125	522	38.4	21		125	772	56.7	29.2		123	1040	77.8	38.2
500		62	189	27.8	73		62	271	39.8	21		62	396	58.2	31		61	539	80.6	40
1450	9.05	160	459	26.3	73	9.06	160	634	36.3	87.6	9.00	161	928	52.8	101	9.22	157	1320	76.9	176.4
1000		110	325	27.0	18.5		110	466	38.7	21.5		111	691	57.0	30		108	927	78.3	39
500		55	168	27.9	73		55	241	40.0	21.5		56	357	59.0	30		54	480	81.1	39
1450	10.3	141	410	26.7	73	10.3	141	577	37.5	87.6	10.2	142	845	54.4	101	9.82	148	1242	77.1	176.4
1000		97	288	27.2	18.5		97	413	38.9	21.5		98	615	57.4	30		102	873	78.6	39
500		49	149	28.1	68.5		49	214	40.3	22		49	318	59.4	31		51	452	81.3	40
1450	11.8	123	360	26.8	68.5	11.0	132	551	38.3	82.7	11.6	125	763	55.9	94.5	11.2	129	1096	77.6	167.8
1000		85	253	27.3	19		91	387	39.0	22		86	543	57.7	31		89	770	79.1	40
500		42	131	28.3	68.5		45	200	40.4	22		43	281	59.8	31		45	399	81.9	40
1450	12.7	115	336	26.9	68.5	12.6	115	483	38.6	82.7	12.4	117	725	56.9	94.5	12.9	113	960	78.2	167.8
1000		79	236	27.4	19		79	339	39.3	22		81	509	57.9	31		78	674	79.6	40
500		39	122	28.4	68.5		40	176	40.7	22		40	264	60.0	31		39	349	82.5	40
1450	13.6	106	313	27.0	68.5	13.6	107	450	38.7	82.7	14.3	101	633	57.3	94.5	15.0	97	831	78.8	167.8
1000		73	220	27.5	19.5		73	316	39.5	22.5		70	445	58.4	32		67	584	80.3	41
500		37	114	28.5	68.5		37	163	40.8	22.5		35	230	60.4	32		33	302	83.1	41
1450	16.0	91	269	27.2	68.5	15.9	91	387	39.0	82.7	15.5	94	588	57.5	94.5	16.3	89	769	79.1	167.8
1000		63	190	27.8	19.5		63	272	39.8	22.5		65	413	58.6	32		61	540	80.6	41
500		31	98	28.7	63		31	141	41.2	23		32	214	60.6	32		31	280	83.4	41
1450	17.4	83	249	27.4	63	17.4	84	357	39.2	75	18.2	79	503	58.0	88	17.7	82	709	79.4	150
1000		57	175	27.9	20		58	251	39.9	23		55	353	59.1	33		56	498	80.9	42
500		29	91	28.9	63		29	130	41.3	23		27	183	61.1	33		28	258	83.8	42
1450	19.0	76	228	27.5	63	19.0	76	328	39.4	75	19.9	73	462	58.2	88	19.4	75	651	79.8	150
1000		53	160	28.0	20		53	230	40.1	23		50	324	59.3	33		52	457	81.3	42
500		26	83	29.0	63		26	119	41.5	23		25	168	61.4	33		26	237	84.2	42
1450	21.0*	69	208	27.6	63	20.9*	69	300	39.6	75	21.9*	66	422	58.5	88	21.3*	68	595	80.2	150
1000		48	146	28.1	20		48	210	40.3	23		46	296	59.6	33		47	418	81.7	42
500		24	76	29.1	63		24	109	41.7	23		23	153	61.7	33		23	216	84.6	42
1450	23.2*	62	189	27.8	63	23.1*	63	272	39.8	75	24.3*	60	383	58.8	88	23.6*	61	539	80.6	150
1000		43	133	28.3	20		43	191	40.5	23		41	269	59.9	33		42	379	82.1	42
500		22	69	29.3	63		22	99	41.9	23		21	139	62.0	33		21	196	85.0	42
<b>Potenze termiche / Thermal power / Thermische Grenzleistung <math>P_{TN}</math> [kW]</b> (senza raffreddamento / Without cooling / ohne Kühlung)																				
127						160					195					252				

\* Nei rapporti contrassegnati non è disponibile la versione uscita con albero cavo "C"- "UB"- "B"- "CD".





\* Hollow output shaft "C"- "UB"- "B"- "CD" not available for ratios marked with this symbol.

\* Bei den gekennzeichneten Übersetzungsverhältnissen ist die Version "Abtrieb mit Hohlwelle" "C"- "UB"- "B"- "CD" nicht verfügbar.

1.9 Prestazioni riduttori RXP

1.9 RXP gear unit ratings

1.9 Leistungen der RXP-Getriebe

RX 800  G-2700 A-2488 <b>822</b>						 G-3700 A-2961 <b>824</b>					 G-4650 A-3900 <b>826</b>					 6200 <b>828</b>					
$n_{1-1}$ min	ir	$n_2$ min <sup>-1</sup>	P <sub>N</sub> kW	T <sub>N</sub> kNm	Fr <sub>2</sub> Fr <sub>1</sub> kN	ir	$n_2$ min <sup>-1</sup>	P <sub>N</sub> kW	T <sub>N</sub> kNm	Fr <sub>2</sub> Fr <sub>1</sub> kN	ir	$n_2$ min <sup>-1</sup>	P <sub>N</sub> kW	T <sub>N</sub> kNm	Fr <sub>2</sub> Fr <sub>1</sub> kN	ir	$n_2$ min <sup>-1</sup>	P <sub>N</sub> kW	T <sub>N</sub> kNm	Fr <sub>2</sub> Fr <sub>1</sub> kN	
1450	4.52	321	3510	100	235 40.9	4.53	320	4822	138	262.5 52.9	4.60	315	6667	194	312.5 58.2	4.63	313	9308	272	350 68.4	
1000		221	2421	100			221	3326	138			217	4598	194			216	6419	272		
500		111	1210	100			110	1663	138			109	2299	194			108	3210	272		
1450	5.03	288	3204	102	235 40.9	5.04	288	4545	145	262.5 52.9	5.12	283	6287	204	312.5 58.2	5.14	282	8777	285	350 68.4	
1000		199	2251	104			198	3135	145			195	4336	204			194	6053	285		
500		99	1143	105			99	1567	145			98	2168	204			97	3027	285		
1450	5.60	259	2896	103	235 42.2	5.61	258	4272	152	262.55 4.2	5.70	254	5785	209	312.5 60.8	5.72	253	8188	296	350 70.8	
1000		179	2034	104			178	2946	152			175	4064	213			175	5685	298		
500		89	1053	108			89	1473	152			88	2032	213			87	2842	298		
1450	6.24	232	2609	103	235 42.2	6.27	231	3887	154	262.5 54.2	6.37	228	5209	210	312.5 60.8	6.38	227	7380	298	350 70.8	
1000		160	1833	105			160	2731	157			157	3661	214			157	5185	304		
500		80	949	109			80	1378	158			79	1895	221			78	2659	311		
1450	7.39	208	2348	104	235 43.5	7.02	207	3491	155	262.5 55.6	7.13	203	4678	211	312.5 63.4	7.14	203	6634	300	350 73.2	
1000		143	1649	106			143	2453	158			140	3288	215			140	4661	305		
500		72	854	109			71	1270	163			70	1702	223			70	2413	316		
1450	8.31	175	1990	105	221 43.6	7.89	184	3124	156	249 55.6	8.01	181	4188	212	292 63.4	8.02	181	5942	301	334 73.2	
1000		120	1399	107			127	2194	159			125	2941	216			125	4174	307		
500		60	724	110			63	1136	164			62	1523	224			62	2160	318		
1450	9.38	155	1772	105	221 45	8.91	163	2783	157	249 57	9.05	160	3730	214	292 66	9.06	160	5295	303	334 75.9	
1000		107	1245	107			112	1955	160			110	2621	218			110	3721	309		
500		53	645	111			56	1012	165			55	1356	225			55	1926	320		
1450	10.7	136	1569	106	221 45	10.1	143	2464	158	249 57	10.3	141	3302	215	292 66	10.3	141	4691	305	334 75.9	
1000		94	1103	108			99	1731	161			97	2321	219			97	3297	311		
500		47	571	112			49	896	166			49	1201	227			49	1706	322		
1450	11.4	127	1473	106	210 47	11.6	125	2167	159	236.4 59	11.8	123	2903	216	277.7 68.3	11.0	132	4405	306	321.5 78.5	
1000		88	1035	108			86	1521	162			85	2039	220			91	3095	312		
500		44	536	112			43	788	168			42	1056	228			45	1602	323		
1450	12.2	119	1379	107	210 47	12.5	116	2023	159	236.4 59	12.7	115	2712	217	277.7 68.3	12.6	115	3857	308	321.5 78.5	
1000		82	969	109			80	1422	162			79	1905	221			79	2710	314		
500		41	502	112			40	736	168			39	986	229			40	1403	325		
1450	14.1	103	1201	107	210 49	14.5	100	1752	161	236.4 61	13.6	106	2528	218	277.7 70.8	13.6	107	3595	309	321.5 81.1	
1000		71	844	109			69	1231	164			73	1776	222			73	2525	315		
500		35	437	113			34	637	169			37	919	230			37	1308	326		
1450	16.6	88	1034	108	210 49	15.7	92	1622	161	236.4 61	16.0	91	2174	220	277.7 70.8	15.9	91	3094	312	321.5 81.1	
1000		60	726	110			64	1140	164			63	1527	224			63	2174	318		
500		30	376	114			32	590	170			31	791	232			31	1125	329		
1450	18.0	80	953	109	188 51	18.7	77	1373	163	210 63	17.4	83	2004	221	250 72.9	17.4	84	2854	313	280 83.7	
1000		55	670	111			53	965	166			57	1409	225			58	2005	319		
500		28	347	115			27	499	172			29	729	233			29	1038	330		
1450	19.7	73	875	109	188 51	20.6	70	1254	164	210 63	21.0	69	1680	223	250 72.9	20.9*	69	2393	316	280 83.7	
1000		51	615	111			48	881	167			48	1181	227			48	1682	322		
500		25	318	115			24	456	172			24	611	235			24	870	333		
1450	21.7	67	798	110	188 51	22.8*	63	1137	164	210 63	23.2*	62	1524	224	250 72.9	23.1*	63	2172	318	280 83.7	
1000		46	561	112			44	799	167			43	1071	228			43	1526	324		
500		23	290	116			22	414	173			22	554	236			22	790	335		
1450	24.1*	60	724	110	188 51	25.5*	57	891	144	210 63	25.9*	56	1246	204	250 72.9	25.8*	56	1721	281	280 83.7	
1000		42	509	112			39	626	147			39	875	208			39	1209	287		
500		21	263	116			20	324	152			19	453	215			19	626	297		
<b>Potenze termiche / Thermal power / Thermische Grenzleistung P<sub>TN</sub> [kW]</b> (senza raffreddamento / Without cooling / ohne Kühlung)																					
304						373					445					553					

\* Nei rapporti contrassegnati non è disponibile la versione uscita con albero cavo "C"- "UB"- "B"- "CD".



\* Hollow output shaft "C"- "UB"- "B"- "CD" not available for ratios marked with this symbol.

\* Bei den gekennzeichneten Übersetzungsverhältnissen ist die Version "Abtrieb mit Hohlwelle" "C"- "UB"- "B"- "CD" nicht verfügbar.

## 1.9 Prestazioni riduttori RXP

## 1.9 RXP gear unit ratings

## 1.9 Leistungen der RXP-Getriebe

<b>RX 700</b>  ECE-20 PAM-23 <b>708</b>							<b>RX 712</b>  ECE-38 PAM-43 <b>712</b>					
$n_{1-1}$ min	ir	$n_2$ min <sup>-1</sup>	$P_N$ kW	$T_N$ Nm	$Fr_1$ N	$Fr_2$ N	ir	$n_2$ min <sup>-1</sup>	$P_N$ kW	$T_N$ Nm	$Fr_1$ N	$Fr_2$ N
2850	48.8	58.4	3.9	595.3	250	7500	50.0	570	7.6	1190.5	300	11800
1450		29.7	2.2	650.0	500	7500		29.0	4.2	1300.0	630	11800
1000		20.5	1.5	659.8	500	7500		20.0	2.9	1319.5	630	11800
500		10.3	0.8	659.8	500	7500		10.0	1.5	1319.5	630	11800
2850	61.6	46.3	3.1	595.3	250	7500	61.2	46.6	6.4	1236.3	300	11800
1450		23.6	1.7	650.0	500	7500		23.7	3.6	1350.0	630	11800
1000		16.2	1.2	659.8	500	7500		16.3	2.5	1370.3	630	11800
500		8.1	0.6	659.8	500	7500		8.2	1.2	1370.3	630	11800
2850	78.5	36.3	2.3	567.8	250	7500	76.7	37.2	5.1	1236.3	300	11800
1450		18.5	1.3	620.0	500	7500		18.9	2.8	1350.0	630	11800
1000		12.7	0.9	629.3	500	7500		13.0	2.0	1370.3	630	11800
500		6.4	0.4	629.3	500	7500		6.5	1.0	1370.3	630	11800
2850	97.0	29.4	2.0	622.7	250	7500	99.1	28.8	4.1	1282.1	300	11800
1450		15.0	1.1	680.0	500	7500		14.6	2.3	1400.0	630	11800
1000		10.3	0.8	690.2	500	7500		10.1	1.6	1421.0	630	11800
500		5.2	0.4	690.2	500	7500		5.0	0.8	1421.0	630	11800
2850	122.4	23.3	1.7	641.1	250	7500	124.0	23.0	3.3	1282.1	300	11800
1450		11.8	0.9	700.0	500	7500		11.7	1.8	1400.0	630	11800
1000		8.2	0.6	710.5	500	7500		8.1	1.3	1421.0	630	11800
500		4.1	0.3	710.5	500	7500		4.0	0.6	1421.0	630	11800
2850	158.8	18.0	1.3	641.1	250	7500	156.5	18.2	2.6	1282.1	300	11800
1450		9.1	0.7	700.0	500	7500		9.3	1.4	1400.0	630	11800
1000		6.3	0.5	710.5	500	7500		6.4	1.0	1421.0	630	11800
500		3.1	0.2	710.5	500	7500		3.2	0.5	1421.0	630	11800
2850	203.8	14.0	1.0	641.1	250	7500	205.2	13.9	2.0	1282.1	300	11800
1450		7.1	0.6	700.0	500	7500		7.1	1.1	1400.0	630	11800
1000		4.9	0.4	710.5	500	7500		4.9	0.8	1421.0	630	11800
500		2.5	0.2	710.5	500	7500		2.4	0.4	1421.0	630	11800
2850	253.2	11.3	0.8	641.1	250	7500	259.0	11.0	1.6	1282.1	300	11800
1450		5.7	0.4	700.0	500	7500		5.6	0.9	1400.0	630	11800
1000		3.9	0.3	710.5	500	7500		3.9	0.6	1421.0	630	11800
500		2.0	0.2	710.5	500	7500		1.9	0.3	1421.0	630	11800
2850	290.3	9.8	0.7	641.1	250	7500	295.0	9.7	1.4	1282.1	300	11800
1450		5.0	0.4	700.0	500	7500		4.9	0.8	1400.0	630	11800
1000		3.4	0.3	710.5	500	7500		3.4	0.5	1421.0	630	11800
500		1.7	0.1	710.5	500	7500		1.7	0.3	1421.0	630	11800
2850	334.9	8.5	0.6	641.1	250	7500	396.8*	7.2	1.0	1282.1	300	11800
1450		4.3	0.3	700.0	500	7500		3.7	0.6	1400.0	630	11800
1000		3.0	0.2	710.5	500	7500		2.5	0.4	1421.0	630	11800
500		1.5	0.1	711.5	500	7500		1.3	0.2	1421.0	630	11800
2850	387.2	7.4	0.5	641.1	250	7500						
1450		3.7	0.3	700.0	500	7500						
1000		2.6	0.2	710.5	500	7500						
500		1.3	0.1	710.5	500	7500						
<b>Potenze termiche / Thermal power / Termische Grenzleistung <math>P_{IN}</math> [kW]</b> (senza raffreddamento / Without cooling / ohne Kühlung)												
14							21					

\* Nei rapporti contrassegnati non è disponibile la versione uscita con albero cavo  $\varnothing 45$ .

\* Hollow output shaft  $\varnothing 45$  not available for ratios marked with this symbol.

\* Bei den gekennzeichneten Übersetzungsverhältnissen ist die Version „Abtrieb mit Hohlwelle  $\varnothing 45$ “ nicht verfügbar.

1.9 Prestazioni riduttori RXP

1.9 RXP gear unit ratings

1.9 Leistungen der RXP-Getriebe

ECE-68 PAM-78							ECE-122 PAM-133						
716							720						
<b>RX 700</b>	<b>kg</b>	<b>n<sub>1</sub></b>	<b>n<sub>2</sub></b>	<b>P<sub>N</sub></b>	<b>T<sub>N</sub></b>	<b>Fr<sub>1</sub></b>	<b>Fr<sub>2</sub></b>	<b>ir</b>	<b>n<sub>2</sub></b>	<b>P<sub>N</sub></b>	<b>T<sub>N</sub></b>	<b>Fr<sub>1</sub></b>	<b>Fr<sub>2</sub></b>
		min	min <sup>-1</sup>	kW	Nm	N	N		min <sup>-1</sup>	kW	Nm	N	N



2850	57,8	49,3	11,8	2152,1	500	19000	55.2	51.6	22.1	3846.3	1000	35000
1450		25,1	6,6	2350,0	1000	19000		26.2	12.3	4200.0	1600	35000
1000		17,3	4,6	2385,3	1000	19000		18.1	8.6	4263.0	1600	35000
500		8,7	2,3	2385,3	1000	19000		9.1	4.3	4263.0	1600	35000
2850	69,5	41,0	10,5	2289,5	500	19000	65.8	43.3	22.1	4578.9	1000	35000
1450		20,9	5,8	2500,0	1000	19000		22.0	12.3	5000.0	1600	35000
1000		14,4	4,1	2537,5	1000	19000		15.2	8.6	5075.0	1600	35000
500		7,2	2,0	2537,5	1000	19000		7.6	4.3	5075.0	1600	35000
2850	80,6	35,4	9,4	2381,1	500	19000	80.3	35.5	18.1	4578.9	1000	35000
1450		18,0	5,2	2600,0	1000	19000		18.1	10.1	5000.0	1600	35000
1000		12,4	3,6	2639,0	1000	19000		12.5	7.0	5075.0	1600	35000
500		6,2	1,8	2639,0	1000	19000		6.2	3.5	5075.0	1600	35000
2850	92,2	30,9	8,5	2472,6	500	19000	103.5	27.5	14.0	4578.9	1000	35000
1450		15,7	4,7	2700,0	1000	19000		14.0	7.8	5000.0	1600	35000
1000		10,9	3,3	2740,5	1000	19000		9.7	5.5	5075.0	1600	35000
500		5,4	1,7	2740,5	1000	19000		4.8	2.7	5075.0	1600	35000
2850	106,8	26,7	7,4	2472,6	500	19000	126.5	22.5	11.5	4578.9	1000	35000
1450		13,6	4,1	2700,0	1000	19000		11.5	6.4	5000.0	1600	35000
1000		9,4	2,9	2740,5	1000	19000		7.9	4.5	5075.0	1600	35000
500		4,7	1,4	2740,5	1000	19000		4.0	2.2	5075.0	1600	35000
2850	123,8	23,0	6,6	2564,2	500	19000	163.1	17.5	8.9	4578.9	1000	35000
1450		11,7	3,7	2800,0	1000	19000		8.9	5.0	5000.0	1600	35000
1000		8,1	2,6	2842,0	1000	19000		6.1	3.5	5075.0	1600	35000
500		4,0	1,3	2842,0	1000	19000		3.1	1.7	5075.0	1600	35000
2850	138,8	20,5	5,7	2472,6	500	19000	198.6	14.3	7.3	4578.9	1000	35000
1450		10,4	3,1	2700,0	1000	19000		7.3	4.1	5000.0	1600	35000
1000		7,2	2,2	2740,5	1000	19000		5.0	2.8	5075.0	1600	35000
500		3,6	1,1	2740,5	1000	19000		2.5	1.4	5075.0	1600	35000
2850	165,5	17,2	5,3	2747,4	500	19000	225.0	12.7	6.5	4578.9	1000	35000
1450		8,8	2,9	3000,0	1000	19000		6.4	3.6	5000.0	1600	35000
1000		6,0	2,0	3045,0	1000	19000		4.4	2.5	5075.0	1600	35000
500		3,0	1,0	3045,0	1000	19000		2.2	1.3	5075.0	1600	35000
2850	191,8	14,9	4,5	2747,4	500	19000	274.0	10.4	5.3	4578.9	1000	35000
1450		7,6	2,5	3000,0	1000	19000		5.3	2.9	5000.0	1600	35000
1000		5,2	1,8	3045,0	1000	19000		3.7	2.1	5075.0	1600	35000
500		2,6	0,9	3045,0	1000	19000		1.8	1.0	5075.0	1600	35000
2850	249,2	11,4	3,3	2564,2	500	19000	345.2	8.3	4.2	4578.9	1000	35000
1450		5,8	1,8	2800,0	1000	19000		4.2	2.3	5000.0	1600	35000
1000		4,0	1,3	2842,0	1000	19000		2.9	1.6	5075.0	1600	35000
500		2,0	0,6	2842,0	1000	19000		1.4	0.8	5075.0	1600	35000
2850	288,8	9,9	2,8	2564,2	500	19000	434.3	6.6	3.3	4578.9	1000	35000
1450		5,0	1,6	2800,0	1000	19000		3.3	1.9	5000.0	1600	35000
1000		3,5	1,1	2842,0	1000	19000		2.3	1.3	5075.0	1600	35000
500		1,7	0,5	2842,0	1000	19000		1.2	0.7	5075.0	1600	35000
2850	364,4	7,8	2,2	2564,2	500	19000						
1450		4,0	1,2	2800,0	1000	19000						
1000		2,7	0,9	2842,0	1000	19000						
500		1,4	0,4	2842,0	1000	19000						

Potenze termiche / Thermal power / Termische Grenzleistung P<sub>TN</sub> [kW]  
(senza raffreddamento / Without cooling / ohne Kühlung)

30

41

## 1.9 Prestazioni riduttori RXP

## 1.9 RXP gear unit ratings

## 1.9 Leistungen der RXP-Getriebe

RX 800  3-99 3R-110 <b>802</b>						3-128 3R-135 <b>804</b>					3-193 3R-200 <b>806</b>					3-273 3R-280 <b>808</b>				
$n_{1-1}$ min	ir	$n_2$ min <sup>-1</sup>	P <sub>N</sub> kW	T <sub>N</sub> kNm	Fr <sub>2</sub> Fr <sub>1</sub> kN	ir	$n_2$ min <sup>-1</sup>	P <sub>N</sub> kW	T <sub>N</sub> kNm	Fr <sub>2</sub> Fr <sub>1</sub> kN	ir	$n_2$ min <sup>-1</sup>	P <sub>N</sub> kW	T <sub>N</sub> kNm	Fr <sub>2</sub> Fr <sub>1</sub> kN	ir	$n_2$ min <sup>-1</sup>	P <sub>N</sub> kW	T <sub>N</sub> kNm	Fr <sub>2</sub> Fr <sub>1</sub> kN
1450	7.92	183	55	2.7	A richiesta / On request / Auf Anfrage	8.37	173	77	4.0	A richiesta / On request / Auf Anfrage	8.38	173	107	5.6	A richiesta / On request / Auf Anfrage	7.36	197	145	6.6	A richiesta / On request / Auf Anfrage
1000		126	38	2.7		120	53	4.0	119		74	5.6	136	100		6.6				
500		63	18.9	2.7		60	27	4.0	60		37	5.6	68	50		6.6				
1450	8.91	163	55	3.0		9.40	154	77	4.5		9.94	146	107	6.6		7.36	166	145	7.8	
1000		112	38	3.0		106	53	4.5	101		74	6.6	115	100		7.8				
500		56	18.9	3.0		53	27	4.5	50		37	6.6	57	50		7.8				
1450	10.1	144	50	3.1		10.6	137	68	4.5		10.5	137	103	6.7		9.79	148	145	8.8	
1000		99	35	3.2		94	48	4.6	95		73	6.9	102	100		8.8				
500		50	18.3	3.3		47	25	4.7	47		37	7.0	51	50		8.8				
1450	11.4	127	44	3.1		12.0	120	60	4.5		11.9	122	92	6.8		11.1	131	141	9.7	
1000		87	31	3.2		83	42	4.6	84		65	6.9	90	99		9.8				
500		44	16.2	3.3		41	22	4.7	42		33	7.2	45	50		9.9				
1450	13.1	111	39	3.2		12.9	113	57	4.5		11.9	107	81	6.8		11.8	123	133	9.7	
1000		76	27	3.2		78	40	4.6	74		57	7.0	85	93		9.9				
500		38	14.2	3.3		39	21	4.8	37		30	7.2	42	48		10.2				
1450	14.1	103	36	3.2		14.8	98	50	4.5		14.5	100	76	6.9		14.4	101	110	9.8	
1000		71	26	3.2		68	35	4.6	69		54	7.0	69	77		10.0				
500		36	13.3	3.4		34	18	4.8	34		28	7.2	35	40		10.3				
1450	15.1	96	34	3.2		15.9	91	46	4.6		15.8	86	66	6.9		16.7	87	96	9.9	
1000		66	24	3.3		63	32	4.6	60		47	7.0	60	67		10.0				
500		33	12.4	3.4		31	17	4.8	30		24	7.3	30	35		10.4				
1450	17.8	82	29	3.2		18.7	78	40	4.6		18.1	80	62	6.9		19.5	74	82	9.9	
1000		56	21	3.3		54	28	4.7	55		43	7.1	51	58		10.1				
500		28	10.6	3.4		27	14	4.8	28		22	7.3	26	30		10.5				
1450	19.3	75	27	3.2		20.3	71	37	4.6		19.9	68	53	7.0		21.3	68	76	10.0	
1000		52	19	3.3		49	26	4.7	47		37	7.1	47	53		10.2				
500		26	9.8	3.4		25	13	4.9	23		19	7.4	24	28		10.5				
1450	21.2	69	24	3.2		22.2	65	33	4.6		21.4	62	48	7.0		23.3	62	69	10.0	
1000		47	17	3.3		45	24	4.7	43		34	7.2	43	49		10.2				
500		24	9.0	3.4		22	12	4.9	21		18	7.4	21	25		10.6				
1450	25.3	57	21	3.3	25.4	57	30	4.7	25.5	57	45	7.1	26.3	55	62	10.1				
1000		39	15	3.3	39	21	4.8	39	32	7.2	38	44	10.3							
500		19.7	7.7	3.5	19.7	11	4.9	19.6	16	7.4	19.0	22	10.6							
1450	28.8	50	19	3.3	28.8	50	26	4.7	27.0	54	42	7.1	28.0	52	58	10.1				
1000		35	13	3.4	35	19	4.8	37	30	7.2	36	41	10.3							
500		17.4	6.8	3.5	17.4	9.7	5.0	18.5	15	7.5	17.9	21	10.7							
1450	33.0	44	16	3.3	30.8	47	25	4.7	30.5	47	38	7.1	31.9	45	52	10.2				
1000		30	11	3.4	32	17	4.8	33	26	7.2	31	36	10.4							
500		15.2	5.9	3.5	16.2	9.0	5.0	16.4	14	7.5	15.7	19	10.7							
1450	35.4	41	15	3.3	35.4	41	22	4.8	34.8	42	33	7.2	34.2	42	48	10.2				
1000		28	11	3.5	28	15	4.8	29	24	7.6	29	35	10.8							
500		14.1	5.5	3.5	14.1	7.9	5.0	14.4	12	7.6	14.6	18	10.8							
1450	38.2	38	14	3.3	38.1	38	20	4.8	38.0	34	27	7.2	39.6	37	42	10.3				
1000		26	9.9	3.4	26	14	4.9	23	19	7.4	25	30	10.5							
500		13.1	5.1	3.5	13.1	7.3	5.0	11.6	9.8	7.6	12.6	15	10.8							
1450	44.7	32	12	3.4	44.6	33	17	4.8	44.6	31	25	7.3	46.4	31	36	10.4				
1000		22	8.5	3.4	22	12	4.9	22	18	7.4	22	25	10.6							
500		11.2	4.4	3.5	11.2	6.2	5.0	10.8	9.1	7.6	10.8	13	10.8							
1450	48.7	30	11	3.4	48.6	30	16	4.8	48.6	26	22	7.3	50.5	29	33	10.4				
1000		21	7.8	3.4	21	11	4.9	21	15	7.5	19.8	23	10.6							
500		10.3	4.0	3.5	10.3	5.7	5.0	9.1	7.7	7.6	9.9	12	10.8							
1450	53.3	27	10	3.4	53.2	27	15	4.9	53.2	24	20	7.4	55.2	26	31	10.5				
1000		18.8	7.3	3.5	19	10	4.9	16.7	14	7.5	18.1	22	10.7							
500		9.4	3.7	3.5	9.4	5.2	5.0	8.4	7.1	7.6	9.1	11	10.8							
1450	60.8	24	9.0	3.4	67.4	22	12	4.9	67.4	24	20	7.4	69.4	25	29	10.5				
1000		16.4	6.4	3.5	14.8	8.3	5.0	16.6	14	7.5	16.9	20	10.7							
500		8.2	3.2	3.5	7.4	4.1	5.0	8.3	7.0	7.6	8.5	10	10.8							
1450	74.8	19.4	7.6	3.5	72.6	20	11	4.9	72.6	21	17	7.4	78.3	21	25	10.6				
1000		13.4	5.2	3.5	13.8	7.7	5.0	14.4	12	7.6	14.6	18	10.8							
500		6.7	2.6	3.5	6.9	3.8	5.0	7.2	6.1	7.6	7.3	8.8	10.8							
1450	80.6	18.0	7.0	3.5	85.0	17.1	9.5	5.0	85.0	19.3	16	7.4	88.4	18.1	22	10.7				
1000		12.4	4.8	3.5	11.8	6.6	5.0	13.3	11	7.6	12.5	15	10.8							
500		6.2	2.4	3.5	5.9	3.3	5.0	6.7	5.6	7.6	6.2	7.5	10.8							
1450	94.4	15.4	6.0	3.5	92.6	15.7	8.7	5.0	92.6	16.4	14	7.5	96.7	16.6	20	10.7				
1000		10.6	4.1	3.5	10.8	6.0	5.0	11.3	9.6	7.6	11.5	14	10.8							
500		5.3	2.1	3.5	5.4	3.0	5.0	5.7	4.8	7.6	5.7	6.9	10.8							
1450	103	14.1	5.5	3.5	101	14.3	8.0	5.0	101	15.0	13	7.5	105	13.8	17	10.8				
1000		9.7	3.8	3.5	9.9	5.5	5.0	10.3	8.8	7.6	9.5	11	10.8							
500		4.9	1.9	3.5	4.9	2.7	5.0	5.2	4.4	7.6	4.8	5.7	10.8							
1450	113	12.9	5.0	3.5	111	13.1	6.5	4.5	111	13.6	12	7.6	116	12.5	15	10.8				
1000		8.9	3.5	3.5	9.0	4.5	4.5	9.4	8.0	7.6	8.6	10	10.8							
500		4.4	1.7	3.5	4.5	2.3	4.5	4.7	4.0	7.6	4.3	5.2	10.8							
1450	124*	11.7	4.6	3.5	123*	11.7	6.5	5.0	123*	11.2	9.5	7.6	128	11.3	14	10.8				
1000		8.1	3.1	3.5	8.1	4.5	5.0	7.7	6.5	7.6	7.8	9.4	10.8							
500		4.0	1.6	3.5	4.1	2.3	5.0	3.9	3.3	7.6	3.9	4.7	10.8							
1450	137*	10.6	4.1	3.5	135*	10.7	5.4	4.5	135*	10.2	8	6.7	140	10.3	11	9.8				
1000		7.3	2.8	3.5	7.4	3.7	4.5	7.0	5.3	6.7	7.1	8	9.8							
500		3.6	1.4	3.5	3.7	1.9	4.5	3.5	2.6	6.7	3.6	3.9	9.8							

Potenze termiche / Thermal power / Thermische Grenzleistung P<sub>TN</sub> [kW]

(senza raffreddamento / Without cooling / ohne Kühlung)

24

30

40

52

\* Nei rapporti contrassegnati non è disponibile la versione uscita con albero cavo "C"- "UB"- "B"- "CD".


\* Hollow output shaft "C"- "UB"- "B"- "CD" not available for ratios marked with this symbol.

\* Bei den gekennzeichneten Übersetzungsverhältnissen ist die Version "Abtrieb mit Hohlwelle" "C"- "UB"- "B"- "CD" nicht verfügbar.

1.9 Prestazioni riduttori RXP

1.9 RXP gear unit ratings

1.9 Leistungen der RXP-Getriebe

RX 800  3-382 3R-390 <b>810</b>						Kg 3-534 3R-550 <b>812</b>					Kg 3-758 3R-770 <b>814</b>					Kg 3-1045 3R-1060 <b>816</b>				
$n_{1-1}$ min	ir	$n_2$ min <sup>-1</sup>	P <sub>N</sub> kW	T <sub>N</sub> kNm	Fr <sub>2</sub> Fr <sub>1</sub> kN	ir	$n_2$ min <sup>-1</sup>	P <sub>N</sub> kW	T <sub>N</sub> kNm	Fr <sub>2</sub> Fr <sub>1</sub> kN	ir	$n_2$ min <sup>-1</sup>	P <sub>N</sub> kW	T <sub>N</sub> kNm	Fr <sub>2</sub> Fr <sub>1</sub> kN	ir	$n_2$ min <sup>-1</sup>	P <sub>N</sub> kW	T <sub>N</sub> kNm	Fr <sub>2</sub> Fr <sub>1</sub> kN
1450	7.92	183	204	10.0	A richiesta / On request / Auf Anfrage	7.80	186	300	14.5	A richiesta / On request / Auf Anfrage	7.92	183	439	21.5	A richiesta / On request / Auf Anfrage	8.37	173	608	31.5	A richiesta / On request / Auf Anfrage
1000		126	141	10.0			128	207	14.5			126	303	21.5			120	419	31.5	
500	63	71	10.0	64		104	14.5	63	151		21.5	60	210	31.5						
1450	9.43	154	205	11.9		165	300	16.3	163		439	24.2	154	608		35.4				
1000		106	141	11.9		114	207	16.3	112		303	24.2	106	419		35.4				
500	53	71	11.9	57		104	16.3	56	151		24.2	53	210	35.4						
1450	10.7	136	200	13.2		146	300	18.4	144		428	26.6	137	582		38.2				
1000		94	141	13.4		101	207	18.4	99		300	27.1	94	409		39.0				
500	47	70	13.5	51		104	18.4	50	151		27.4	47	210	39.9						
1450	11.3	128	188	13.2		129	282	19.6	127		379	26.8	120	516		38.5				
1000		88	132	13.5		89	198	20.0	87		266	27.3	83	363		39.2				
500	44	69	14.0	44		102	20.7	44	138		28.3	41	188	40.6						
1450	12.9	112	166	13.3		112	248	19.8	111		333	27.0	113	484		38.6				
1000		77	117	13.6		78	174	20.1	76		234	27.5	78	340		39.3				
500	39	60	14.0	39		90	20.8	38	121		28.5	39	176	40.7						
1450	13.9	105	156	13.4		105	231	19.8	103		311	27.1	98	424		38.9				
1000		72	109	13.6		72	163	20.2	71		218	27.6	68	298		39.6				
500	36	57	14.1	36		84	20.9	36	113		28.6	34	154	41.0						
1450	16.0	90	136	13.5		90	200	20.0	96		290	27.2	91	395		39.0				
1000		62	95	13.7		62	141	20.4	66		204	27.7	63	278		39.8				
500	31	49	14.2	31	73	21.1	33	105	28.7	31	144	41.2								
1450	18.8	77	117	13.6	83	185	20.1	82	249	27.4	78	340	39.3							
1000		53	82	13.8	57	130	20.4	56	175	27.9	54	239	40.1							
500	27	42	14.3	29	67	21.2	28	91	28.9	27	124	41.5								
1450	20.5	71	107	13.6	70	157	20.2	75	230	27.5	71	314	39.5							
1000		49	76	13.9	48	110	20.6	52	161	28.0	49	221	40.3							
500	24	39	14.4	24	57	21.3	26	84	29.0	25	114	41.7								
1450	22.4	65	99	13.7	66	148	20.3	69	211	27.6	65	288	39.7							
1000		45	69	13.9	45	104	20.7	47	148	28.1	45	202	40.4							
500	22	36	14.4	23	54	21.4	24	77	29.1	22	105	41.9								
1450	24.5	59	91	13.8	58	132	20.4	57	178	27.9	60	267	39.8							
1000		41	64	14.0	40	93	20.8	39	125	28.4	42	188	40.6							
500	20	33	14.5	20	48	21.5	19.7	65	29.4	21	97	42.0								
1450	29.5	49	76	13.9	51	117	20.6	50	158	28.1	53	238	40.1							
1000		34	53	14.1	35	82	20.9	35	111	28.6	37	167	40.8							
500	17.0	28	14.6	17.6	43	21.7	17.4	57	29.6	18.4	87	42.3								
1450	33.6	43	67	14.0	45	103	20.7	44	139	28.3	47	211	40.3							
1000		30	47	14.2	31	72	21.1	30	97	28.8	32	148	41.1							
500	14.9	24	14.7	15.4	37	21.8	15.2	50	29.8	16.2	77	42.5								
1450	36.0	40	63	14.0	42	96	20.8	41	129	28.4	38	174	40.8							
1000		28	46	14.8	29	70	21.9	28	94	29.9	26	126	42.8							
500	13.9	23	14.8	14.3	35	21.9	14.1	47	29.9	13.2	63	42.8								
1450	41.7	35	55	14.1	36	83	20.9	38	121	28.5	36	162	40.9							
1000		24	38	14.4	25	58	21.3	26	85	29.0	24	114	41.7							
500	12.0	20	14.8	12.3	30	21.9	13.1	44	29.9	12.2	58	42.8								
1450	48.8	30	47	14.2	33	77	21.0	32	104	28.7	30	139	41.2							
1000		20	33	14.5	23	54	21.4	22	73	29.2	21	98	42.0							
500	10.2	17	14.8	11.4	28	21.9	11.2	37	29.9	10.5	50	42.8								
1450	53.2	27	43	14.3	30	71	21.1	30	95	28.8	28	128	41.4							
1000		18.8	31	14.6	21	50	21.5	21	67	29.3	19.2	90	42.2							
500	9.4	15	14.8	10.4	25	21.9	10.3	34	29.9	9.6	46	42.8								
1450	58.2	25	40	14.4	28	65	21.2	27	88	28.9	25	118	41.6							
1000		17.2	28	14.6	19.1	46	21.6	18.8	62	29.5	17.6	83	42.4							
500	8.6	14	14.8	9.5	23	21.9	9.4	31	29.9	8.8	42	42.8								
1450	63.7	23	37	14.4	24	57	21.3	24	77	29.1	22	101	42.0							
1000		15.7	26	14.7	16.7	40	21.7	16.4	54	29.7	14.8	71	42.7							
500	7.9	13	14.8	8.4	20	21.9	8.2	27	29.9	7.4	35	42.8								
1450	68.2	21	34	14.5	19.7	47	21.6	19.4	63	29.4	20	94	42.1							
1000		14.7	24	14.7	13.6	33	21.9	13.4	45	29.9	13.8	66	42.8							
500	7.3	12	14.8	6.8	17	21.9	6.7	22	29.9	6.9	33	42.8								
1450	78.9	18.4	30	14.6	16.9	41	21.7	18.0	59	29.5	17.1	81	42.4							
1000		12.7	21	14.8	11.7	28	21.9	12.4	41	29.9	11.8	56	42.8							
500	6.3	10	14.8	5.8	14	21.9	6.2	21	29.9	5.9	28	42.8								
1450	92.4	15.7	26	14.7	15.6	38	21.8	15.4	51	29.8	15.7	74	42.6							
1000		10.8	18	14.8	10.8	26	21.9	10.6	35	29.9	10.8	52	42.8							
500	5.4	8.9	14.8	5.4	13	21.9	5.3	18	29.9	5.4	26	42.8								
1450	101	14.4	24	14.8	14.3	35	21.9	14.1	47	29.9	14.3	68	42.8							
1000		9.9	16	14.8	9.9	24	21.9	9.7	32	29.9	9.9	47	42.8							
500	5.0	8.2	14.8	4.9	12	21.9	4.9	16	29.9	4.9	24	42.8								
1450	110	13.2	22	14.8	13.1	32	21.9	12.9	43	29.9	13.1	56	38.5							
1000		9.1	15	14.8	9.0	22	21.9	8.9	30	29.9	9.0	39	38.5							
500	4.5	7.5	14.8	4.5	11	21.9	4.4	15	29.9	4.5	19	38.5								
1450	121*	12.0	20	14.8	11.9	29	21.9	11.7	39	29.9	11.7	56	42.8							
1000		8.2	14	14.8	8.2	20	21.9	8.1	27	29.9	8.1	39	42.8							
500	4.1	6.8	14.8	4.1	10	21.9	4.0	13	29.9	4.1	19	42.8								
1450	134*	10.8	18	14.8	10.7	26	21.9	10.6	35	29.9	10.7	46	38.5							
1000		7.4	12	14.8	7.4	18	21.9	7.3	24	29.9	7.4	32	38.5							
500	3.7	6.1	14.8	3.7	9.0	21.9	3.6	12	29.9	3.7	16	38.5								

Potenze termiche / Thermal power / Thermische Grenzleistung P<sub>TN</sub> [kW]  
(senza raffreddamento / Without cooling / ohne Kühlung)

65

82

102

127

\* Nei rapporti contrassegnati non è disponibile la versione uscita con albero cavo "C"- "UB"- "B"- "CD".




\* Hollow output shaft "C"- "UB"- "B"- "CD" not available for ratios marked with this symbol.

\* Bei den gekennzeichneten Übersetzungsverhältnissen ist die Version "Abtrieb mit Hohlwelle" "C"- "UB"- "B"- "CD" nicht verfügbar.

## 1.9 Prestazioni riduttori RXP

## 1.9 RXP gear unit ratings

## 1.9 Leistungen der RXP-Getriebe

RX 800  1464 <b>818</b>						G-2049  A-2106 <b>820</b>					3000 <b>822</b>					G-4100  A-4000 <b>824</b>									
$n_1$ min	ir	$n_2$ min <sup>-1</sup>	P <sub>N</sub> kW	T <sub>N</sub> kNm	Fr <sub>2</sub> Fr <sub>1</sub> kN	ir	$n_2$ min <sup>-1</sup>	P <sub>N</sub> kW	T <sub>N</sub> kNm	Fr <sub>2</sub> Fr <sub>1</sub> kN	ir	$n_2$ min <sup>-1</sup>	P <sub>N</sub> kW	T <sub>N</sub> kNm	Fr <sub>2</sub> Fr <sub>1</sub> kN	ir	$n_2$ min <sup>-1</sup>	P <sub>N</sub> kW	T <sub>N</sub> kNm	Fr <sub>2</sub> Fr <sub>1</sub> kN					
1450	8.38	173	834	43.3	A richiesta / On request / Auf Anfrage	7.36	197	1176	53.6	A richiesta / On request / Auf Anfrage	8.39	183	1636	80.3	A richiesta / On request / Auf Anfrage	7.80	186	2401	116	A richiesta / On request / Auf Anfrage					
1000		119	575	43.3		136	803	53.1	126		1128	80.3	128	1656		116									
500		60	288	43.3		68	402	53.1	63		564	80.3	64	828		116									
1450	9.38	155	834	48.5		166	1165	62.8	154		1636	95.5	165	2401		130									
1000		107	575	48.5		115	803	62.8	106		1129	95.5	114	1656		130									
500		53	288	48.5		57	402	62.8	53		564	95.5	57	828		130									
1450	10.5	137	834	54.5		148	1165	70.6	136		1605	106	146	2402		147									
1000		95	575	54.5		102	803	70.6	94		1127	108	101	1656		147									
500		47	288	54.5		51	402	70.6	47		564	108	51	828		147									
1450	11.9	122	769	56.8		131	1133	77.6	120		1421	106	129	2277		159									
1000		84	540	57.8		90	796	79.0	83		998	108	89	1600		162									
500		42	280	59.9		45	402	79.8	41		517	112	44	828		167									
1450	13.6	107	680	57.1		123	1067	77.8	112		1334	107	112	2001		160									
1000		74	478	58.2		85	750	79.3	77		937	109	78	1406		163									
500		37	247	60.2		42	388	82.1	39		485	113	39	728		168									
1450	14.5	100	637	57.3		108	942	78.3	105		1249	107	105	1870		160									
1000		69	448	58.4		74	662	79.8	72		877	109	72	1314		163									
500		34	232	60.5		37	342	82.6	36		454	113	36	680		169									
1450	16.8	86	556	57.7		94	824	78.9	90		1087	108	90	1619		161									
1000		60	390	58.8		65	579	80.4	62		764	110	62	1137		165									
500		30	202	60.9		32	300	83.2	31		396	114	31	589		170									
1450	18.1	80	517	58.0		81	713	79.5	77		935	109	83	1499		162									
1000		55	363	59.0		56	501	81.0	53		657	111	57	1053		165									
500		28	188	61.1		28	259	83.8	27		340	115	29	545		171									
1450	21.4	68	441	58.4		74	660	79.8	71		860	109	70	1272		164									
1000		47	310	59.5		51	464	81.3	49		604	111	48	893		167									
500		23	161	61.6		26	240	84.2	24		313	115	24	463		173									
1450	23.4	62	406	58.7		62	559	80.5	65		793	110	63	1156		164									
1000		43	285	59.8		43	393	82.0	45		557	112	44	812		167									
500		21	148	61.9		21	203	84.9	22		288	116	22	421		173									
1450	24.0	60	395	58.8	55	498	81.0	59	725	110	58	1068	165												
1000		42	278	59.9	38	350	82.5	41	509	112	40	750	168												
500		21	144	62.0	19.0	181	85.4	20	264	116	20	388	174												
1450	27.0	54	353	59.1	52	469	81.3	52	648	111	51	946	166												
1000		37	248	60.2	36	330	82.8	36	455	113	35	664	169												
500		18.5	129	62.4	17.9	171	85.7	18.1	235	117	17.6	344	175												
1450	30.5	47	315	59.5	45	414	81.8	46	575	112	45	830	167												
1000		33	221	60.6	31	291	83.3	32	404	114	31	583	170												
500		16.4	114	62.7	15.7	151	86.3	15.9	209	118	15.4	302	176												
1450	34.8	42	278	59.9	39	362	82.4	40	502	112	42	778	168												
1000		29	202	63.2	27	263	86.8	28	368	119	29	565	177												
500		14.4	101	63.1	13.6	132	86.8	13.9	184	119	14.3	283	177												
1450	43.0	34	227	60.5	34	314	83.0	35	438	113	36	672	169												
1000		23	160	61.6	23	220	84.6	24	307	115	25	472	172												
500		11.6	82	63.2	11.7	113	86.8	12.0	159	119	12.3	243	177												
1450	46.4	31	211	60.7	31	290	83.3	30	377	114	33	624	170												
1000		22	149	61.9	22	204	84.9	20	265	116	23	438	173												
500		10.8	76	63.2	10.8	104	86.8	10.2	136	119	11.4	224	177												
1450	54.7	26	181	61.2	29	268	83.7	27	349	115	28	526	171												
1000		18.3	127	62.4	20	188	85.3	18.8	245	117	19.1	372	175												
500		9.1	64	63.2	9.9	96	86.8	9.4	125	119	9.5	188	177												
1450	59.8	24	166	61.5	26	246	84.1	25	319	115	25	481	172												
1000		16.7	117	62.7	18.1	173	85.7	17.2	224	117	17.3	338	175												
500		8.4	59	63.2	9.1	88	86.8	8.6	114	119	8.7	171	177												
1450	61.8	23	161	61.6	24	225	84.5	23	294	116	23	452	173												
1000		16.2	113	62.8	16.5	158	86.1	15.7	207	118	16.2	317	176												
500		8.1	57	63.2	8.2	80	86.8	7.9	104	119	8.1	159	177												
1450	66.2	22	151	61.8	21	197	85.1	21	275	116	22	421	173												
1000		15.1	106	63.0	14.3	138	86.7	14.7	193	118	15.0	297	177												
500		7.6	53	63.2	7.2	69	86.8	7.3	97	119	7.5	148	177												
1450	76.4	19.0	132	62.3	17.8	170	85.7	18.4	240	117	18.8	366	175												
1000		13.1	92	63.2	12.3	119	86.8	12.7	168	119	12.9	255	177												
500		6.5	46	63.2	6.2	60	86.8	6.3	84	119	6.5	127	177												
1450	82.5	17.6	122	62.5	16.5	158	86.1	15.7	206	118	17.3	337	175												
1000		12.1	85	63.2	11.3	110	86.8	10.8	143	119	11.9	235	177												
500		6.1	43	63.2	5.7	55	86.8	5.4	72	119	6.0	118	177												
1450	97.3	14.9	105	63.0	15.1	145	86.4	14.4	189	118	14.5	286	177												
1000		10.3	72	63.2	10.4	101	86.8	9.9	132	119	10.0	197	177												
500		5.1	36	63.2	5.2	50	86.8	5.0	66	119	5.0	99	177												
1450	106	13.6	96	63.2	13.8	134	86.8	13.2	174	119	13.2	260	177												
1000		9.4	66	63.2	9.5	92	86.8	9.1	120	119	9.1	179	177												
500		4.7	33	63.2	4.8	46	86.8	4.5	60	119	4.5	90	177												
1450	130*	11.2	79	63.2	11.3	110	86.8	12.0	159	119	11.9	235	177												
1000		7.7	54	63.2	7.8	76	86.8	8.2	109	119	8.2	162	177												
500		3.9	27	63.2	3.9	38	86.8	4.1	55	119	4.1	81	177												
1450	142*	10.2	64	56.5	10.3	92	80.0	10.8	143	119	10.9	195	160												
1000		7.0	44	56.5	7.1	64	80.0	7.4	99	119	7.5	134	160												
500		3.5	22	56.5	3.6	32	80.0	3.7	49	119	3.8	67	160												
<b>Potenze termiche / Thermal power / Thermische Grenzleistung P<sub>th</sub> [kW]</b> (senza raffreddamento / Without cooling / ohne Kühlung)																									
						165					205					248					306				

\* Nei rapporti contrassegnati non è disponibile la versione uscita con albero cavo "C"- "UB"- "B"- "CD".

\* Hollow output shaft "C"- "UB"- "B"- "CD" not available for ratios marked with this symbol.





\* Bei den gekennzeichneten Übersetzungsverhältnissen ist die Version "Abtrieb mit Hohlwelle" "C"- "UB"- "B"- "CD" nicht verfügbar.



1.9 Prestazioni riduttori RXP

1.9 RXP gear unit ratings

1.9 Leistungen der RXP-Getriebe

RX 800  G-5150 A-4930 <b>826</b>						 7100 <b>828</b>					 10500 <b>830</b>					 13900 <b>832</b>				
$n_{1-1}$ min	ir	$n_2$ min <sup>-1</sup>	P <sub>N</sub> kW	T <sub>N</sub> kNm	Fr <sub>2</sub> Fr <sub>1</sub> kN	ir	$n_2$ min <sup>-1</sup>	P <sub>N</sub> kW	T <sub>N</sub> kNm	Fr <sub>2</sub> Fr <sub>1</sub> kN	ir	$n_2$ min <sup>-1</sup>	P <sub>N</sub> kW	T <sub>N</sub> kNm	Fr <sub>2</sub> Fr <sub>1</sub> kN	ir	$n_2$ min <sup>-1</sup>	P <sub>N</sub> kW	T <sub>N</sub> kNm	Fr <sub>2</sub> Fr <sub>1</sub> kN
1450	7.92	183	3513	172	A richiesta / On request / Auf Anfrage	8.37	173	4826	250	A richiesta / On request / Auf Anfrage	7.94	183	6673	328	A richiesta / On request / Auf Anfrage	8.23	176	9316	475	A richiesta / On request / Auf Anfrage
1000		126	2423	172			120	3328	250			126	4602	328			122	6425	475	
500		63	1211	172			60	1664	250			63	2301	328			61	3212	475	
1450	8.91	163	3513	194		154	4826	281	164		6674	366	166	9318		503				
1000		112	2423	194		106	3328	281	113		4603	366	115	6426		503				
500		56	1212	194		53	1664	281	56		2301	366	57	3213		503				
1450	10.1	144	3446	215		137	4653	306	146		6674	411	139	9317		600				
1000		99	2421	219		94	3269	311	101		4603	411	96	6426		600				
500		50	1212	219		47	1664	317	50		2301	411	48	3213		600				
1450	11.4	127	3051	216		120	4123	308	129		6517	452	131	9032		619				
1000		87	2144	220		83	2897	313	89		4579	461	90	6346		630				
500		44	1110	228		41	1499	324	45		2301	463	45	3213		638				
1450	13.1	111	2682	217		113	3871	309	114		5782	455	115	7998		623				
1000		76	1884	222		78	2720	314	79		4062	463	80	5620		634				
500		38	975	229		39	1408	325	39		2103	480	40	2909		657				
1450	14.1	103	2506	218		98	3389	311	100		5090	458	101	7027		626				
1000		71	1761	222		68	2381	317	69		3576	467	69	4939		638				
500		36	911	230		34	1233	328	34		1851	483	35	2557		661				
1450	15.1	96	2335	219		91	3159	312	86		4439	461	94	6569		629				
1000		66	1641	223		63	2220	318	60		3119	470	65	4615		641				
500		33	849	231		31	1149	329	30		1615	487	32	2389		663				
1450	17.8	82	2009	221		78	2719	314	80		4128	463	81	5687		634				
1000		56	1411	225		54	1910	320	55		2900	472	56	3996		646				
500		28	731	233		27	989	332	28		1501	488	28	2068		668				
1450	19.3	75	1855	222		71	2510	316	74		3825	465	74	5263		636				
1000		52	1302	226		49	1764	322	51		2689	474	51	3698		648				
500		26	674	234		25	912	333	25		1390	490	26	1915		671				
1450	23.3	62	1554	224		65	2302	317	62		3242	469	62	4458		642				
1000		43	1091	228		45	1618	323	43		2279	478	43	3132		654				
500		21	565	236		22	836	334	21		1180	495	21	1621		677				
1450	25.3	57	1434	225	53	1903	320	57	2988	471	55	3944	646							
1000		39	1006	229	37	1337	326	39	2100	480	38	2771	658							
500		20	521	237	18.4	693	338	20	1087	497	18.9	1434	681							
1450	28.8	50	1267	226	47	1686	322	51	2668	474	52	3720	648							
1000		35	889	230	32	1184	328	35	1875	483	36	2613	660							
500		17.4	462	239	16.2	614	340	17.4	970	500	17.8	1354	684							
1450	33.0	44	1116	228	44	1582	323	45	2367	477	45	3293	652							
1000		30	783	232	30	1115	330	31	1663	486	31	2313	664							
500		15.2	405	240	15.2	576	341	15.4	861	503	15.6	1198	688							
1450	35.4	41	1044	229	38	1388	326	39	2083	480	40	2897	657							
1000		28	757	241	26	1004	342	27	1511	505	27	2104	692							
500		14.1	379	241	13.2	502	342	13.4	756	505	13.6	1052	692							
1450	38.2	38	969	229	36	1293	327	34	1819	484	37	2705	659							
1000		26	683	234	24	908	333	23	1278	493	25	1900	671							
500		13.1	352	241	12.2	466	342	11.6	654	505	12.7	980	692							
1450	44.7	32	834	231	30	1114	330	31	1688	485	32	2342	664							
1000		22	588	236	21	783	336	22	1186	494	22	1647	677							
500		11.2	300	241	10.5	398	342	10.8	606	505	10.9	842	692							
1450	48.7	30	769	232	28	1027	331	29	1564	487	29	2170	667							
1000		21	542	237	19.2	721	337	20	1099	496	20	1523	679							
500		10.3	276	241	9.6	366	342	9.9	559	505	10.1	776	692							
1450	58.7	25	644	234	25	941	332	24	1328	492	25	1837	673							
1000		17.0	454	239	17.6	663	339	16.7	933	501	16.9	1290	685							
500		8.5	229	241	8.8	334	342	8.4	470	505	8.4	651	692							
1450	60.8	24	624	235	22	833	335	23	1242	493	23	1735	675							
1000		16.4	438	239	15.4	585	341	15.6	874	503	15.9	1226	692							
500		8.2	221	241	7.7	293	342	7.8	439	505	8.0	613	692							
1450	69.6	21	547	236	19.4	729	337	20	1095	497	20	1523	679							
1000		14.4	385	241	13.4	510	342	13.6	767	505	13.9	1071	692							
500		7.2	193	241	6.7	255	342	6.8	384	505	6.9	535	692							
1450	80.6	18.0	477	238	18.0	679	338	17.1	954	500	18.8	1424	682							
1000		12.4	333	241	12.4	474	342	11.8	664	505	12.9	997	692							
500		6.2	167	241	6.2	237	342	5.9	332	505	6.5	498	692							
1450	94.4	15.4	411	240	15.4	585	341	15.9	887	502	16.1	1233	687							
1000		10.6	284	241	10.6	404	342	10.9	615	505	11.1	857	692							
500		5.3	142	241	5.3	202	342	5.5	308	505	5.6	428	692							
1450	103	14.1	379	241	14.1	539	342	14.6	822	504	14.9	1142	690							
1000		9.7	261	241	9.7	371	342	10.1	568	505	10.2	790	692							
500		4.9	131	241	4.9	186	342	5.0	284	505	5.1	395	692							
1450	113	12.9	346	241	12.9	492	342	12.3	692	505	12.5	961	692							
1000		8.9	239	241	8.9	340	342	8.5	477	505	8.6	663	692							
500		4.4	119	241	4.5	170	342	4.2	239	505	4.3	331	692							
1450	124	11.7	314	241	11.7	447	342	11.2	629	505	11.3	873	692							
1000		8.1	217	241	8.1	309	342	7.7	434	505	7.8	602	692							
500		4.0	108	241	4.0	154	342	3.9	217	505	3.9	301	692							
1450	137*	10.6	284	241	10.6	404	342	10.1	568	505	10.2	788	692							
1000		7.3	196	241	7.3	279	342	7.0	392	505	7.1	544	692							
500		3.6	98	241	3.7	139	342	3.5	196	505	3.5	272	692							

Potenze termiche / Thermal power / Thermische Grenzleistung P<sub>TN</sub> [kW]

(senza raffreddamento / Without cooling / ohne Kühlung)

368

445

553

665

\* Nei rapporti contrassegnati non è disponibile la versione uscita con albero cavo "C"- "UB"- "B"- "CD".

\* Hollow output shaft "C"- "UB"- "B"- "CD" not available for ratios marked with this symbol.

\* Bei den gekennzeichneten Übersetzungsverhältnissen ist die Version "Abtrieb mit Hohlwelle" "C"- "UB"- "B"- "CD" nicht verfügbar.

## 1.9 Prestazioni riduttori RXP

## 1.9 RXP gear unit ratings

## 1.9 Leistungen der RXP-Getriebe

RX 800  110 <b>802</b>						135 <b>804</b>					200 <b>806</b>					280 <b>808</b>				
$n_{1-1}$ min	ir	$n_2$ min <sup>-1</sup>	P <sub>N</sub> kW	T <sub>N</sub> kNm	Fr <sub>2</sub> Fr <sub>1</sub> kN	ir	$n_2$ min <sup>-1</sup>	P <sub>N</sub> kW	T <sub>N</sub> kNm	Fr <sub>2</sub> Fr <sub>1</sub> kN	ir	$n_2$ min <sup>-1</sup>	P <sub>N</sub> kW	T <sub>N</sub> kNm	Fr <sub>2</sub> Fr <sub>1</sub> kN	ir	$n_2$ min <sup>-1</sup>	P <sub>N</sub> kW	T <sub>N</sub> kNm	Fr <sub>2</sub> Fr <sub>1</sub> kN
1450	31.6	45.9	15.1	2.9	11.5	31.6	45.8	20.8	4.0	15.5	32.6	44.4	35.8	7.1	20	30.9	46.9	50.1	9.4	36
1000		31.7	10.4	2.9	0.5		31.6	14.4	4.0	0.5		32.6	30.7	24.7	7.1		0.8	30.9	32.4	34.5
1450	35.5	40.9	14.8	3.2	11.5	35.5	40.8	19.5	4.2	15.5	35.5	40.8	33.4	7.2	20	34.7	41.8	44.6	9.4	36
1000		28.2	10.2	3.2	0.5		28.1	13.4	4.2	0.5		35.5	28.2	23.0	7.2		0.8	34.7	28.8	30.7
1450	40.1	36.2	14.0	3.4	11.5	38.1	38.1	19.0	4.4	15.5	42.3	34.3	28.0	7.2	20	39.2	37.0	40.3	9.6	36
1000		24.9	9.6	3.4	0.5		26.3	13.1	4.4	0.5		42.3	23.6	19.3	7.2		0.8	39.2	25.5	27.8
1450	45.6	31.8	12.6	3.5	11.5	42.8	33.9	17.7	4.6	15.5	44.9	32.3	26.4	7.2	20	46.7	31.0	36.6	10.4	36
1000		21.9	8.7	3.5	0.5		23.4	12.2	4.6	0.5		44.9	22.3	18.2	7.2		0.8	46.7	21.4	25.3
1450	52.2	27.8	11.0	3.5	11.5	48.3	30.0	17.0	5.0	15.5	50.8	28.6	23.7	7.3	20	49.8	29.1	34.4	10.4	36
1000		19.2	7.6	3.5	0.5		20.7	11.8	5.0	0.5		50.8	19.7	16.3	7.3		0.8	49.8	20.1	23.7
1450	56.1	25.9	10.3	3.5	11.5	54.9	26.4	15.0	5.0	15.5	57.8	25.1	20.8	7.3	20	56.8	25.5	30.5	10.5	36
1000		17.8	7.1	3.5	0.5		18.2	10.3	5.0	0.5		57.8	17.3	14.3	7.3		0.8	56.8	17.6	21.0
1450	60.4	24.0	9.5	3.5	11.5	67.4	21.5	12.2	5.0	15.5	61.9	23.4	19.7	7.4	20	60.8	23.8	28.4	10.5	36
1000		16.6	6.6	3.5	0.5		14.8	8.4	5.0	0.5		61.9	16.2	13.6	7.4		0.8	60.8	16.4	19.6
1450	70.8	20.5	8.1	3.5	11.5	72.6	20.0	11.3	5.0	15.5	71.5	20.3	17.0	7.4	20	70.4	20.6	24.8	10.6	36
1000		14.1	5.6	3.5	0.5		13.8	7.8	5.0	0.5		71.5	14.0	11.8	7.4		0.8	70.4	14.2	17.1
1450	84.3	17.2	6.8	3.5	11.5	85.0	17.1	9.7	5.0	15.5	84.9	17.1	14.3	7.4	20	82.4	17.6	21.4	10.7	36
1000		11.9	4.7	3.5	0.5		11.8	6.7	5.0	0.5		84.9	11.8	9.9	7.4		0.8	82.4	12.1	14.7
1450	94.4	15.4	6.1	3.5	11.5	92.6	15.7	8.9	5.0	15.5	91.0	15.9	13.6	7.5	20	90.7	16.0	19.4	10.7	36
1000		10.6	4.2	3.5	0.5		10.8	6.1	5.0	0.5		91.0	11.0	9.4	7.5		0.8	90.7	11.0	13.4
1450	103	14.1	5.6	3.5	11.5	101	14.3	8.1	5.0	15.5	100	14.5	12.3	7.5	20	98	14.8	17.9	10.7	36
1000		9.7	3.9	3.5	0.5		9.9	5.6	5.0	0.5		100	10.0	8.5	7.5		0.8	98	10.2	12.4
1450	113	12.9	5.1	3.5	11.5	113	12.9	7.3	5.0	15.5	109	13.3	11.3	7.5	20	108	13.4	16.4	10.8	36
1000		8.9	3.5	3.5	0.5		8.9	5.0	5.0	0.5		109	9.1	7.8	7.5		0.8	108	9.2	11.3
1450	122	11.9	4.7	3.5	11.5	128	11.3	6.4	5.0	15.5	124	11.7	9.9	7.5	20	123	11.7	14.4	10.8	36
1000		8.2	3.3	3.5	0.5		7.8	4.4	5.0	0.5		124	8.1	6.9	7.5		0.8	123	8.1	9.9
1450	141	10.3	4.1	3.5	11.5	137	10.6	6.0	5.0	15.5	140	10.4	8.8	7.5	20	131	11.1	13.6	10.8	36
1000		7.1	2.8	3.5	0.5		7.3	4.1	5.0	0.5		140	7.2	6.1	7.5		0.8	131	7.6	9.3
1450	157	9.3	3.7	3.5	11.5	165	8.8	5.0	5.0	15.5	159	9.1	7.8	7.5	20	156	9.3	11.4	10.8	36
1000		6.4	2.5	3.5	0.5		6.1	3.4	5.0	0.5		159	6.3	5.4	7.5		0.8	156	6.4	7.8
1450	171	8.5	3.4	3.5	11.5	176	8.2	4.7	5.0	15.5	170	8.5	7.2	7.5	20	177	8.2	10.0	10.8	36
1000		5.8	2.3	3.5	0.5		5.7	3.2	5.0	0.5		170	5.9	5.0	7.5		0.8	177	5.6	6.9
1450	198	7.3	2.9	3.5	11.5	202	7.2	4.1	5.0	15.5	197	7.4	6.3	7.5	20	191	7.6	9.3	10.8	36
1000		5.0	2.0	3.5	0.5		4.9	2.8	5.0	0.5		197	5.1	4.3	7.5		0.8	191	5.2	6.4
1450	228	6.3	2.5	3.5	11.5	218	6.7	3.8	5.0	15.5	229	6.3	5.4	7.5	20	227	6.4	7.8	10.8	36
1000		4.4	1.7	3.5	0.5		4.6	2.6	5.0	0.5		229	4.4	3.7	7.5		0.8	227	4.4	5.4
1450	245	5.9	2.3	3.5	11.5	255	5.7	3.2	5.0	15.5	250	5.8	4.9	7.5	20	247	5.9	7.2	10.8	36
1000		4.1	1.6	3.5	0.5		3.9	2.2	5.0	0.5		250	4.0	3.4	7.5		0.8	247	4.0	5.0
1450	264	5.5	2.2	3.5	11.5	270	5.4	3.1	5.0	15.5	267	5.4	4.6	7.5	20	270	5.4	6.6	10.8	36
1000		3.8	1.5	3.5	0.5		3.7	2.1	5.0	0.5		267	3.7	3.2	7.5		0.8	270	3.7	4.5
1450	279	5.2	2.1	3.5	11.5	290	5.0	2.8	5.0	15.5	276	5.3	4.5	7.5	20	288	5.0	6.2	10.8	36
1000		3.6	1.4	3.5	0.5		3.4	2.0	5.0	0.5		276	3.6	3.1	7.5		0.8	288	3.5	4.3
1450	299	4.8	1.9	3.5	11.5	304	4.8	2.7	5.0	15.5	301	4.8	4.1	7.5	20	298	4.9	6.0	10.8	36
1000		3.3	1.3	3.5	0.5		3.3	1.9	5.0	0.5		301	3.3	2.8	7.5		0.8	298	3.4	4.1
1450	322	4.5	1.8	3.5	11.5	314	4.6	2.6	5.0	15.5	331	4.4	3.7	7.5	20	315	4.6	5.7	10.8	36
1000		3.1	1.2	3.5	0.5		3.2	1.8	5.0	0.5		331	3.0	2.6	7.5		0.8	315	3.2	3.9
1450	337	4.3	1.7	3.5	11.5	340	4.3	2.4	5.0	15.5	347	4.2	3.6	7.5	20	343	4.2	5.2	10.8	36
1000		3.0	1.2	3.5	0.5		2.9	1.7	5.0	0.5		347	2.9	2.5	7.5		0.8	343	2.9	3.6
1450	378	3.8	1.5	3.5	11.5	370	3.9	2.2	5.0	15.5	382	3.8	3.2	7.5	20	375	3.9	4.7	10.8	36
1000		2.6	1.1	3.5	0.5		2.7	1.5	5.0	0.5		382	2.6	2.2	7.5		0.8	375	2.7	3.3
1450	411	3.5	1.4	3.5	11.5	411	3.5	2.0	5.0	15.5	418	3.5	3.0	7.5	20	422	3.4	4.2	10.8	36
1000		2.4	1.0	3.5	0.5		2.4	1.4	5.0	0.5		418	2.4	2.0	7.5		0.8	422	2.4	2.9
1450	450	3.2	1.3	3.5	11.5	482	3.0	1.7	5.0	15.5	460	3.2	2.7	7.5	20	460	3.2	3.9	10.8	36
1000		2.2	0.9	3.5	0.5		2.1	1.2	5.0	0.5		460	2.2	1.9	7.5		0.8	460	2.2	2.7
1450	535	2.7	1.1	3.5	11.5	525	2.8	1.6	5.0	15.5	513	2.8	2.4	7.5	20	503	2.9	3.5	10.8	36
1000		1.9	0.7	3.5	0.5		1.9	1.1	5.0	0.5		513	1.9	1.7	7.5		0.8	503	2.0	2.4
1450	583	2.5	1.0	3.5	11.5	574	2.5	1.4	5.0	15.5	561	2.6	2.2	7.5	20	554	2.6	3.2	10.8	36
1000		1.7	0.7	3.5	0.5		1.7	1.0	5.0	0.5		561	1.8	1.5	7.5		0.8	554	1.8	2.2
1450	638	2.3	0.9	3.5	11.5	635	2.3	1.3	5.0	15.5	617	2.4	2.0	7.5	20	609	2.4	2.9	10.8	36
1000		1.6	0.6	3.5	0.5		1.6	0.9	5.0	0.5		617	1.6	1.4	7.5		0.8	609	1.6	2.0
1450	706	2.1	0.8	3.5	11.5	697	2.1	1.2	5.0	15.5	676	2.1	1.7	6.8	20	668	2.2	2.6	10.5	36
1000		1.4	0.6	3.5	0.5		1.4	0.8	5.0	0.5		676	1.5	1.1	6.8		0.8	668	1.5	1.8

Potenze termiche / Thermal power / Thermische Grenzleistung P<sub>TN</sub> [kW]  
(senza raffreddamento / Without cooling / ohne Kühlung)

17

21

27

34

1.9 Prestazioni riduttori RXP

1.9 RXP gear unit ratings

1.9 Leistungen der RXP-Getriebe

RX 800  390 <b>810</b>						550 <b>812</b>					770 <b>814</b>					1060 <b>816</b>				
$n_{1-1}$ min	ir	$n_2$ min <sup>-1</sup>	$P_N$ kW	$T_N$ kNm	$Fr_2$ $Fr_1$ kN	ir	$n_2$ min <sup>-1</sup>	$P_N$ kW	$T_N$ kNm	$Fr_2$ $Fr_1$ kN	ir	$n_2$ min <sup>-1</sup>	$P_N$ kW	$T_N$ kNm	$Fr_2$ $Fr_1$ kN	ir	$n_2$ min <sup>-1</sup>	$P_N$ kW	$T_N$ kNm	$Fr_2$ $Fr_1$ kN
1450	33.3	43.5	56.8	11.5	46	35.0	41.5	70.6	15.0	51	34.6	42.0	123.9	26.0	60	34.6	41.9	166.4	35.0	72
1000		30.0	39.2	11.5	1.3		28.6	48.7	15.0	1.3		28.9	85.4	26.0	1.9		28.9	114.8	35.0	1.9
1450	39.7	36.6	51.9	12.5	46	39.3	36.9	75.4	18.0	51	38.8	37.3	114.4	27.0	60	38.9	37.3	152.4	36.0	72
1000		25.2	35.8	12.5	1.3		25.4	52.0	18.0	1.3		25.7	78.9	27.0	1.9		25.7	105.1	36.0	1.9
1450	44.8	32.4	51.8	14.1	46	44.4	32.6	75.2	20.3	51	43.9	33.1	105.1	28.0	60	43.9	33.0	138.8	37.0	72
1000		22.3	35.7	14.1	1.3		22.5	51.9	20.3	1.3		22.8	72.5	28.0	1.9		22.8	95.7	37.0	1.9
1450	49.0	29.6	47.7	14.2	46	50.5	28.7	68.8	21.1	51	49.9	29.1	98.7	29.9	60	49.8	29.1	125.5	38.0	72
1000		20.4	32.9	14.2	1.3		19.8	47.5	21.1	1.3		20.1	68.1	29.9	1.9		20.1	86.5	38.0	1.9
1450	54.4	26.6	42.9	14.2	46	57.8	25.1	60.4	21.2	51	57.1	25.4	86.2	29.9	60	53.3	27.2	120.5	39.0	72
1000		18.4	29.6	14.2	1.3		17.3	41.6	21.2	1.3		17.5	59.4	29.9	1.9		17.5	83.1	39.0	1.9
1450	63.8	22.7	37.2	14.4	46	62.1	23.3	56.5	21.3	51	61.3	23.6	80.2	29.9	60	61.3	23.7	107.5	40.0	72
1000		15.7	25.6	14.4	1.3		16.1	38.9	21.3	1.3		16.3	55.3	29.9	1.9		16.3	74.1	40.0	1.9
1450	73.8	19.7	32.1	14.4	46	72.3	20.1	48.7	21.4	51	66.1	21.9	74.5	29.9	60	66.0	22.0	102.3	41.0	72
1000		13.6	22.2	14.4	1.3		13.8	33.6	21.4	1.3		15.1	51.4	29.9	1.9		15.2	70.6	41.0	1.9
1450	79.7	18.2	29.7	14.4	46	78.4	18.5	45.4	21.6	51	77.4	18.7	63.6	29.9	60	77.3	18.8	89.5	42.0	72
1000		12.5	20.5	14.4	1.3		12.8	31.3	21.6	1.3		12.9	43.8	29.9	1.9		12.9	61.7	42.0	1.9
1450	86.5	16.8	27.8	14.6	46	93.9	15.4	38.0	21.7	51	92.8	15.6	53.0	29.9	60	92.6	15.7	75.9	42.7	72
1000		11.6	19.2	14.6	1.3		10.6	26.2	21.7	1.3		10.8	36.6	29.9	1.9		10.8	52.4	42.7	1.9
1450	95.1	15.2	25.4	14.7	46	102.8	14.1	34.9	21.8	51	101.5	14.3	48.5	29.9	60	101.3	14.3	69.4	42.7	72
1000		10.5	17.6	14.7	1.3		9.7	24.1	21.8	1.3		9.8	33.4	29.9	1.9		9.9	47.9	42.7	1.9
1450	103	14.1	23.6	14.8	46	113.9	12.7	31.5	21.8	51	112.5	12.9	43.8	29.9	60	112.2	12.9	62.6	42.7	72
1000		9.7	16.3	14.8	1.3		8.8	21.7	21.8	1.3		8.9	30.2	29.9	1.9		8.9	43.2	42.7	1.9
1450	113	12.8	21.5	14.8	46	125.2	11.6	28.8	21.9	51	131.6	11.0	37.4	29.9	60	122.8	11.8	57.3	42.7	72
1000		8.8	14.8	14.8	1.3		8.0	19.9	21.9	1.3		7.6	25.8	29.9	1.9		8.1	39.5	42.7	1.9
1450	126	11.5	19.3	14.8	46	134.5	10.8	26.8	21.9	51	141.4	10.3	34.8	29.9	60	141.2	10.3	49.8	42.7	72
1000		7.9	13.3	14.8	1.3		7.4	18.5	21.9	1.3		7.1	24.0	29.9	1.9		7.1	34.3	42.7	1.9
1450	138	10.5	17.6	14.8	46	156.5	9.3	23.0	21.9	51	152.3	9.5	32.3	29.9	60	152.0	9.5	46.2	42.7	72
1000		7.2	12.2	14.8	1.3		6.4	15.9	21.9	1.3		6.6	22.3	29.9	1.9		6.6	31.9	42.7	1.9
1450	160	9.1	15.2	14.8	46	169.7	8.5	21.2	21.9	51	178.4	8.1	27.6	29.9	60	178.0	8.1	39.5	42.7	72
1000		6.3	10.5	14.8	1.3		5.9	14.6	21.9	1.3		5.6	19.0	29.9	1.9		5.6	27.2	42.7	1.9
1450	187	7.7	13.0	14.8	46	202.3	7.2	17.8	21.9	51	194.3	7.5	25.3	29.9	60	193.8	7.5	36.3	42.7	72
1000		5.3	9.0	14.8	1.3		4.9	12.3	21.9	1.3		5.1	17.5	29.9	1.9		5.2	25.0	42.7	1.9
1450	204	7.1	11.9	14.8	46	227.1	6.4	15.9	21.9	51	212.6	6.8	23.2	29.9	60	212.1	6.8	33.1	42.7	72
1000		4.9	8.2	14.8	1.3		4.4	10.9	21.9	1.3		4.7	16.0	29.9	1.9		4.7	22.9	42.7	1.9
1450	223	6.5	10.9	14.8	46	248.5	5.8	14.5	21.9	51	234.0	6.2	21.0	29.9	60	233.4	6.2	30.1	42.7	72
1000		4.5	7.5	14.8	1.3		4.0	10.0	21.9	1.3		4.3	14.5	29.9	1.9		4.3	20.8	42.7	1.9
1450	230	6.3	10.6	14.8	46	273.5	5.3	13.2	21.9	51	259.2	5.6	19.0	29.9	60	258.2	5.6	27.2	42.7	72
1000		4.3	7.3	14.8	1.3		3.7	9.1	21.9	1.3		3.9	13.1	29.9	1.9		3.9	18.8	42.7	1.9
1450	251	5.8	9.7	14.8	46	285.8	5.1	12.6	21.9	51	276.8	5.2	17.8	29.9	60	276.5	5.2	25.4	42.7	72
1000		4.0	6.7	14.8	1.3		3.5	8.7	21.9	1.3		3.6	12.3	29.9	1.9		3.6	17.5	42.7	1.9
1450	274	5.3	8.9	14.8	46	306.9	4.7	11.7	21.9	51	297.3	4.9	16.6	29.9	60	296.9	4.9	23.7	42.7	72
1000		3.6	6.1	14.8	1.3		3.3	8.1	21.9	1.3		3.4	11.4	29.9	1.9		3.4	16.3	42.7	1.9
1450	288	5.0	8.5	14.8	46	337.8	4.3	10.7	21.9	51	327.2	4.4	15.0	29.9	60	326.8	4.4	21.5	42.7	72
1000		3.5	5.8	14.8	1.3		3.0	7.4	21.9	1.3		3.1	10.4	29.9	1.9		3.1	14.8	42.7	1.9
1450	302	4.8	8.1	14.8	46	357.2	4.1	10.1	21.9	51	352.4	4.1	14.0	29.9	60	351.9	4.1	20.0	42.7	72
1000		3.3	5.6	14.8	1.3		2.8	7.0	21.9	1.3		2.8	9.6	29.9	1.9		2.8	13.8	42.7	1.9
1450	333	4.3	7.3	14.8	46	387.4	3.7	9.3	21.9	51	375.2	3.9	13.1	29.9	60	374.4	3.9	18.8	42.7	72
1000		3.0	5.0	14.8	1.3		2.6	6.4	21.9	1.3		2.7	9.0	29.9	1.9		2.7	12.9	42.7	1.9
1450	360	4.0	6.8	14.8	46	421.8	3.4	8.5	21.9	51	408.6	3.5	12.0	29.9	60	407.6	3.6	17.2	42.7	72
1000		2.8	4.7	14.8	1.3		2.4	5.9	21.9	1.3		2.4	8.3	29.9	1.9		2.5	11.9	42.7	1.9
1450	391	3.7	6.2	14.8	46	461.6	3.1	7.8	21.9	51	447.1	3.2	11.0	29.9	60	446.0	3.3	15.8	42.7	72
1000		2.6	4.3	14.8	1.3		2.2	5.4	21.9	1.3		2.2	7.6	29.9	1.9		2.2	10.9	42.7	1.9
1450	427	3.4	5.7	14.8	46	508.0	2.9	7.1	21.9	51	492.1	2.9	10.0	29.9	60	490.8	3.0	14.3	42.7	72
1000		2.3	3.9	14.8	1.3		2.0	4.9	21.9	1.3		2.0	6.9	29.9	1.9		2.0	9.9	42.7	1.9
1450	465	3.1	5.2	14.8	46	562.9	2.6	6.4	21.9	51	545.2	2.7	9.0	29.9	60	543.8	2.7	12.9	42.7	72
1000		2.1	3.6	14.8	1.3		1.8	4.4	21.9	1.3		1.8	6.2	29.9	1.9		1.8	8.9	42.7	1.9
1450	509	2.8	4.8	14.8	46	624.1	2.3	5.8	21.9	51	607.5	2.4	8.1	29.9	60	606.1	2.4	11.6	42.7	72
1000		2.0	3.3	14.8	1.3		1.6	4.0	21.9	1.3		1.6	5.6	29.9	1.9		1.6	8.0	42.7	1.9
1450	560	2.6	4.4	14.8	46						664.8	2.2	7.4	29.9	60	663.0	2.2	10.6	42.7	72
1000		1.8	3.0	14.8	1.3							1.5	5.1	29.9	1.9		1.5	7.3	42.7	1.9
1450	620	2.3	3.9	14.8	46															
1000		1.6	2.7	14.8	1.3															
1450	687	2.3	3.9	14.8	46															
1000		1.6	2.7	14.8	1.3															

Potenze termiche / Thermal power / Thermische Grenzleistung  $P_{TN}$  [kW]  
(senza raffreddamento / Without cooling / ohne Kühlung)

43

53





68

84

## 1.9 Prestazioni riduttori RXP

## 1.9 RXP gear unit ratings

## 1.9 Leistungen der RXP-Getriebe

RX 800  G-1460 A-1524 <b>818</b>						 G-2030 A-2204 <b>820</b>					 G-2880 A-3030 <b>822</b>					 G-3965 A-4100 <b>824</b>				
$n_{1-1}$ min	ir	$n_2$ min <sup>-1</sup>	P <sub>N</sub> kW	T <sub>N</sub> kNm	$\frac{Fr_2}{Fr_1}$ kN	ir	$n_2$ min <sup>-1</sup>	P <sub>N</sub> kW	T <sub>N</sub> kNm	$\frac{Fr_2}{Fr_1}$ kN	ir	$n_2$ min <sup>-1</sup>	P <sub>N</sub> kW	T <sub>N</sub> kNm	$\frac{Fr_2}{Fr_1}$ kN	ir	$n_2$ min <sup>-1</sup>	P <sub>N</sub> kW	T <sub>N</sub> kNm	$\frac{Fr_2}{Fr_1}$ kN
1450	136	10.7	75	63.2	100 12	128	11.3	109	86.8	150 14	124	11.7	154	119	188 *	121	12.0	237	177	219 *
1000		7.4	52	63.2			7.8	75	86.8			8.0	106	119			8.3	163	177	
500		3.7	26	63.2			3.9	38	86.8			4.0	53	119			4.1	82	177	
1450	147	9.9	70	63.2	100 12	139	10.4	101	86.8	150 14	145	10.0	133	119	188 *	142	10.2	202	177	219 *
1000		6.8	48	63.2			7.2	70	86.8			6.9	91	119			7.1	139	177	
500		3.4	24	63.2			3.6	35	86.8			3.5	46	119			3.5	70	177	
1450	173	8.4	59	63.2	100 12	166	8.7	85	86.8	150 14	157	9.2	122	119	188 *	154	9.4	186	177	219 *
1000		5.8	41	63.2			6.0	58	86.8			6.4	84	119			6.5	128	177	
500		2.9	20	63.2			3.0	29	86.8			3.2	42	119			3.2	64	177	
1450	189	7.7	54	63.2	100 12	182	8.0	77	86.8	150 14	187	7.8	103	119	188 *	186	7.8	154	177	219 *
1000		5.3	37	63.2			5.5	53	86.8			5.3	71	119			5.4	106	177	
500		2.6	18.6	63.2			2.7	27	86.8			2.7	35	119			2.7	53	177	
1450	195	7.4	52	63.2	100 12	209	6.9	67	86.8	150 14	206	7.0	93	119	188 *	195	7.4	147	177	219 *
1000		5.1	36	63.2			4.8	46	86.8			4.9	64	119			5.1	101	177	
500		2.6	18.0	63.2			2.4	23	86.8			2.4	32	119			2.6	51	177	
1450	209	6.9	49	63.2	100 12	244	5.9	58	86.8	150 14	231	6.3	83	119	188 *	229	6.3	125	177	219 *
1000		4.8	34	63.2			4.1	40	86.8			4.3	57	119			4.4	86	177	
500		2.4	16.8	63.2			2.1	20	86.8			2.2	29	119			2.2	43	177	
1450	241	6.0	42	63.2	100 12	264	5.5	53	86.8	150 14	251	5.8	76	119	188 *	249	5.8	115	177	219 +
1000		4.1	29	63.2			3.8	37	86.8			4.0	53	119			4.0	79	177	
500		2.1	14.6	63.2			1.9	18.3	86.8			2.0	26	119			2.0	40	177	
1450	261	5.6	39	63.2	100 12	288	5.0	49	86.8	150 14	275	5.3	70	119	188 *	272	5.3	105	177	219 +
1000		3.8	27	63.2			3.5	34	86.8			3.6	48	119			3.7	72	177	
500		1.9	13.5	63.2			1.7	16.8	86.8			1.8	24	119			1.8	36	177	
1450	307	4.7	33	63.2	100 12	315	4.6	45	86.8	150 14	302	4.8	63	119	188 *	315	4.6	91	177	219 +
1000		3.3	23	63.2			3.2	31	86.8			3.3	44	119			3.2	63	177	
500		1.6	11.5	63.2			1.6	15.3	86.8			1.7	22	119			1.6	31	177	
1450	336	4.3	30	63.2	100 12	358	4.0	39	86.8	150 14	344	4.2	56	119	188 *	341	4.3	84	177	219 *
1000		3.0	21	63.2			2.8	27	86.8			2.9	38	119			2.9	58	177	
500		1.5	10.5	63.2			1.4	13.5	86.8			1.5	19.2	119			1.5	29	177	
1450	382	3.8	27	63.2	100 12	413	3.5	34	86.8	150 14	406	3.6	47	119	188 *	402	3.6	71	177	219 *
1000		2.6	18.4	63.2			2.4	23	86.8			2.5	33	119			2.5	49	177	
500		1.3	9.2	63.2			1.2	11.7	86.8			1.2	16.3	119			1.2	25	177	
1450	409	3.5	25	63.2	100 12	480	3.0	29	86.8	150 14	444	3.3	43	119	188 *	440	3.3	65	177	219 +
1000		2.4	17.2	63.2			2.1	20	86.8			2.3	30	119			2.3	45	177	
500		1.2	8.6	63.2			1.0	10.1	86.8			1.1	14.9	119			1.1	22	177	
1450	472	3.1	22	63.2	100 12	521	2.8	27	86.8	150 14	489	3.0	39	119	188 *	484	3.0	59	177	219 +
1000		2.1	14.9	63.2			1.9	18.6	86.8			2.0	27	119			2.1	41	177	
500		1.1	7.5	63.2			0.96	9.3	86.8			1.0	13.5	119			1.0	20	177	
1450	510	2.8	20	63.2	100 12	567	2.6	25	86.8	150 14	540	2.7	35	119	188 *	537	2.7	53	177	219 +
1000		2.0	13.8	63.2			1.8	17.1	86.8			1.9	24	119			1.9	37	177	
500		1.0	6.9	63.2			0.88	8.5	86.8			0.93	12.2	119			0.93	18.4	177	
1450	601	2.4	17.0	63.2	100 12	620	2.3	23	86.8	150 14	651	2.2	29	119	188 *	654	2.2	44	177	219 *
1000		1.7	11.7	63.2			1.6	15.6	86.8			1.5	20	119			1.5	30	177	
500		0.83	5.9	63.2			0.81	7.8	86.8			0.77	10.2	119			0.76	15.1	177	
1450	658	2.2	15.5	63.2	100 12	680	2.1	21	86.8	150 14	721	2.0	27	119	188 *	720	2.0	40	177	219 *
1000		1.5	10.7	63.2			1.5	14.2	86.8			1.4	18.3	119			1.4	27	177	
500		0.76	5.4	63.2			0.74	7.1	86.8			0.69	9.2	119			0.69	13.7	177	
1450	721	2.0	14.2	63.2	100 12						793	1.8	24	119	188 *					
1000		1.4	9.8	63.2									1.3	16.7		119				
500		0.69	4.9	63.2									0.63	8.3		119				

Potenze termiche / Thermal power / Thermische Grenzleistung P<sub>tN</sub> [kW]  
(senza raffreddamento / Without cooling / ohne Kühlung)

101

127

156





195

\* A richiesta / On request / Auf Anfrage

1.9 Prestazioni riduttori RXP

1.9 RXP gear unit ratings

1.9 Leistungen der RXP-Getriebe

RX 800  G-5210 A-5200 <b>826</b>						 7300 <b>828</b>					 10800 <b>830</b>					 14300 <b>832</b>					
$n_{1_1}$ min	ir	$n_2$ min <sup>-1</sup>	P <sub>N</sub> kW	T <sub>N</sub> kNm	$\frac{Fr_2}{Fr_1}$ kN	ir	$n_2$ min <sup>-1</sup>	P <sub>N</sub> kW	T <sub>N</sub> kNm	$\frac{Fr_2}{Fr_1}$ kN	ir	$n_2$ min <sup>-1</sup>	P <sub>N</sub> kW	T <sub>N</sub> kNm	$\frac{Fr_2}{Fr_1}$ kN	ir	$n_2$ min <sup>-1</sup>	P <sub>N</sub> kW	T <sub>N</sub> kNm	$\frac{Fr_2}{Fr_1}$ kN	
1450	123	11.8	317	241	250*	125	11.6	443	342	280*	136	10.7	601	505	360*	118	12.3	947	692	460*	
1000		8.1	219	241			8.0	306	342			7.4	414	505			8.5	653	692		
500		4.1	109	241			4.0	153	342			3.7	207	505			4.2	327	692		
1450	144	10.1	271	241	250*	146	9.9	378	342	280*	147	9.9	557	505	360*	137	10.6	814	692	460*	
1000		7.0	187	241			6.8	261	342			6.8	384	505			7.3	561	692		
500		3.5	93	241			3.4	130	342			3.4	192	505			3.6	281	692		
1450	157	9.3	249	241	250*	159	9.1	348	342	280*	159	9.1	514	505	360*	162	8.9	689	692	460*	
1000		6.4	171	241			6.3	240	342			6.3	354	505			6.2	475	692		
500		3.2	86	241			3.1	120	342			3.1	177	505			3.1	238	692		
1450	189	7.7	206	241	250*	174	8.3	318	342	280*	189	7.7	432	505	360*	178	8.2	630	692	460*	
1000		5.3	142	241			5.8	219	342			5.3	298	505			5.6	434	692		
500		2.7	71	241			2.9	110	342			2.6	149	505			2.8	217	692		
1450	198	7.3	196	241	250*	201	7.2	274	342	280*	202	7.2	403	505	360*	203	7.2	552	692	460*	
1000		5.0	135	241			5.0	189	342			4.9	278	505			4.9	381	692		
500		2.5	68	241			2.5	95	342			2.5	139	505			2.5	190	692		
1450	232	6.2	168	241	250*	236	6.1	234	342	280*	231	6.3	352	505	360*	220	6.6	509	692	460*	
1000		4.3	116	241			4.2	162	342			4.3	243	505			4.6	351	692		
500		2.2	58	241			2.1	81	342			2.2	122	505			2.3	176	692		
1450	253	5.7	154	241	250*	257	5.6	215	342	280*	267	5.4	305	505	360*	239	6.1	467	692	460*	
1000		4.0	106	241			3.9	148	342			3.7	210	505			4.2	322	692		
500		2.0	53	241			1.9	74	342			1.9	105	505			2.1	161	692		
1450	277	5.2	141	241	250*	281	5.2	197	342	280*	289	5.0	283	505	360*	288	5.0	388	692	460*	
1000		3.6	97	241			3.6	136	342			3.5	195	505			3.5	268	692		
500		1.8	48	241			1.8	68	342			1.7	97	505			1.7	134	692		
1450	320	4.5	122	241	250*	309	4.7	179	342	280*	313	4.6	261	505	360*	327	4.4	342	692	460*	
1000		3.1	84	241			3.2	123	342			3.2	180	505			3.1	236	692		
500		1.6	42	241			1.6	62	342			1.6	90	505			1.5	118	692		
1450	346	4.2	113	241	250*	348	4.2	159	342	280*	372	3.9	219	505	360*	355	4.1	315	692	460*	
1000		2.9	78	241			2.9	110	342			2.7	151	505			2.8	217	692		
500		1.4	39	241			1.4	55	342			1.3	76	505			1.4	109	692		
1450	409	3.5	95	241	250*	414	3.5	133	342	280*	409	3.5	199	505	360*	386	3.8	289	692	460*	
1000		2.4	66	241			2.4	92	342			2.4	137	505			2.6	200	692		
500		1.2	33	241			1.2	46	342			1.2	69	505			1.3	100	692		
1450	447	3.2	87	241	250*	456	3.2	121	342	280*	453	3.2	180	505	360*	465	3.1	240	692	460*	
1000		2.2	60	241			2.2	84	342			2.2	124	505			2.1	166	692		
500		1.1	30	241			1.1	42	342			1.1	62	505			1.1	83	692		
1450	492	2.9	79	241	250*	505	2.9	109	342	280*	510	2.8	160	505	360*	515	2.8	217	692	460*	
1000		2.0	55	241			2.0	75	342			2.0	110	505			1.9	150	692		
500		1.0	27	241			1.0	38	342			1.0	55	505			1.0	75	692		
1450	545	2.7	71	241	250*	556	2.6	99	342	280*	553	2.6	147	505	360*	564	2.6	198	692	460*	
1000		1.8	49	241			1.8	69	342			1.8	102	505			1.8	137	692		
500		0.92	25	241			0.90	34	342			0.90	51	505			0.89	68	692		
1450	665	2.2	59	241	250*	673	2.2	82	342	280*	658	2.2	124	505	360*	620	2.3	180	692	460*	
1000		1.5	40	241			1.5	57	342			1.5	85	505			1.6	124	692		
500		0.75	20	241			0.74	28	342			0.76	43	505			0.81	62	692		
1450	732	2.0	53	241	250*	741	2.0	75	342	280*	724	2.0	113	505	360*	687	2.1	163	692	460*	
1000		1.4	37	241			1.3	51	342			1.4	78	505			1.5	112	692		
500		0.68	18.3	241			0.67	26	342			0.69	39	505			0.73	56	692		
1450											801	1.8	102	505	360*						
1000																		1.2	70		505
500																		0.62	35		505

Potenze termiche / Thermal power / Thermische Grenzleistung P<sub>IN</sub> [kW]

(senza raffreddamento / Without cooling / ohne Kühlung)

	236	289	365	440
--	-----	-----	-----	-----

\* A richiesta / On request / Auf Anfrage

1.10 Momenti d'inerzia

1.10 Moments of inertia

1.10 Trägheitsmomente

RX 700 Series		RXP1 -RXP2 - RXP3				
		704	708	712	716	720
ir	-	A richiesta On request Auf Anfrage				
J1	kgm <sup>2</sup>					

RX 800 Series		RXP1											
		802	804	806	808	810	812	814	816	818	820	822	824
ir	—	1.14	1.11	1.11	1.17	1.17	1.20	1.14	1.11	1.11	1.17	1.17	1.20
J1	kgm <sup>2</sup>	0.0182	0.0323	0.0565	0.0996	0.1755	0.3093	0.5450	0.9605	1.6927	2.9832	5.2574	9.2662
ir	—	1.26	1.24	1.24	1.30	1.30	1.33	1.26	1.24	1.24	1.30	1.30	1.33
J1	kgm <sup>2</sup>	0.0164	0.0289	0.0509	0.0897	0.1581	0.2786	0.4910	0.8653	1.5250	2.6876	4.7364	8.3479
ir	—	1.39	1.38	1.38	1.45	1.45	1.48	1.39	1.38	1.38	1.45	1.45	1.48
J1	kgm <sup>2</sup>	0.0148	0.0240	0.0459	0.0808	0.1424	0.2510	0.4423	0.7796	1.3790	2.4212	4.2670	7.5206
ir	—	1.55	1.53	1.53	1.62	1.62	1.66	1.63	1.53	1.53	1.62	1.62	1.66
J1	kgm <sup>2</sup>	0.0140	0.0232	0.0409	0.0722	0.1272	0.2241	0.3950	0.6960	1.2267	2.1618	3.8099	6.7149
ir	—	1.82	1.82	1.71	1.81	1.82	1.85	1.82	1.82	1.71	1.82	1.82	1.85
J1	kgm <sup>2</sup>	0.0118	0.0206	0.0366	0.0644	0.1135	0.2001	0.3526	0.6215	1.0952	1.9302	3.4017	5.9955
ir	—	2.16	2.04	2.04	2.04	2.04	2.08	2.04	2.04	2.04	2.04	2.04	2.08
J1	kgm <sup>2</sup>	0.0100	0.0185	0.0326	0.0575	0.1014	0.1787	0.3149	0.5549	0.9779	1.7234	3.0372	5.3531
ir	—	2.29	2.30	2.30	2.30	2.30	2.35	2.29	2.30	2.30	2.30	2.30	2.35
J1	kgm <sup>2</sup>	0.0094	0.0165	0.0291	0.0512	0.0903	0.1591	0.2803	0.4940	0.8707	1.5344	2.7042	4.7662
ir	—	2.59	2.46	2.45	2.62	2.62	2.67	2.59	2.46	2.62	2.62	2.62	2.67
J1	kgm <sup>2</sup>	0.0084	0.0142	0.0261	0.0459	0.0810	0.1427	0.2514	0.4431	0.7809	1.3762	2.4254	4.2748
ir	—	2.95	2.80	2.80	3.00	3.00	2.85	2.95	2.80	2.80	3.00	3.00	2.85
J1	kgm <sup>2</sup>	0.0074	0.0128	0.0231	0.0400	0.0717	0.126	0.2225	0.3922	0.6912	1.2180	2.1466	3.7834
ir	—	3.16	3.00	3.00	3.22	3.22	3.28	3.16	3.22	3.00	3.22	3.22	3.28
J1	kgm <sup>2</sup>	0.0069	0.0110	0.0207	0.0364	0.0642	0.1132	0.1994	0.3514	0.6193	1.0915	1.9236	3.3903
ir	—	3.65	3.47	3.47	3.75	3.47	3.53	3.65	3.75	3.47	3.75	3.47	3.53
J1	kgm <sup>2</sup>	0.0058	0.0100	0.0180	0.0310	0.0558	0.0984	0.1734	0.3060	0.5386	0.9491	1.6727	2.9481
ir	—	3.94	4.07	4.07	4.07	4.07	4.13	3.94	4.07	4.07	4.07	4.07	4.13
J1	kgm <sup>2</sup>	0.0048	0.0080	0.0156	0.0285	0.0484	0.0853	0.1503	0.2649	0.4668	0.8226	1.4497	2.5551
ir	—	4.64	4.43	4.43	4.43	4.43	4.50	4.64	4.43	4.43	4.43	4.43	4.50
J1	kgm <sup>2</sup>	0.0045	0.0077	0.0135	0.0240	0.0419	0.0738	0.1301	0.2292	0.4039	0.7118	1.2545	2.2111
ir	—	5.08	4.85	4.85	4.85	4.85	4.92	5.08	4.85	4.85	4.85	4.85	4.92
J1	kgm <sup>2</sup>	0.0040	0.0060	0.0117	0.0206	0.0363	0.0640	0.1127	0.1986	0.3501	0.6169	1.0872	1.9162
ir	—	5.58	5.33	5.33	5.33	5.33	5.42	5.58	5.33	5.33	5.33	5.33	5.42
J1	kgm <sup>2</sup>	0.0037	0.0055	0.0102	0.0180	0.0316	0.0558	0.0983	0.1732	0.3052	0.5378	0.9479	1.6707
ir	—	6.18	5.91	5.91	5.91	5.91	6.00	6.18	5.91	5.91	5.91	5.91	6.00
J1	kgm <sup>2</sup>	0.0030	0.0045	0.0087	0.0153	0.0270	0.0476	0.0838	0.1477	0.2603	0.4587	0.8085	1.4250

RX 800 Series		RXP2													
		802	804	806	808	810	812	814	816	818	820	822	824	826	828
ir	—	4.60	4.63	4.46	4.44	4.52	4.53	4.60	4.63	4.46	4.44	4.52	4.53	4.60	4.63
J1	kgm <sup>2</sup>	0.0114	0.0200	0.0053	0.0092	0.0160	0.0846	0.0506	0.0913	0.1620	2.0091	3.5732	6.3538	11.2987	20.0920
ir	—	5.12	5.14	4.94	4.94	5.03	5.04	5.12	5.14	4.94	4.94	5.03	5.04	5.12	5.14
J1	kgm <sup>2</sup>	0.0100	0.0176	0.0049	0.0086	0.0151	0.0464	0.0478	0.0859	0.1525	1.7600	3.1300	5.5657	9.8974	17.6004
ir	—	5.70	5.72	5.48	5.50	5.60	5.61	5.70	5.72	5.48	5.50	5.60	5.61	5.70	5.72
J1	kgm <sup>2</sup>	0.0087	0.0154	0.0274	0.0488	0.0867	0.1542	0.2742	0.4875	0.8670	1.5417	2.7417	4.8754	8.6698	15.4173
ir	—	6.37	6.38	6.08	6.13	6.24	6.27	6.37	6.38	6.42	6.13	6.24	6.27	6.37	6.38
J1	kgm <sup>2</sup>	0.0076	0.0135	0.0240	0.0427	0.0760	0.1350	0.2402	0.4271	0.7594	1.3505	2.4016	4.2707	7.5945	13.5051
ir	—	7.13	7.14	7.16	7.26	6.98	7.02	7.13	7.14	7.16	7.26	6.98	7.02	7.13	7.14
J1	kgm <sup>2</sup>	0.0067	0.0118	0.0210	0.0374	0.0665	0.1183	0.2104	0.3741	0.6653	1.1830	2.1037	3.7410	6.6525	11.8299
ir	—	8.01	8.02	8.49	8.16	8.31	7.89	8.01	8.02	8.01	8.16	8.31	7.89	8.01	8.02
J1	kgm <sup>2</sup>	0.0058	0.0104	0.0184	0.0328	0.0583	0.1036	0.1843	0.3277	0.5827	1.0363	1.8428	3.2770	5.8274	10.3627
ir	—	9.05	9.06	9.00	9.22	9.38	8.91	9.05	9.06	9.00	9.22	9.38	8.91	9.05	9.06
J1	kgm <sup>2</sup>	0.0051	0.0090	0.0160	0.0284	0.0506	0.0900	0.1599	0.2843	0.5056	0.8990	1.5987	2.8430	5.0557	8.9905
ir	—	10.3	10.3	10.2	9.8	10.0	10.1	10.3	10.3	10.2	9.8	10.7	10.1	10.3	10.3
J1	kgm <sup>2</sup>	0.0043	0.0077	0.0137	0.0243	0.0433	0.0770	0.1368	0.2432	0.4325	0.7691	1.3676	2.4320	4.3248	7.6907
ir	—	11.8	11.0	11.6	11.2	11.4	11.6	11.8	11.0	11.6	11.2	11.4	11.6	11.8	11.0
J1	kgm <sup>2</sup>	0.0037	0.0066	0.0116	0.0207	0.0368	0.0656	0.1164	0.2070	0.3681	0.6546	1.1641	2.0700	3.6810	6.5458
ir	—	12.7	12.6	12.4	12.0	12.2	12.5	12.7	12.6	12.4	12.9	12.2	12.5	12.7	12.6
J1	kgm <sup>2</sup>	0.0031	0.0055	0.0097	0.0173	0.0307	0.0546	0.0972	0.1728	0.3073	0.5464	0.9717	1.7280	3.0729	5.4645
ir	—	13.6	13.6	14.3	13.9	14.1	14.5	13.6	13.6	14.3	15.0	14.1	14.5	13.6	13.6
J1	kgm <sup>2</sup>	0.0026	0.0047	0.0083	0.0148	0.0263	0.0467	0.0831	0.1478	0.2628	0.4674	0.8311	1.4780	2.6283	4.6739
ir	—	16.0	15.9	15.5	16.3	16.6	15.7	16.0	15.9	15.5	16.3	16.6	15.7	16.0	15.9
J1	kgm <sup>2</sup>	0.0023	0.0040	0.0072	0.0128	0.0227	0.0405	0.0719	0.1279	0.2274	0.4045	0.7192	1.2790	2.2744	4.0445
ir	—	17.4	17.4	18.2	17.7	18.0	17.1	17.4	17.4	18.2	17.7	18.0	18.7	17.4	17.4
J1	kgm <sup>2</sup>	0.0020	0.0036	0.0063	0.0112	0.0196	0.0355	0.0631	0.1122	0.1995	0.3548	0.6310	1.1220	1.9952	3.5480
ir	—	19.0	19.0	19.9	19.4	19.7	18.7	19.0	19.0	19.9	19.4	19.7	20.6	21.0	20.9
J1	kgm <sup>2</sup>	0.0018	0.0032	0.0056	0.0100	0.0177	0.0315	0.0561	0.0997	0.1773	0.3153	0.5607	0.9970	1.7729	3.1526
ir	—	21.0	20.9	21.9	21.3	21.7	20.6	21.0	20.9	21.9	21.3	21.7	22.8	23.2	23.1
J1	kgm <sup>2</sup>	0.0015	0.0027	0.0048	0.0086	0.0153	0.0272	0.0484	0.0860	0.1529	0.2720	0.4836	0.8600	1.5293	2.7195
ir	—	23.2	23.1	24.3	23.6	24.1	22.8	23.2	23.1	24.3	23.6	24.1	25.5	25.9	25.8
J1	kgm <sup>2</sup>	0.0014	0.0024	0.0043	0.0077	0.0136	0.0243	0.0431	0.0767	0.1364	0.2426	0.4313	0.7670	1.3639	2.3856

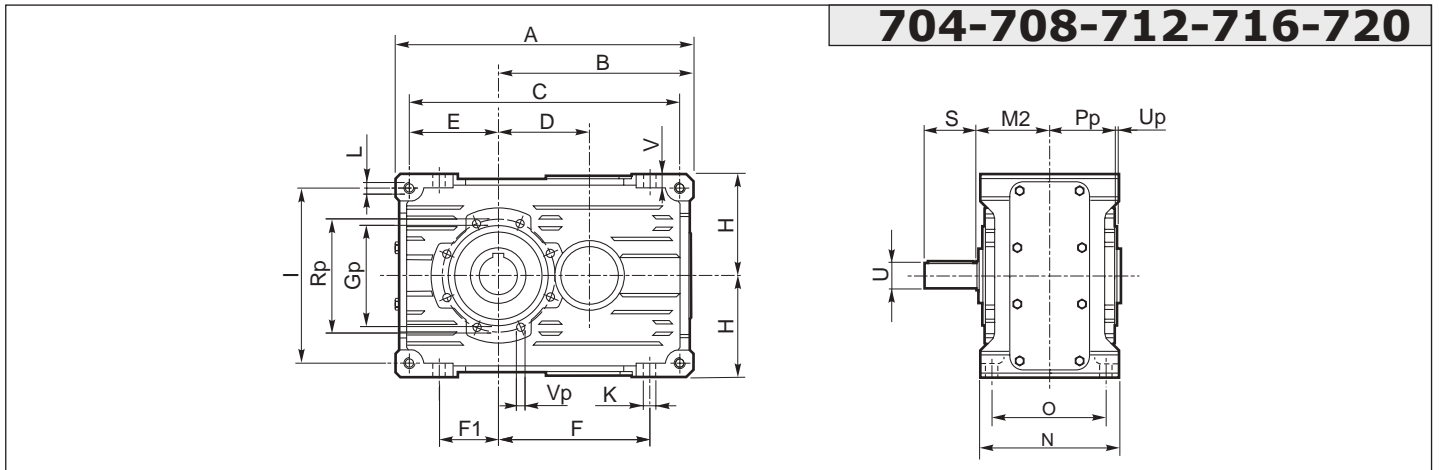
1.10 Momenti d'inerzia

1.10 Moments of inertia

1.10 Trägheitsmomente

RX 800 Series		RXP3															
		802	804	806	808	810	812	814	816	818	820	822	824	826	828	830	832
ir	—	7.92	8.37	8.38	7.36	7.92	7.80	7.92	8.37	8.38	7.36	7.92	7.80	7.92	8.37	7.94	8.23
J1	kgm <sup>2</sup>	0.0006	0.001	0.0037	0.0043	0.0126	0.0193	0.0302	0.055	0.0946	0.1785	0.3149	0.5549	0.9922	1.7638	3.1347	5.5712
ir	—	8.90	9.40	9.94	8.71	9.43	8.76	8.91	9.40	9.38	8.71	9.43	8.76	8.91	9.40	8.86	8.71
J1	kgm <sup>2</sup>	0.0006	0.001	0.0034	0.0041	0.0116	0.0181	0.0285	0.0518	0.0894	0.168	0.2965	0.5227	0.9343	1.6609	2.9519	5.2466
ir	—	10.1	10.6	10.5	9.79	10.7	9.90	10.1	10.6	10.5	9.79	10.7	9.90	10.1	10.6	9.94	10.4
J1	kgm <sup>2</sup>	0.0006	0.001	0.0032	0.0039	0.0107	0.0169	0.0269	0.0488	0.0845	0.158	0.2791	0.4924	0.8798	1.564	2.7798	4.941
ir	—	11.4	12.0	11.9	11.1	11.3	11.3	11.4	12.0	11.9	11.1	12.1	11.3	11.4	12.0	11.2	11.1
J1	kgm <sup>2</sup>	0.0006	0.001	0.0029	0.0038	0.0099	0.0158	0.0254	0.046	0.0798	0.1487	0.2627	0.4638	0.8284	1.4727	2.6178	4.6531
ir	—	13.1	12.9	13.6	11.8	12.9	12.9	13.1	12.9	13.6	11.8	12.9	12.9	13.1	12.9	12.7	12.6
J1	kgm <sup>2</sup>	0.0006	0.001	0.0027	0.0036	0.0092	0.0148	0.024	0.0434	0.0754	0.1399	0.2473	0.4369	0.7801	1.3868	2.4652	4.382
ir	—	14.1	14.8	14.5	14.4	13.9	13.8	14.1	14.8	14.5	13.4	13.9	13.8	14.1	14.8	14.5	14.4
J1	kgm <sup>2</sup>	0.0006	0.001	0.0025	0.0035	0.0085	0.0138	0.0226	0.0409	0.0712	0.1316	0.2328	0.4116	0.7345	1.3059	2.3215	4.1267
ir	—	15.1	15.9	16.8	16.7	16.0	16.1	15.1	15.9	16.8	15.5	16.0	16.1	15.1	15.9	16.8	15.5
J1	kgm <sup>2</sup>	0.0005	0.0009	0.0024	0.0033	0.0078	0.0129	0.0214	0.0385	0.0673	0.1238	0.2191	0.3877	0.6917	1.2297	2.1861	3.8862
ir	—	17.8	18.7	18.1	19.5	18.8	17.5	17.8	18.7	18.1	18.0	18.8	17.5	17.8	18.7	18.1	18.0
J1	kgm <sup>2</sup>	0.0005	0.0009	0.0022	0.0032	0.0073	0.012	0.0202	0.0363	0.0635	0.1165	0.2063	0.3652	0.6513	1.158	2.0587	3.6598
ir	—	19.3	20.3	21.4	21.3	20.5	20.8	19.3	20.3	21.4	19.5	20.5	20.8	19.3	20.3	19.6	19.5
J1	kgm <sup>2</sup>	0.0005	0.0009	0.0020	0.0031	0.0067	0.0113	0.0190	0.0342	0.0600	0.1096	0.1942	0.3440	0.6133	1.0905	1.9386	3.4466
ir	—	21.2	22.2	23.4	23.3	22.4	22.1	21.2	22.2	23.4	23.3	22.4	22.9	23.3	22.2	23.4	23.3
J1	kgm <sup>2</sup>	0.0005	0.0009	0.0019	0.0029	0.0062	0.0105	0.0180	0.0322	0.0567	0.1031	0.1828	0.3241	0.5775	1.0268	1.8256	3.2458
ir	—	25.3	25.4	25.5	26.3	24.5	24.9	25.3	24.1	24.0	26.3	24.5	24.9	25.3	27.2	25.5	26.5
J1	kgm <sup>2</sup>	0.0005	0.0009	0.0017	0.0028	0.0057	0.0098	0.0170	0.0304	0.0536	0.0970	0.1721	0.3053	0.5438	0.9669	1.7192	3.0567
ir	—	28.8	28.8	27.0	28.0	29.5	28.4	28.8	27.2	27.0	28.0	27.7	28.4	28.8	30.9	28.7	28.1
J1	kgm <sup>2</sup>	0.0004	0.0008	0.0016	0.0027	0.0053	0.0092	0.0160	0.0286	0.0506	0.0913	0.1620	0.2876	0.5120	0.9105	1.6190	2.8786
ir	—	33.0	30.8	30.5	31.9	33.6	32.5	33.0	30.9	30.5	31.9	31.5	32.5	33.0	33.0	32.6	32.0
J1	kgm <sup>2</sup>	0.0004	0.0008	0.0015	0.0026	0.0049	0.0086	0.0151	0.0270	0.0478	0.0859	0.1525	0.2709	0.4821	0.8574	1.5246	2.7109
ir	—	35.4	35.4	34.8	34.2	36.0	34.9	35.4	37.9	34.8	36.7	36.0	34.9	35.4	37.9	37.2	36.6
J1	kgm <sup>2</sup>	0.0004	0.0008	0.0014	0.0025	0.0046	0.0081	0.0143	0.0254	0.0452	0.0808	0.1436	0.2552	0.4540	0.8074	1.4357	2.5529
ir	—	38.2	38.1	43.0	39.6	41.7	40.6	38.2	40.8	43.0	42.8	41.7	40.6	38.2	40.8	43.0	39.3
J1	kgm <sup>2</sup>	0.0004	0.0008	0.0013	0.0024	0.0043	0.0076	0.0135	0.0240	0.0427	0.0760	0.1352	0.2404	0.4275	0.7603	1.3520	2.4042
ir	—	44.7	44.6	46.4	46.4	48.8	44.0	44.7	47.8	46.4	46.4	48.8	44.0	44.7	47.8	46.4	45.8
J1	kgm <sup>2</sup>	0.0004	0.0007	0.0013	0.0023	0.0040	0.0072	0.0127	0.0226	0.0403	0.0716	0.1273	0.2264	0.4026	0.7160	1.2732	2.2640
ir	—	48.7	48.6	54.7	50.5	53.2	47.9	48.7	52.1	54.7	50.5	53.2	52.5	48.7	52.1	50.3	49.7
J1	kgm <sup>2</sup>	0.0004	0.0007	0.0012	0.0021	0.0038	0.0067	0.0120	0.0213	0.0379	0.0674	0.1199	0.2132	0.3792	0.6742	1.1990	2.1323
ir	—	53.3	53.2	59.8	55.2	58.2	52.5	53.3	57.0	59.8	55.2	58.2	57.7	58.7	57.0	59.8	59.2
J1	kgm <sup>2</sup>	0.0004	0.0006	0.0011	0.0020	0.0036	0.0063	0.0113	0.0201	0.0357	0.0634	0.1128	0.2005	0.3566	0.6341	1.1276	2.0052
ir	—	60.8	67.4	60.1	59.1	63.7	59.8	60.8	67.4	61.8	60.7	63.7	61.9	60.8	65.0	64.1	62.9
J1	kgm <sup>2</sup>	0.0003	0.0006	0.0011	0.0019	0.0034	0.0060	0.0107	0.0190	0.0337	0.0599	0.1066	0.1896	0.3371	0.5994	1.0659	1.8955
ir	—	74.8	72.6	69.4	68.3	68.2	73.6	74.8	72.6	66.2	69.8	68.2	66.4	69.6	74.7	73.3	72.0
J1	kgm <sup>2</sup>	0.0003	0.0006	0.0010	0.0018	0.0032	0.0057	0.0101	0.0179	0.0319	0.0566	0.1007	0.1791	0.3185	0.5664	1.0071	1.7907
ir	—	80.6	85.0	75.0	80.1	78.9	85.7	80.6	85.0	76.4	81.3	78.9	77.3	80.6	80.4	84.7	77.3
J1	kgm <sup>2</sup>	0.0003	0.0005	0.0010	0.0017	0.0031	0.0054	0.0097	0.0172	0.0305	0.0543	0.0965	0.1716	0.3051	0.5425	0.9647	1.7155
ir	—	94.4	92.6	88.4	87.2	92.4	92.9	94.4	92.6	82.5	88.1	92.4	83.9	94.4	94.2	91.4	90.0
J1	kgm <sup>2</sup>	0.0003	0.0005	0.0009	0.0017	0.0029	0.0052	0.0093	0.0165	0.0294	0.0523	0.0930	0.1654	0.2941	0.5230	0.9300	1.6537
ir	—	102.8	101.3	96.7	105.0	100.7	101.2	102.8	101.3	97.3	96.0	100.7	99.9	102.8	102.6	99.0	97.6
J1	kgm <sup>2</sup>	0.0003	0.0005	0.0009	0.0016	0.0029	0.0051	0.0090	0.0161	0.0286	0.0508	0.0904	0.1608	0.2859	0.5083	0.9040	1.6077
ir	—	112.5	111.1	106.3	116.4	110.2	110.7	112.5	111.1	106.4	105.0	110.2	110.0	112.5	112.2	117.9	116.3
J1	kgm <sup>2</sup>	0.0003	0.0005	0.0009	0.0016	0.0028	0.0050	0.0088	0.0157	0.0279	0.0496	0.0882	0.1568	0.2788	0.4959	0.8818	1.5680
ir	—	123.8	123.4	129.5	128.0	121.2	121.9	123.8	123.4	129.5	128.0	121.2	121.9	123.8	123.5	129.6	128.0
J1	kgm <sup>2</sup>	0.0003	0.0005	0.0009	0.0015	0.0027	0.0048	0.0086	0.0153	0.0272	0.0483	0.0859	0.1527	0.2715	0.4829	0.8586	1.5266
ir	—	137.2	135.4	142.0	140.3	134.3	135.0	137.2	135.4	142.0	140.3	134.3	132.8	137.2	136.8	143.5	141.8
J1	kgm <sup>2</sup>	0.0003	0.0005	0.0008	0.0015	0.0027	0.0047	0.0084	0.0150	0.0266	0.0474	0.0842	0.1498	0.2663	0.4736	0.8423	1.4980

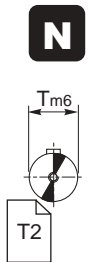
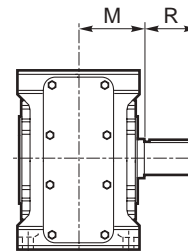
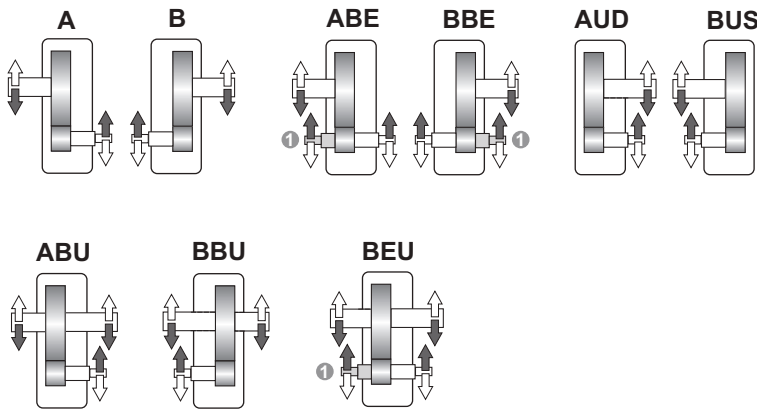
RX 800 Series		RXP4							
		802	804	806	808	810	812	814	816
ir	-	A richiesta On request Auf Anfrage							
J1	kgm <sup>2</sup>								



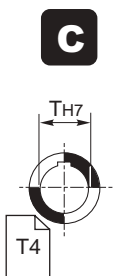
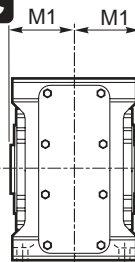
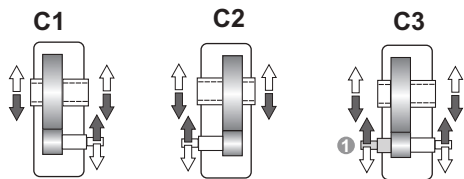
Esecuzione grafica / Shaft arrangement / Grafische Ausführung

Albero uscita / Output shaft / Abtriebswelle

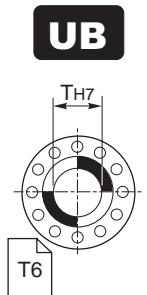
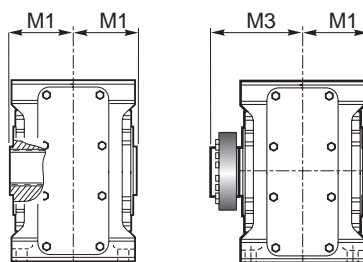
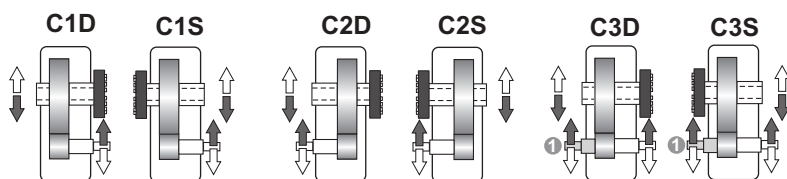
➔ **N D FD**



➔ **C**



➔ **UB B CD**



➔ 1.12 Estremità bisprongente (a richiesta)  
Double-extended shaft (on request)  
Doppelseitig herausragendes Wellenende (Auf Anfrage)



**1.11 Dimensioni**

**1.11 Dimensions**

**1.11 Abmessungen**

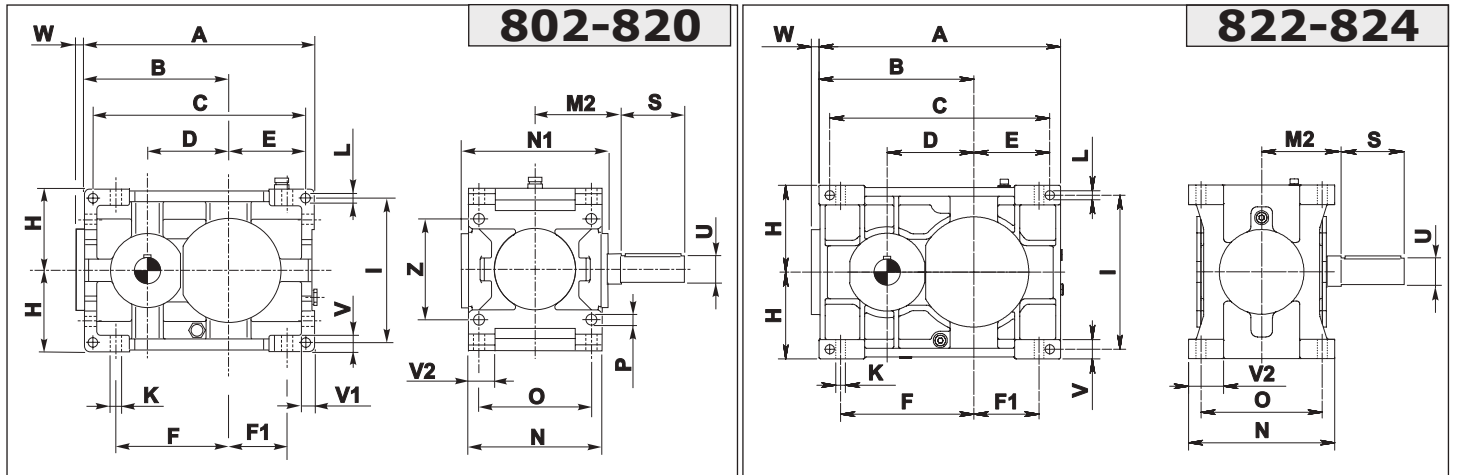
RX 700	Dimensioni generali / Dimensions / Allgemeine Abmessungen																			
	A	B	C	D	E	F	F1	H <sub>h11</sub>	I	K	L	N <sub>h11</sub>	O	V	Gp	Pp	Rp	Up	Vp	kg ECE
704	206	135	186	65	61	102	38	71	122	9	M8	112	90	10	75	51	85	3	M6	12
708	262	172	237	80	77.5	134	52	90	155	11	M10	127	104	12	90	58.5	105	3	M8	18
712	326	214	296	100	97	166	64	112	194	13	M12	150	125	15	110	70.5	125	3	M8	31
716	407	267	371	127	122	209	82	140	244	15	M14	175	145	16	130	81	150	3	M10	52
720	522.5	342.5	482.5	160	160	272.5	110	180	320	17	M16	215	180	17	170	103.5	200	4	M12	107

	Albero entrata / Input shaft / Antriebswelle			Albero uscita / Output shaft / Abtriebswelle								
	ECE			N			G			UB		B
	U	S	M2	T	R	M	T H7	M1	T H7	M1	M3	
704	19 j6	40	57.5	24 j6	50	62.5	24 (28)	57.5	25	57.5	82.5	
708	24 j6	50	65	32 k6	60	71	32 (30) (35)	65	35	65	95	
712	28 j6	60	77.5	42 k6	80	85.5	42 (40) (45)	77.5	45	77.5	112.5	
716	38 k6	80	90	55 k6	100	100	55 (50)	90	55	90	125	
720	48 k6	80	110	70 m6	125	122	70 (60)	110	70	110	154	

1.11 Dimensioni  
Materiale Carcassa - "Ghisa"

1.11 Dimensions  
Housing Material - "Cast Iron"

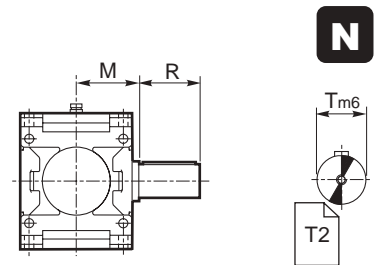
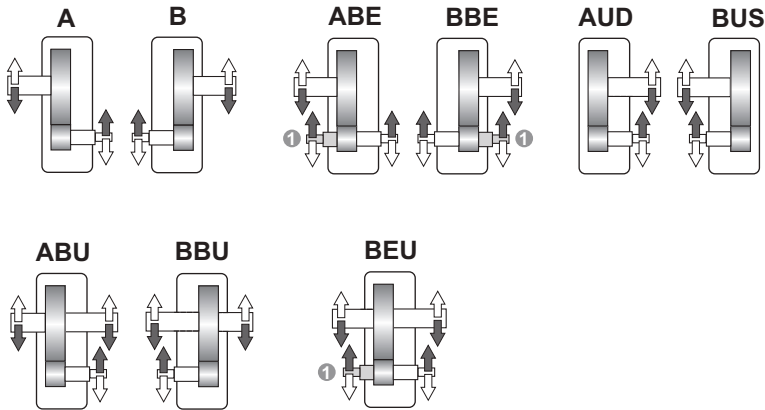
1.11 Abmessungen  
Gehäusematerial - "Guss"



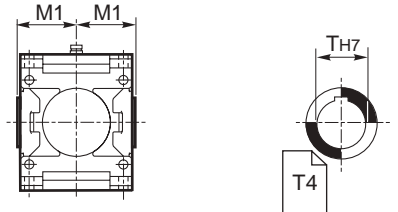
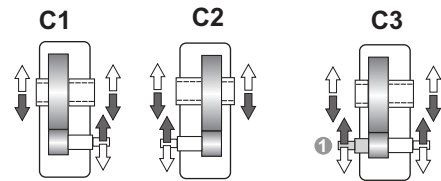
Esecuzione grafica / Shaft arrangement / Grafische Ausführung

Albero uscita / Output shaft / Abtriebswelle

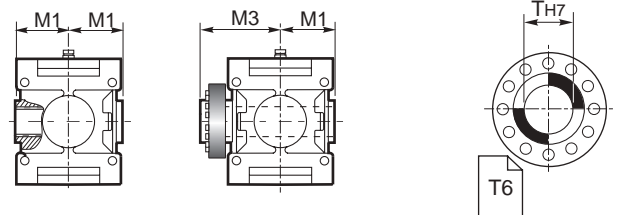
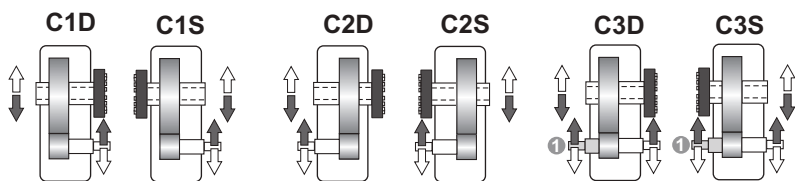
➔ **N D FD Fn**



➔ **G**



➔ **UB B CD**



1.12 Estremità bisporgente / Double-extended shaft / Doppelseitig herausragendes Wellenende

**1.11 Dimensioni**  
Materiale Carcassa - "Ghisa"

**1.11 Dimensions**  
Housing Material - "Cast Iron"

**1.11 Abmessungen**  
Gehäusematerial - "Guss"

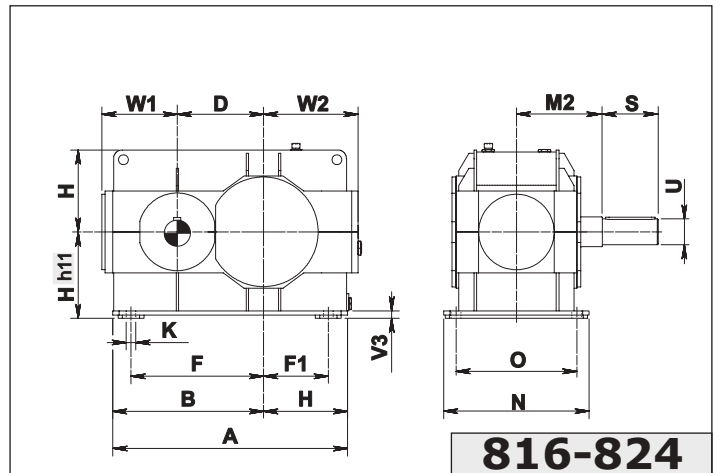
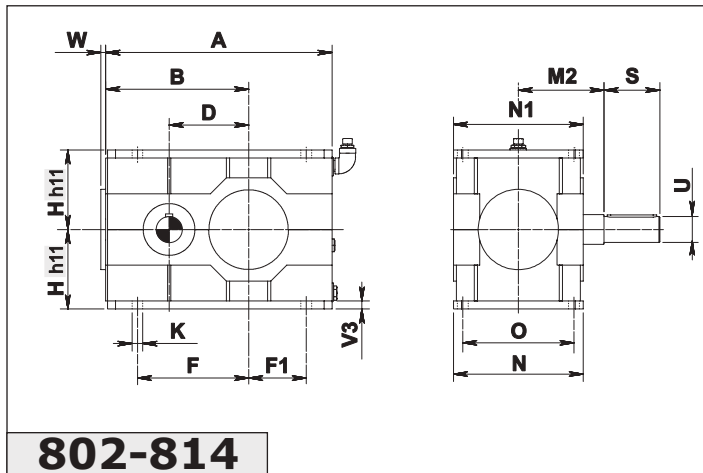
RX 800	Dimensioni generali / Dimensions / Allgemeine Abmessungen																			Kg	
	A	B	C	D	E	F	F1	H h11	I	K	L	N h11	N1	O	P	V	V1	V2	W		Z
802	355	225	327	125	116	175	90	125	224	18	14	213	219	180	18	25	20	44.5	19	160	71
804	402	252	370	140	134	196	104	140	250	20	16	237	241	200	20	28	22.5	49	20	180	103
806	455	285	421	160	153	222	117	160	280	22	18	269	271	225	22	32	25	56.5	23	200	143
808	510	320	472	180	171	250	130	180	320	25	20	297	299	250	25	36	28	59.5	25	224	200
810	570	360	530	200	190	280	145	200	360	27	22	335	327	280	27	40	32	67.5	28	250	281
812	645	405	600	225	217.5	315	160	225	400	30	24	379	380	315	30	45	36	78.5	30	280	376
814	715	450	665	250	240	350	180	250	450	33	27	427	424	355	33	50	40	89	34	320	550
816	805	505	749	280	272	393	203	280	500	36	30	479	473	400	36	56	45	96.5	36	360	771
818	910	570	846	320	308	445	230	315	560	39	35	541	497	450	39	63	50	114.5	41	400	1079
820	1020	640	948	360	344	500	260	355	638	42	39	599	550	500	42	70	56	124	44	450	1511
822	1115	715	1015	400	350	615	300	400	710	45	42	675	—	560	—	90	—	163	59	—	2115
824	1255	805	1145	450	395	675	320	450	800	48	45	761	—	630	—	100	—	176	42	—	2960

	Albero entrata / Input shaft / Antriebswelle						Albero uscita / Output shaft / Abtriebswelle								
	U	S	ir	U1	S1	M2	T m6	R	M	T H7	M1	T H7	M1	M3	
802	45 kJ6	112	≥ 4.6	35 k6	63	137	60	112	109	60	109	60	109	170	
804	50 k6	112	≥ 4.4	40 k6	70	151	70	125	121	70	121	70	121	192	
806	55 m6	125	≥ 4.8	45 k6	80	170	80	140	137	80	137	80	137	215	
808	60 m6	140	≥ 5.3	50 k6	90	192	90	160	151	90	151	90	151	246	
810	65 m6	140	≥ 5.3	55 m6	100	216	100	180	170	100	170	100	170	266	
812	70 m6	160	≥ 5.4	60 m6	112	242	110	200	192	110	192	110	192	302	
814	80 m6	180	≥ 5.5	70 m6	125	273	125	225	216	125	216	125	216	335	
816	90 m6	180	≥ 5.3	80 m6	140	302	140	250	242	140	242	140	242	370	
818	100 m6	200	≥ 5.9	90 m6	160	273	160	280	273	160	273	160	273	422	
820	110 m6	200		110 m6	200	302	180	315	302	180	302	180	302	477	
822	125 m6	225	all	125 m6	225	340	200	355	340	200	340	200	340	570	
824	140 m6	250		140 m6	250	383	220	400	383	220	383	220	383	617	

**1.11 Dimensioni**  
Materiale Carcassa - "Acciaio"

**1.11 Dimensions**  
Housing Material - "Steel"

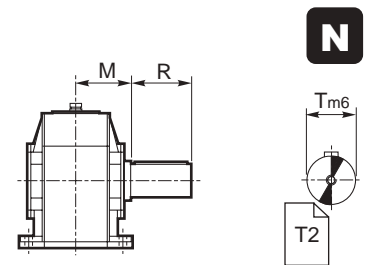
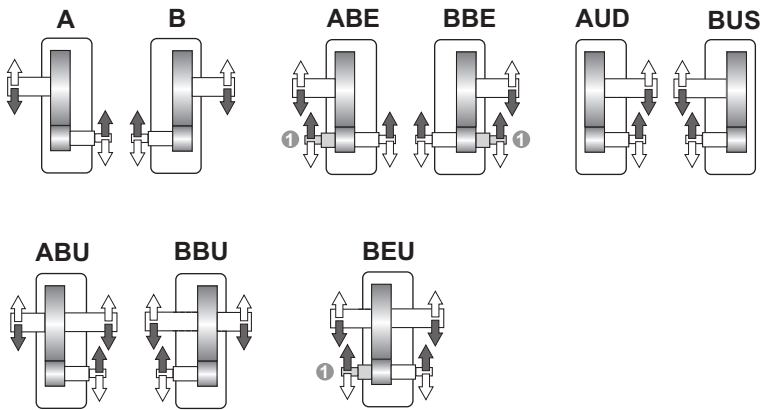
**1.11 Abmessungen**  
Gehäusematerial - "Stahl"



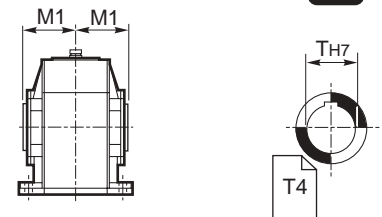
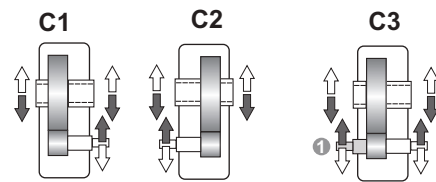
Esecuzione grafica / Shaft arrangement / Grafische Ausführung

Albero uscita / Output shaft / Abtriebswelle

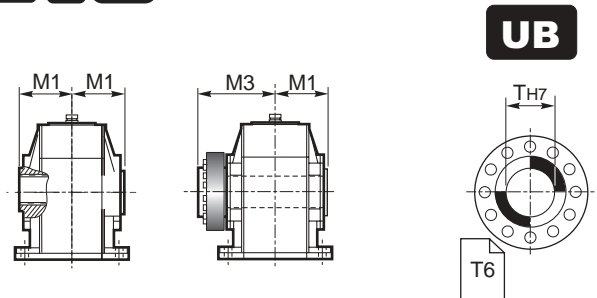
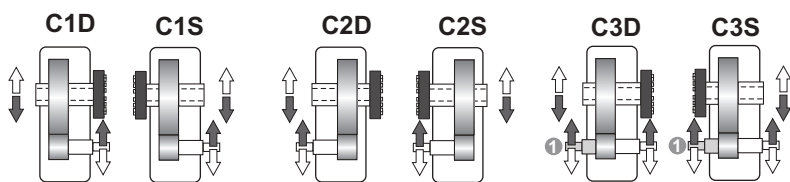
➔ **N D FD Fn**



➔ **C**



➔ **UB B CD**



① 1.12 Estremità bisorgente / Double-extended shaft / Doppelseitig herausragendes Wellenende

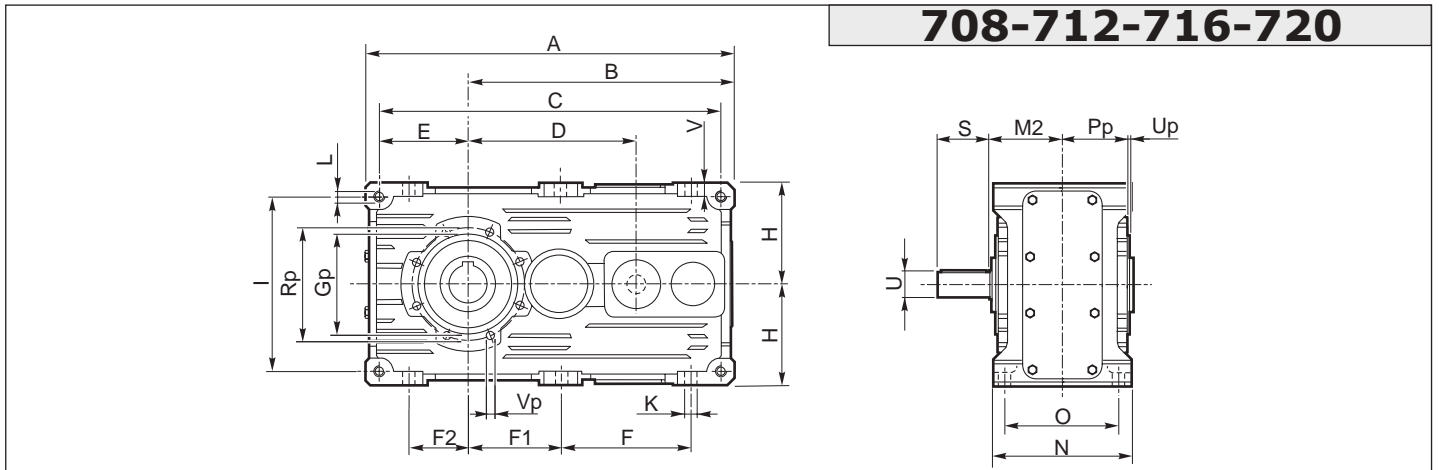
**1.11 Dimensioni**  
Materiale Carcassa - "Acciaio"

**1.11 Dimensions**  
Housing Material - "Steel"

**1.11 Abmessungen**  
Gehäusematerial - "Stahl"

RX 800	Dimensioni generali / Dimensions / Allgemeine Abmessungen														
	A	B	D	F	F1	H	K	N	N1	O	W	W1	W2	V3	kg
802	355	225	125	175	90	125	18	213	218	180	19	-	-	10	71
804	402	252	140	196	104	140	20	237	241	200	20	-	-	12	103
806	455	285	160	222	117	160	22	269	266	225	23	-	-	15	143
808	510	320	180	250	130	180	25	297	299	250	25	-	-	15	200
810	570	360	200	280	145	200	27	327	327	280	28	-	-	20	281
812	605	405	225	315	160	225	30	380	376	315	30	-	-	20	376
814	715	450	250	350	180	250	33	427	420	355	34	-	-	20	550
816	775	495	280	393	203	280	36	480	-	400	-	255	305	30	771
818	875	560	320	445	230	315	39	541	-	450	-	290	340	30	1079
820	980	625	360	500	260	355	42	599	-	500	-	320	380	30	1511
822	1100	700	400	615	300	400	45	675	-	560	-	370	438	35	2115
824	1240	790	450	675	320	450	48	761	-	630	-	400	490	40	2960

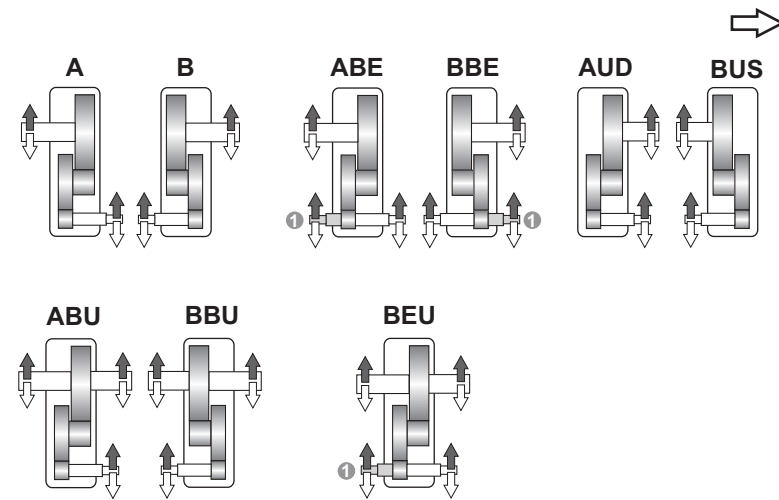
	Albero entrata / Input shaft / Antriebswelle						Albero uscita / Output shaft / Abtriebswelle								
	U	S	ir	U1	S1	M2	T m6	R	M	T H7	M1	T H7	M1	M3	
802	45 kj6	112	≥ 4.6	35 k6	63	137	60	112	109	60	109	60	109	170	
804	50 k6	112	≥ 4.4	40 k6	70	151	70	125	121	70	121	70	121	192	
806	55 m6	125	≥ 4.8	45 k6	80	170	80	140	137	80	137	80	137	215	
808	60 m6	140	≥ 5.3	50 k6	90	192	90	160	151	90	151	90	151	246	
810	65 m6	140	≥ 5.3	55 m6	100	216	100	180	170	100	170	100	170	266	
812	70 m6	160	≥ 5.4	60 m6	112	242	110	200	192	110	192	110	192	302	
814	80 m6	180	≥ 5.5	70 m6	125	273	125	225	216	125	216	125	216	335	
816	90 m6	180	≥ 5.3	80 m6	140	302	140	250	242	140	242	140	242	370	
818	100 m6	200	≥ 5.9	90 m6	160	273	160	280	273	160	273	160	273	422	
820	110 m6	200		110 m6	200	302	180	315	302	180	302	180	302	477	
822	125 m6	225	all	125 m6	225	340	200	355	340	200	340	200	340	570	
824	140 m6	250		140 m6	250	383	220	400	383	220	383	220	383	617	



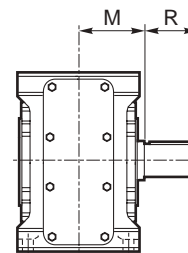
**708-712-716-720**

Esecuzione grafica / Shaft arrangement / Grafische Ausführung

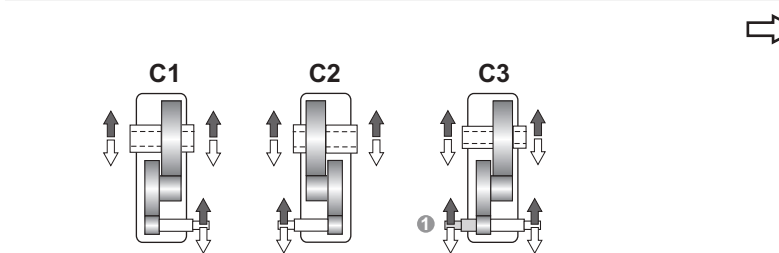
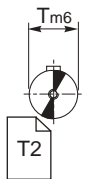
Albero uscita / Output shaft / Abtriebswelle



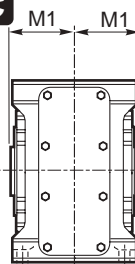
**N D FD**



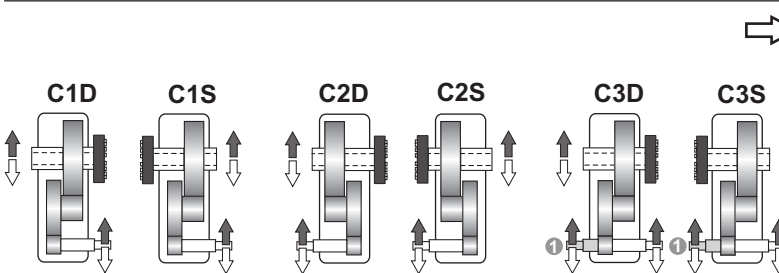
**N**



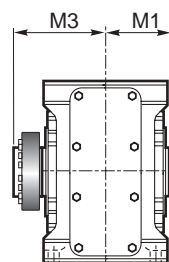
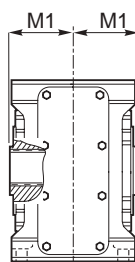
**C**



**C**



**UB B CD**



**UB**



1.12 Estremità bisorgente (a richiesta)  
Double-extended shaft (on request)  
Doppelseitig herausragendes Wellenende (Auf Anfrage)

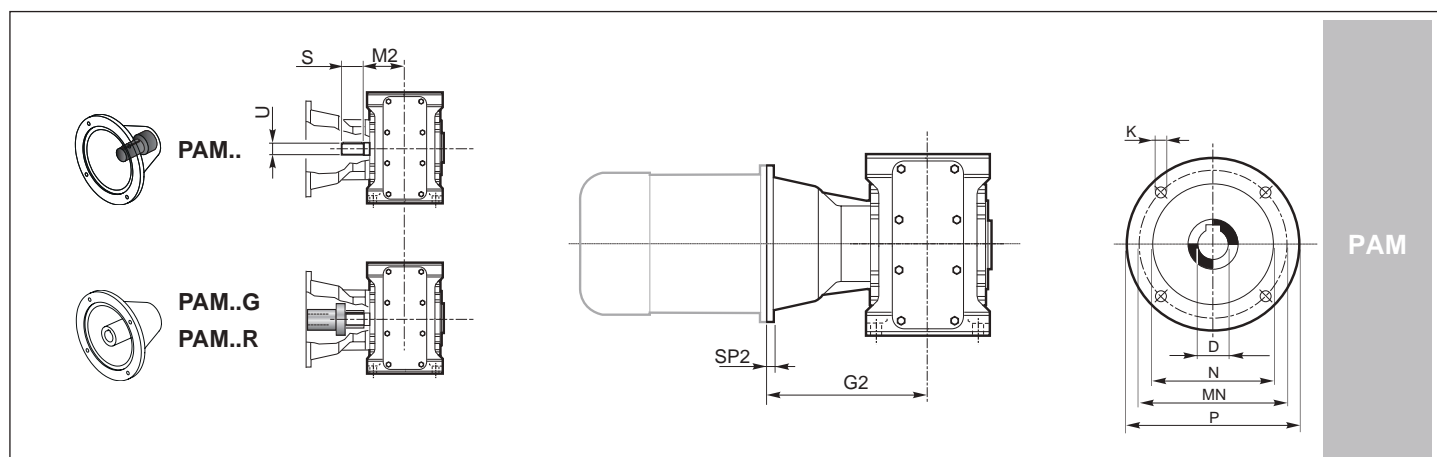
1.11 Dimensioni

1.11 Dimensions

1.11 Abmessungen

RX 700	Dimensioni generali / Dimensions / Allgemeine Abmessungen																					
	A	B	C	D	E	F	F1	F2	H <sub>h11</sub>	I	K	L	N <sub>h11</sub>	O	V	Gp	Pp	Rp	Up	Vp	kg ECE	kg PAM
708	306	226	281	141	67.5	106	82	42	80	135	11	M10	127	104	12	90	58.5	105	3	M8	18	21
712	384	284	354	180	85	134	102	52	100	170	13	M12	150	125	15	110	70.5	125	3	M8	34	39
716	479	354	443	227	107	169	127	67	125	214	15	M14	175	145	16	130	81	150	3	M10	62	72
720	609.5	449.5	569.5	285	140	217	162.5	90	160	280	17	M16	215	180	17	170	103.5	200	4	M12	118	131

	Albero entrata / Input shaft / Antriebswelle			Albero uscita / Output shaft / Abtriebswelle								
	ECE			N			C			UB		B
	U	S	M2	T m6	R	M	T H7	M1	T H7	M1	M3	
708	19 j6	40	65	32 k6	60	71	32 (30) (35)	65	35	65	95	
712	24 j6	50	77.5	42 k6	80	85.5	42 (40) (45)	77.5	45	77.5	112.5	
716	28 j6	60	90	55 k6	100	100	55 (50)	90	55	90	125	
720	38 k6	80	110	70 m6	125	122	70 (60)	110	70	110	154	



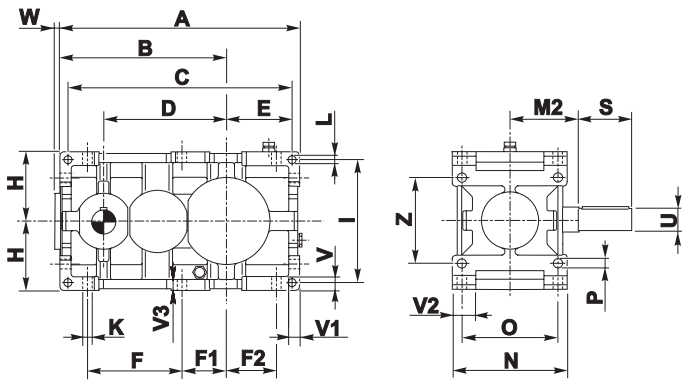
	IEC							
	71	80	90	100	112	132	160	180
D H7	14	19	24	28	28	38	42	48
P	160	200	200	250	250	300	350	350
MN	130	165	165	215	215	265	300	300
N G6	110	130	130	180	180	230	250	250
K	M8	M10	M10	M12	M12	M12	M16	M16
SP2	A richiesta / On request / Auf Anfrage							
G2	708	139	160	160	170	170		
	712		183.5	183.5	193.5	193.5	213.5	
	716				216	216	237	
	720				256	256	276	306 306

1.11 Dimensioni  
Materiale Carcassa - "Ghisa"

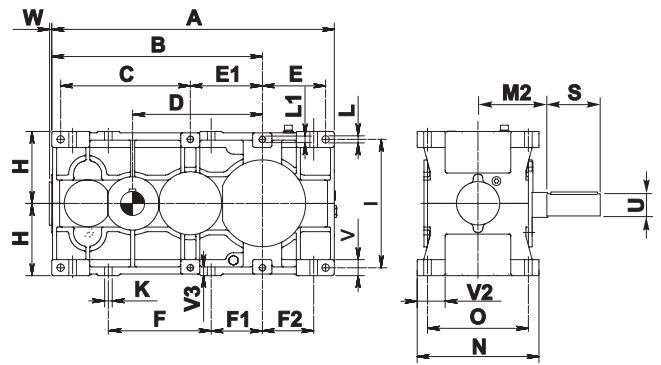
1.11 Dimensions  
Housing Material - "Cast Iron"

1.11 Abmessungen  
Gehäusematerial - "Guss"

## 802-820

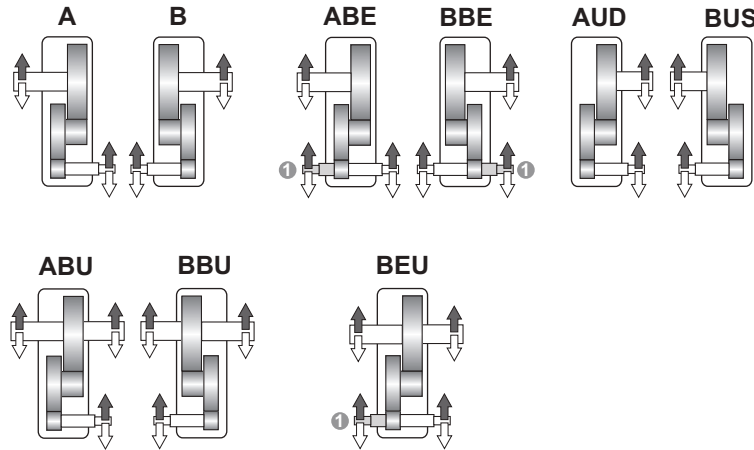


## 822-826

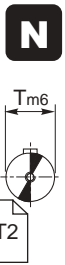
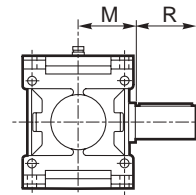


Esecuzione grafica / Shaft arrangement / Grafische Ausführung

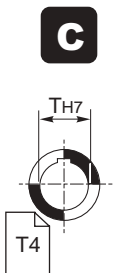
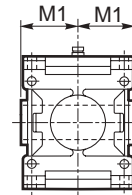
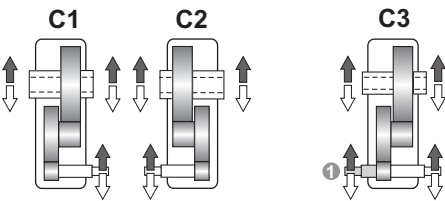
Albero uscita / Output shaft / Abtriebswelle



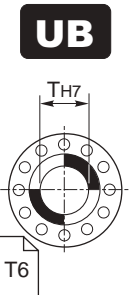
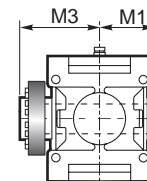
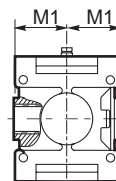
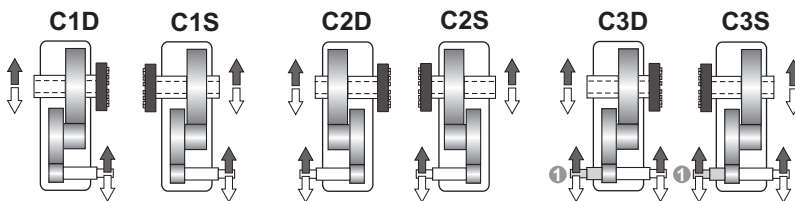
**N D FD Fn**



**C**



**UB B CD**



1.12 Estremità bisorgente / Double-extended shaft / Doppelseitig herausragendes Wellenende



**1.11 Dimensioni**  
Materiale Carcassa - "Ghisa"

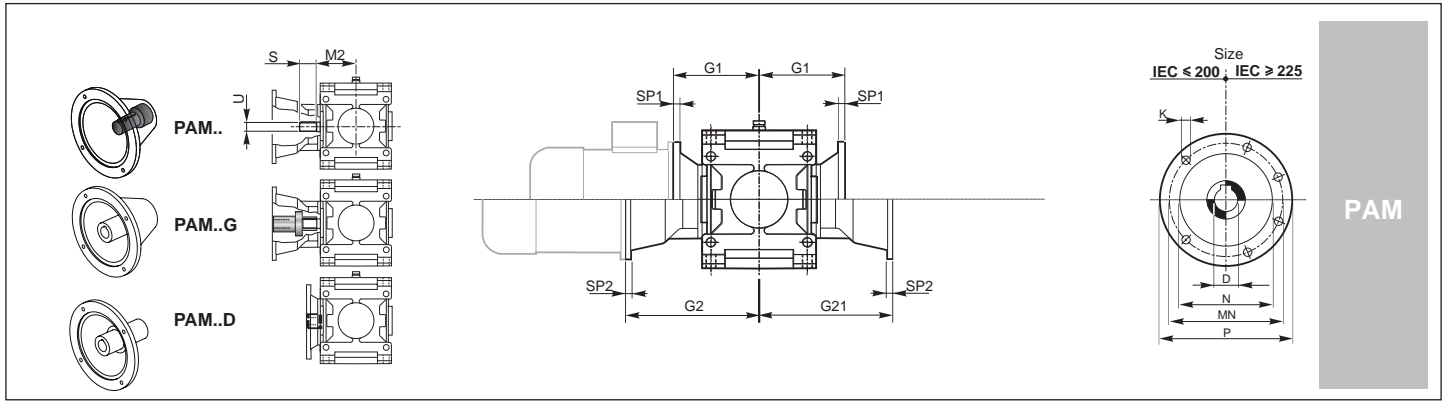
**1.11 Dimensions**  
Housing Material - "Cast Iron"

**1.11 Abmessungen**  
Gehäusematerial - "Guss"

RX 800	Dimensioni generali / Dimensions / Allgemeine Abmessungen																						Kg	
	A	B	C	D	E	E1	F	F1	F2	H <sub>h11</sub>	I	K	L	L1	N <sub>h11</sub>	O	P	V	V1	V2	V3	W		Z
802	435	305	407	225	116	—	172.5	82.5	90	125	224	18	14	—	213	180	18	25	20	44.5	19	16	160	87
804	492	342	460	252	134	—	195	91	104	140	250	20	16	—	237	200	20	28	22.5	49	23	17	180	120
806	555	385	521	285	153	—	219.5	102.5	117	160	280	22	18	—	269	225	22	32	25	56.5	25	19	200	172
808	622	432	584	320	171	—	246	116	130	180	320	25	20	—	297	250	25	36	28	59.5	28	20	224	236
810	695	485	655	360	190	—	275	130	145	200	360	27	22	—	335	280	27	40	32	67.5	32	23	250	341
812	785	545	740	405	217.5	—	307.5	147.5	160	225	400	30	24	—	379	315	30	45	36	78.5	36	25	280	466
814	875	610	825	450	240	—	345	165	180	250	450	33	27	—	427	355	33	50	40	89	40	28	320	648
816	985	685	929	505	272	—	388	185	203	280	500	36	30	—	479	400	36	56	45	96.5	45	30	360	906
818	1110	770	1046	570	308	—	437.5	207.5	230	315	560	39	35	—	541	450	39	63	50	114.5	48	34	400	1270
820	1245	865	1173	640	344	—	492.5	232.5	260	355	638	42	39	—	599	500	42	70	56	124	56	36	450	1778
822	1570	1170	720	720	350	400	570	300	300	400	710	45	42	M39	675	560	-	90	-	162	50	29	-	2700
824	1765	1315	810	810	395	450	640	320	320	450	800	48	45	M42	761	630	-	100	-	175	55	30	-	3700
826	1970	1470	910	900	440	500	715	365	365	500	900	52	52	M45	855	710	-	100	-	197	55	34	-	4650



	Albero entrata / Input shaft / Antriebswelle						Albero uscita / Output shaft / Abtriebswelle								
	U	S	ir	U1	S1	M2	T m6	R	M	T H7	M1	T H7	M1	M3	
802	32 k6	80	≥ 20.9	28 k6	50	109	60	112	109	60	109	60	109	170	
804	35 k6	80	≥ 20.9	32 k6	56	121	70	125	121	70	121	70	121	192	
806	45 k6	112	≥ 18.2	35 k6	63	137	80	140	137	80	137	80	137	215	
808	50 k6	112	≥ 17.7	40 k6	70	151	90	160	151	90	151	90	151	246	
810	55 m6	125	≥ 19.7	45 k6	80	170	100	180	170	100	170	100	170	266	
812	60 m6	140	≥ 20.6	50 k6	90	192	110	200	192	110	192	110	192	302	
814	65 m6	140	≥ 20.9	55 k6	100	216	125	225	216	125	216	125	216	335	
816	70 m6	160	≥ 20.9	60 m6	112	242	140	250	242	140	242	140	242	370	
818	80 m6	180	≥ 21.9	70 m6	125	273	160	280	273	160	273	160	273	422	
820	90 m6	180	≥ 21.3	80 m6	140	302	180	315	302	180	302	180	302	477	
822	100 m6	200		100 m6	200	340	200	355	340	200	340	200	340	570	
824	110 m6	200	all	110 m6	200	383	220	400	383	220	383	220	383	617	
826	125 m6	225		125 m6	225	430	250	450	430	250	430	250	430	685	



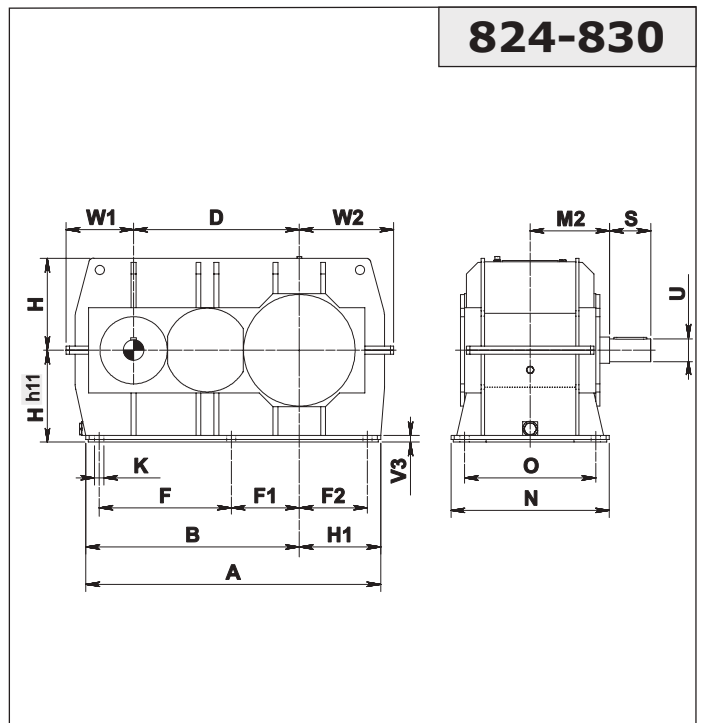
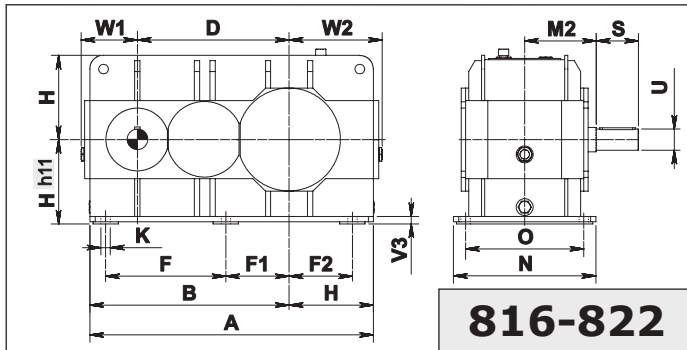
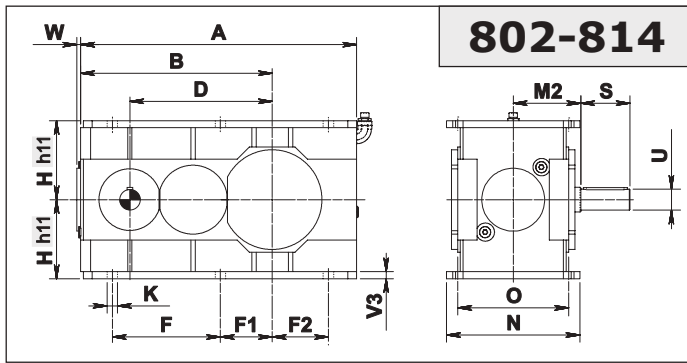
	IEC														ABE-BBE-BEU C3-C3D-C3S			
	71	80	90	100	112	132	160	180	200	225	250	280	315	355				
D F7/H7	14	19	24	28	28	38	42	48	55	60	65	75	80	100				
P	160	200	200	250	250	300	350	350	400	450	550	550	660	800				
MN	130	165	165	215	215	265	300	300	350	400	500	500	600	740				
N G6	110	130	130	180	180	230	250	250	300	350	450	450	550	680				
K	M8	M10	M10	M12	M12	M12	M16	M16	M16	M16	M16	M16	M20	M20				
SP1/SP2	12/12	12/12	12/12	14/14	14/14	16/16	18/18	18/18	20/20	20/20	20/20	20/20	24/24	30				
G1/G2	802						170/273	— /303	— /303	— /303				≥21.0	30	G21		
	804							205/315	— /315	— /315	— /345			≥20.9	24			
	806							195/363	205/363	— /363	— /393			≥18.2	49			
	808								205/377	215/377	— /407	— /407		≥17.7	42			
	810									205/409	245/439	— /439	— /439	≥19.7	45			
	812										240/476	250/476	— /476	— /506	≥20.6		50	
	814											245/500	250/500	— /530	— /570		≥20.9	40
	816												270/546	— /576	— /616		≥20.9	48
	818												300/597	305/627	— /667		≥21.9	55
	820													335/656	— /696		≥21.3	40

A richiesta / On request / Auf Anfrage

**1.11 Dimensioni**  
Materiale Carcassa - "Acciaio"

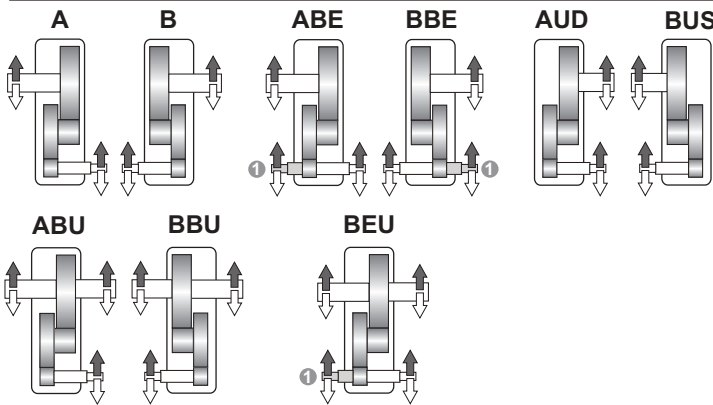
**1.11 Dimensions**  
Housing Material - "Steel"

**1.11 Abmessungen**  
Gehäusematerial - "Stahl"

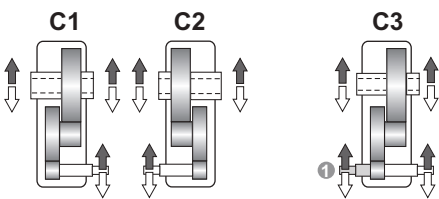
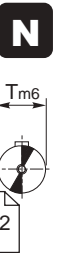
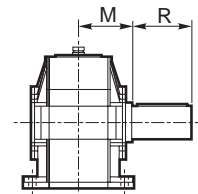


Esecuzione grafica / Shaft arrangement / Grafische Ausführung

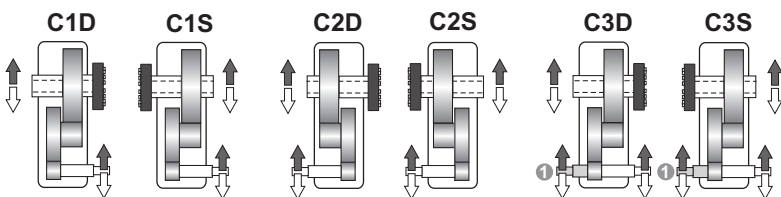
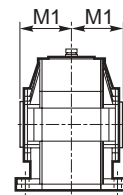
Albero uscita / Output shaft / Abtriebswelle



**N D FD Fn**

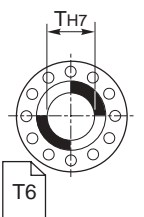
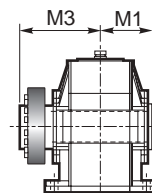
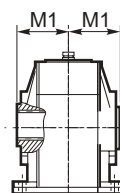


**C**



**UB B CD**

**UB**



1.12 Estremità bisporgente / Double-extended shaft / Doppelseitig herausragendes Wellenende

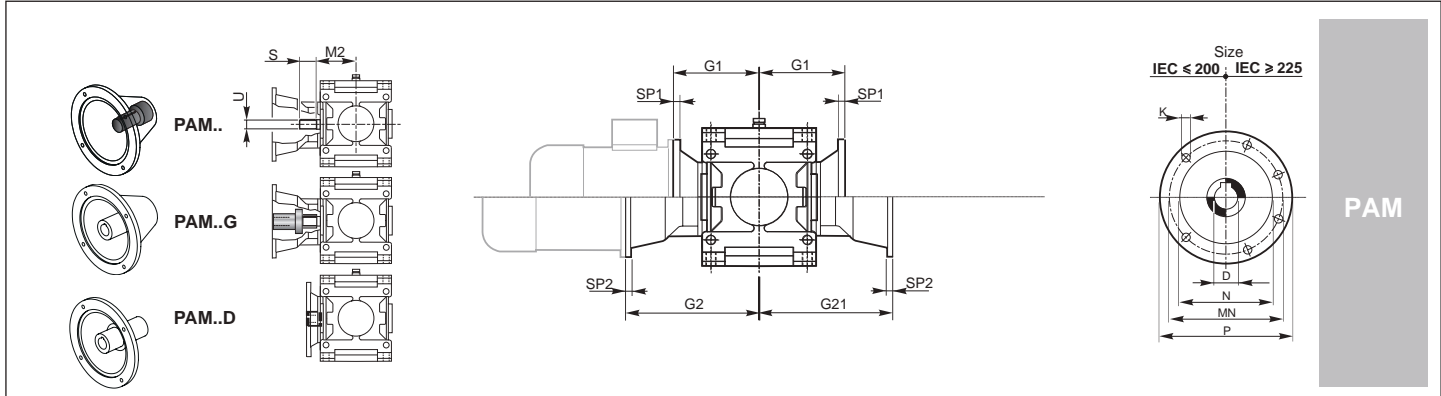
**1.11 Dimensioni**  
Materiale Carcassa - "Acciaio"

**1.11 Dimensions**  
Housing Material - "Steel"

**1.11 Abmessungen**  
Gehäusematerial - "Stahl"

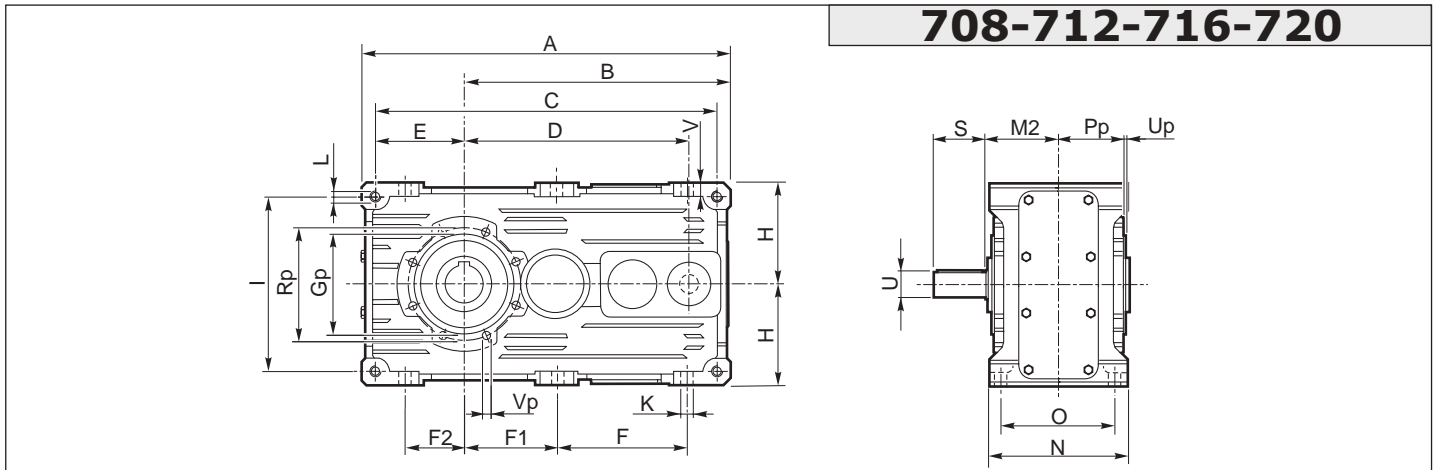
RX 800	Dimensioni generali / Dimensions / Allgemeine Abmessungen															
	A	B	D	F	F1	F2	H	H1	K	N	O	V3	W	W1	W2	kg
802	435	305	225	172.5	82.5	90	125	-	18	213	180	10	16	-	-	87
804	492	342	252	195	91	104	140	-	20	237	200	12	17	-	-	120
806	555	385	285	219.5	102.5	117	160	-	22	269	225	15	19	-	-	172
808	622	432	320	246	116	130	180	-	25	297	250	15	20	-	-	236
810	695	485	360	275	130	145	200	-	27	335	280	20	23	-	-	341
812	785	545	405	307.5	147.5	160	225	-	30	379	315	20	25	-	-	466
814	875	610	450	345	165	180	250	-	33	427	355	20	28	-	-	648
816	950	670	505	388	185	203	280	-	36	479	400	30	-	196	321	906
818	1060	745	570	437.5	207.5	230	315	-	39	541	450	30	-	216	356	1270
820	1195	840	640	492.5	232.5	260	355	-	42	599	500	30	-	241	396	1778
822	1345	945	720	570	300	300	400	-	45	675	560	35	-	266	441	2488
824	1400	1020	810	640	320	320	450	380	48	761	630	35	-	280	480	2961
826	1575	1145	900	715	365	365	500	430	52	855	710	35	-	335	545	3900
828	1797	1301	1010	805	415	415	560	496	56	965	800	40	-	411	575	6200
830	2050	1500	1140	950	470	470	630	550	60	1080	900	45	-	475	665	9400

Albero entrata / Input shaft / Antriebswelle							Albero uscita / Output shaft / Abtriebswelle								
ECE							N			G		UB		B	
U	S	ir	U1	S1	M2	T m6	R	M	T H7	M1	T H7	M1	M3		
802	32 k6	80	> 20.9	28 k6	50	109	60	112	109	60	109	60	109	170	
804	35 k6	80	> 20.9	32 k6	56	121	70	125	121	70	121	70	121	192	
806	45 k6	112	> 18.2	35 k6	63	137	80	140	137	80	137	80	137	215	
808	50 k6	112	> 17.7	40 k6	70	151	90	160	151	90	151	90	151	246	
810	55 m6	125	> 19.7	45 k6	80	170	100	180	170	100	170	100	170	266	
812	60 m6	140	> 20.6	50 k6	90	192	110	200	192	110	192	110	192	302	
814	65 m6	140	> 20.9	55 k6	100	216	125	225	216	125	216	125	216	335	
816	70 m6	160	> 20.9	60 m6	112	242	140	250	242	140	242	140	242	370	
818	80 m6	180	> 21.9	70 m6	125	273	160	280	273	160	273	160	273	422	
820	90 m6	180	> 21.3	80 m6	140	302	180	315	302	180	302	180	302	477	
822	100 m6	200	all	100 m6	200	340	200	355	340	200	340	200	340	570	
824	110 m6	200		110 m6	200	383	220	400	383	220	383	220	383	617	
826	125 m6	225		125 m6	225	430	250	450	430	250	430	250	430	685	
828	140 m6	250		140 m6	250	485	280	500	485	280	485	280	485	765	
830	160 m6	280		160 m6	280	545	320	500	545	320	545	320	545	840	



		IEC														ABE-BBE-BEU C3-C3D-C3S		
		71	80	90	100	112	132	160	180	200	225	250	280	315	355	G21=G2-value		
D F7/H7		14	19	24	28	28	38	42	48	55	60	65	75	80	100			
P		160	200	200	250	250	300	350	350	400	450	550	550	660	800			
MN		130	165	165	215	215	265	300	300	350	400	500	500	600	740			
N G6		110	130	130	180	180	230	250	250	300	350	450	450	550	680			
K		M8	M10	M10	M12	M12	M12	M16	M16	M16	M16	M16	M16	M20	M20			
SP1/SP2		12/12	12/12	12/12	14/14	14/14	16/16	18/18	18/18	20/20	20/20	20/20	20/20	24/24	30			
G1/G2	802						170/273	— /303	— /303							ir	value	
	804							205/315	— /315	— /315	— /345					≥21.0	30	
	806							195/363	205/363	— /363	— /393					≥20.9	24	
	808								205/377	215/377	— /407	— /407	— /407			≥18.2	49	
	810									205/409	245/439	— /439	— /439			≥17.7	42	
	812											240/476	250/476	— /476	— /506	≥19.7	45	
	814												245/500	250/500	— /530	— /570	≥20.6	50
	816													270/546	— /576	— /616	≥20.9	40
	818													300/597	305/627	— /667	≥21.9	48
	820														335/656	— /696	≥21.9	55
822																≥21.3	40	

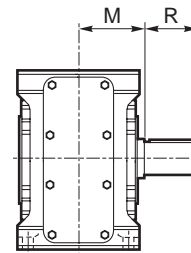
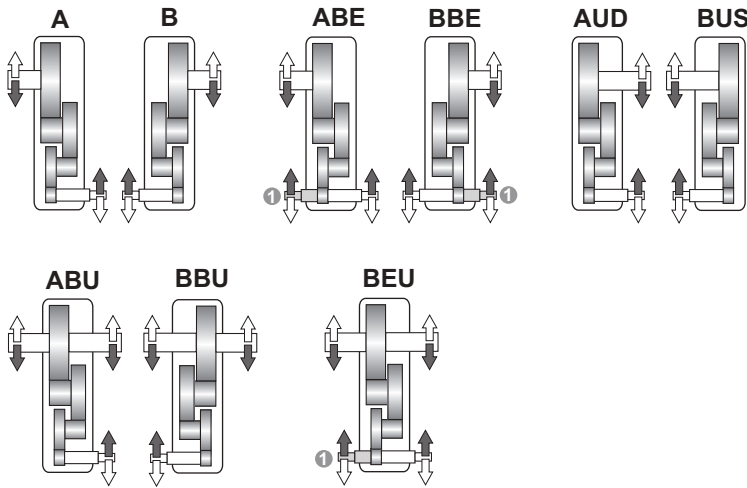
A richiesta / On request / Auf Anfrage



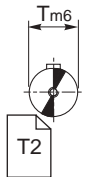
Esecuzione grafica / Shaft arrangement / Grafische Ausführung

Albero uscita / Output shaft / Abtriebswelle

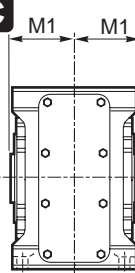
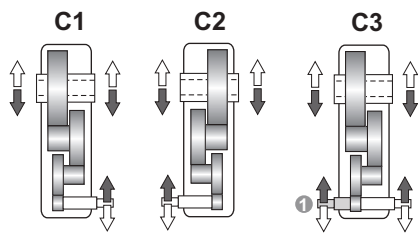
➔ **N D FD**



**N**



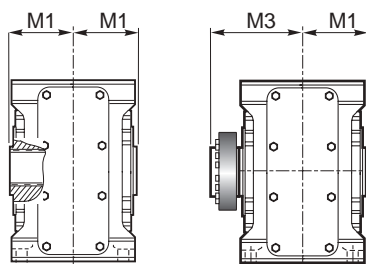
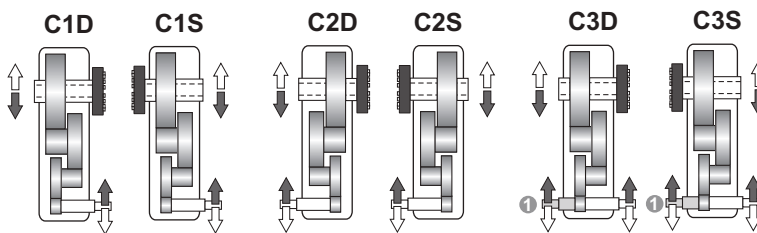
➔ **C**



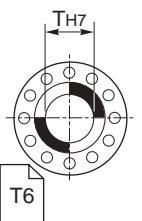
**C**



➔ **UB B CD**



**UB**



1.12 Estremità bisporgente (a richiesta)  
Double-extended shaft (on request)  
Doppelseitig herausragendes Wellenende (Auf Anfrage)

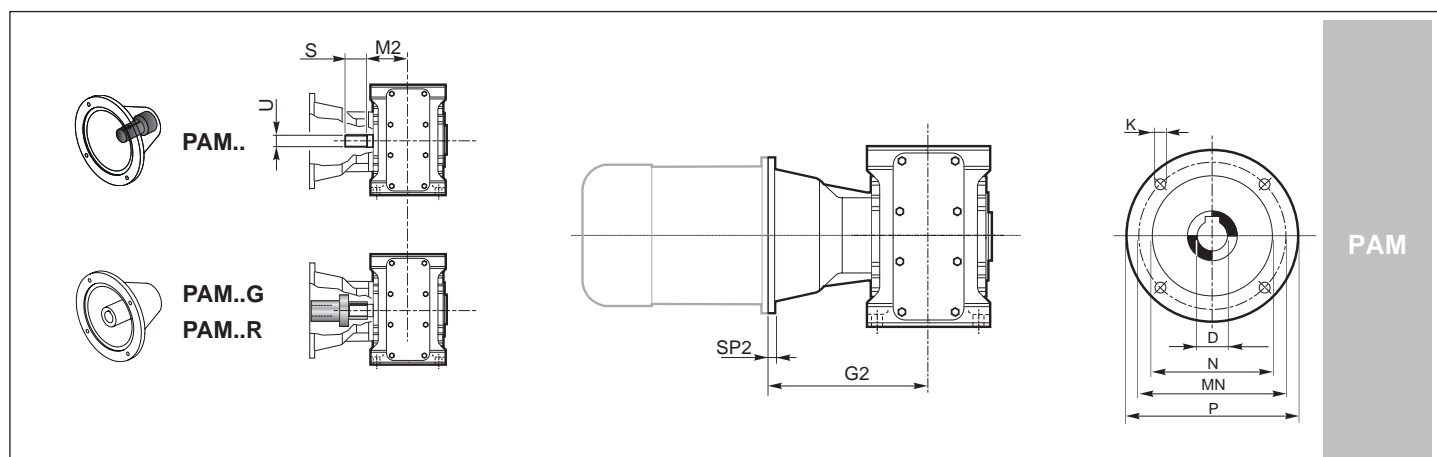
1.11 Dimensioni

1.11 Dimensions

1.11 Abmessungen

RX 700	Dimensioni generali / Dimensions / Allgemeine Abmessungen																				kg ECE	kg PAM
	A	B	C	D	E	F	F1	F2	H <sub>h11</sub>	I	K	L	N <sub>h11</sub>	O	V	Gp	Pp	Rp	Up	Vp		
708	306	226	281	189	67.5	106	82	42	80	135	11	M10	127	104	12	90	58.5	105	3	M8	20	23
712	384	284	354	241	85	134	102	52	100	170	13	M12	150	125	15	110	70.5	125	3	M8	38	43
716	479	354	443	303	107	169	127	67	125	214	15	M14	175	145	16	130	81	150	3	M10	68	78
720	609.5	449.5	569.5	380	140	217	162.5	90	160	280	17	M16	215	180	17	170	103.5	200	4	M12	122	133

	Albero entrata / Input shaft / Antriebswelle			Albero uscita / Output shaft / Abtriebswelle								
	ECE			N			C			UB		B
	U	S	M2	T m6	R	M	T H7	M1	T H7	M1	M3	
708	14 j6	30	65	32 k6	60	71	32 (30) (35)	65	35	65	95	
712	19 j6	40	77.5	42 k6	80	85.5	42 (40) (45)	77.5	45	77.5	112.5	
716	24 j6	50	90	55 k6	100	100	55 (50)	90	55	90	125	
720	28 j6	60	110	70 m6	125	122	70 (60)	110	70	110	154	



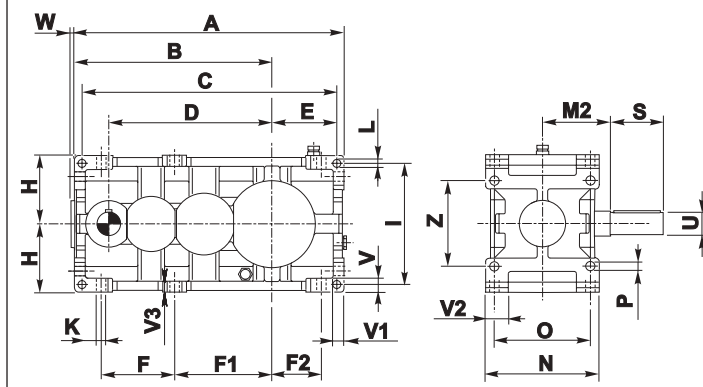
	IEC						
	63	71	80	90	100	112	132
D H7	11	14	19	24	28	28	38
P	140	160	200	200	250	250	300
MN	115	130	165	165	215	215	265
N G6	95	110	130	130	180	180	230
K	M8	M8	M10	M10	M12	M12	M12
SP2	A richiesta / On request / Auf Anfrage						
G2	708	122	129	150	150		
	712		151.5	172.5	172.5	182.5	182.5
	716			196	196	206	206
	720					236	236

1.11 Dimensioni  
Materiale Carcassa - "Ghisa"

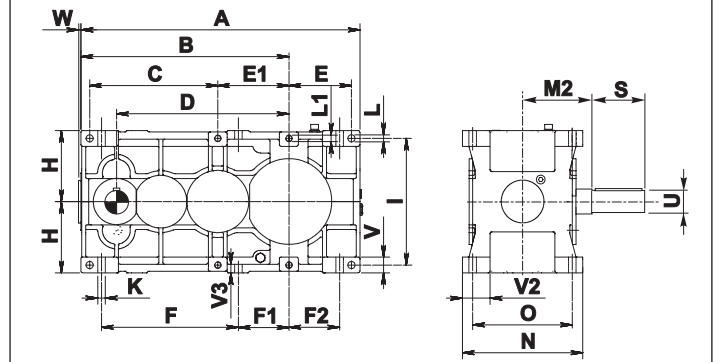
1.11 Dimensions  
Housing Material - "Cast Iron"

1.11 Abmessungen  
Gehäusematerial - "Guss"

## 802-820



## 822-826

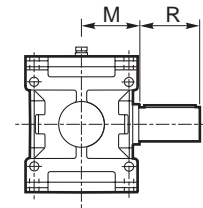
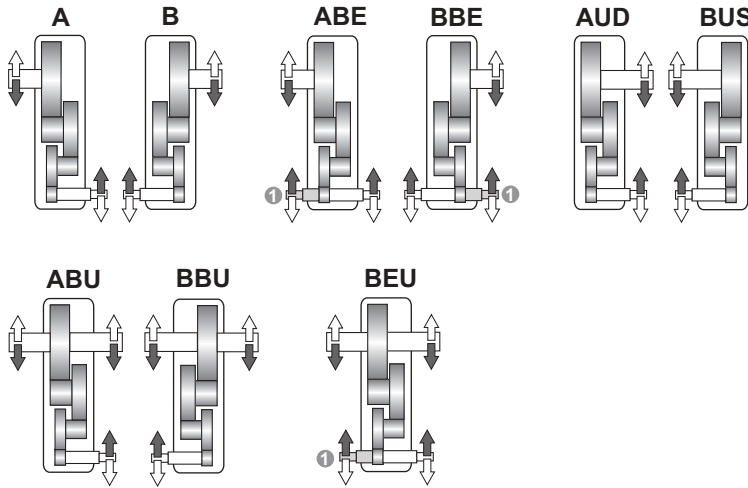


Esecuzione grafica / Shaft arrangement / Grafische Ausführung

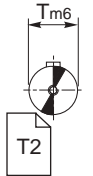
Albero uscita / Output shaft / Abtriebswelle



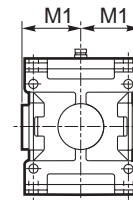
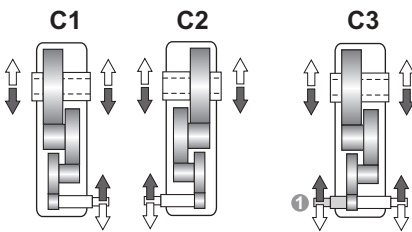
**N D FD Fn**



**N**



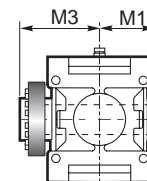
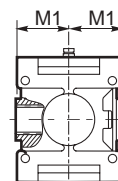
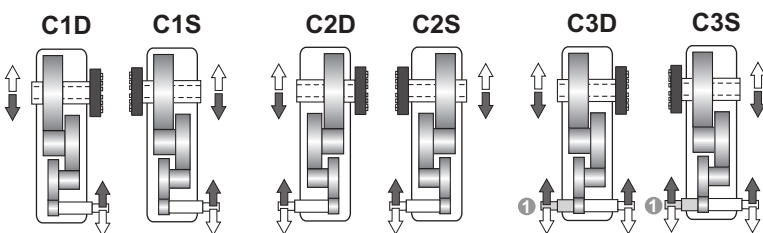
**C**



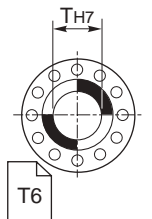
**C**



**UB B CD**



**UB**








1.12 Estremità bisorgente / Double-extended shaft / Doppelseitig herausragendes Wellenende

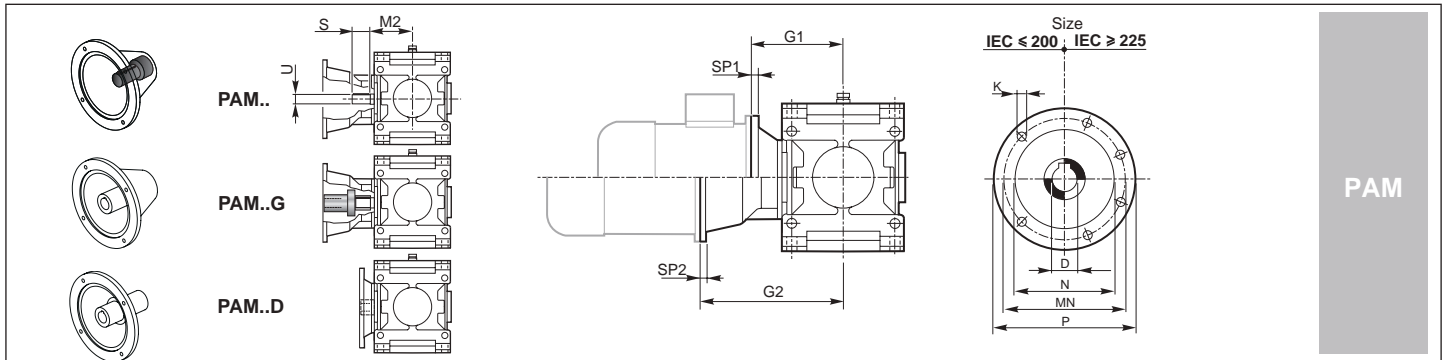
**1.11 Dimensioni**  
Materiale Carcassa - "Ghisa"

**1.11 Dimensions**  
Housing Material - "Cast Iron"

**1.11 Abmessungen**  
Gehäusematerial - "Guss"

RX 800	Dimensioni generali / Dimensions / Allgemeine Abmessungen																				Kg			
	A	B	C	D	E	E1	F	F1	F2	H <sub>h11</sub>	I	K	L	L1	N <sub>h11</sub>	O	P	V	V1	V2		V3	W	Z
802	498	368	470	305	116	—	136	182	90	125	224	18	14	—	213	180	18	25	20	44.5	19	12	160	99
804	562	412	530	342	134	—	153	202.5	103.5	140	250	20	16	—	237	200	20	28	22.5	49	23	13	180	128
806	635	465	601	385	153	—	173	229	117	160	280	22	18	—	269	225	22	32	25	56.5	25	16	200	193
808	712	522	674	432	171	—	194	258	130	180	320	25	20	—	297	250	25	36	28	59.5	28	17	224	273
810	795	585	755	485	190	—	216	288	144	200	360	27	22	—	335	280	27	40	32	67.5	32	19	250	382
812	897	657	852	545	217.5	—	242	324.5	159.5	225	400	30	24	—	379	315	30	45	36	78.5	36	20	280	534
814	1000	735	950	610	240	—	271	363	179	250	450	33	27	—	427	355	33	50	40	89	40	23	320	758
816	1125	825	1069	685	272	—	305	407.5	202.5	280	500	36	30	—	479	400	36	56	45	96.5	45	25	360	1045
818	1270	930	1206	770	308	—	345	460	230	315	560	39	35	—	541	450	39	63	50	114.5	48	28	400	1464
820	1425	1045	1353	865	344	—	388	516.5	259.5	355	638	42	39	—	599	500	42	70	56	124	56	30	450	2049
822	1570	1170	1470	970	350	400	770	300	300	400	710	45	42	M39	675	560	-	90	-	162	50	29	-	3000
824	1765	1315	1615	1090	395	450	865	320	320	450	800	48	45	M42	761	630	-	100	-	175	55	30	-	4100
826	1970	1470	1770	1220	440	500	970	365	365	500	900	52	52	M45	855	710	-	100	-	197	55	34	-	5150

	Albero entrata / Input shaft / Antriebswelle			Albero uscita / Output shaft / Abtriebswelle								
	ECE 			N 			G 		UB 		B 	
	U	S	M2	T m6	R	M	T H7	M1	T H7	M1	M3	
802	24 j6	63	109	60	112	109	60	109	60	109	170	
804	28 j6	63	121	70	125	121	70	121	70	121	192	
806	32 k6	80	137	80	140	137	80	137	80	137	215	
808	35 k6	80	151	90	160	151	90	151	90	151	246	
810	45 k6	112	170	100	180	170	100	170	100	170	266	
812	50 k6	112	192	110	200	192	110	192	110	192	302	
814	55 m6	125	216	125	225	216	125	216	125	216	335	
816	60 m6	140	242	140	250	242	140	242	140	242	370	
818	65 m6	140	273	160	280	273	160	273	160	273	422	
820	70 m6	160	302	180	315	302	180	302	180	302	477	
822	80 m6	180	340	200	355	340	200	340	200	340	570	
824	90 m6	180	383	220	400	383	220	383	220	383	617	
826	100 m6	200	430	250	450	430	250	430	250	430	685	



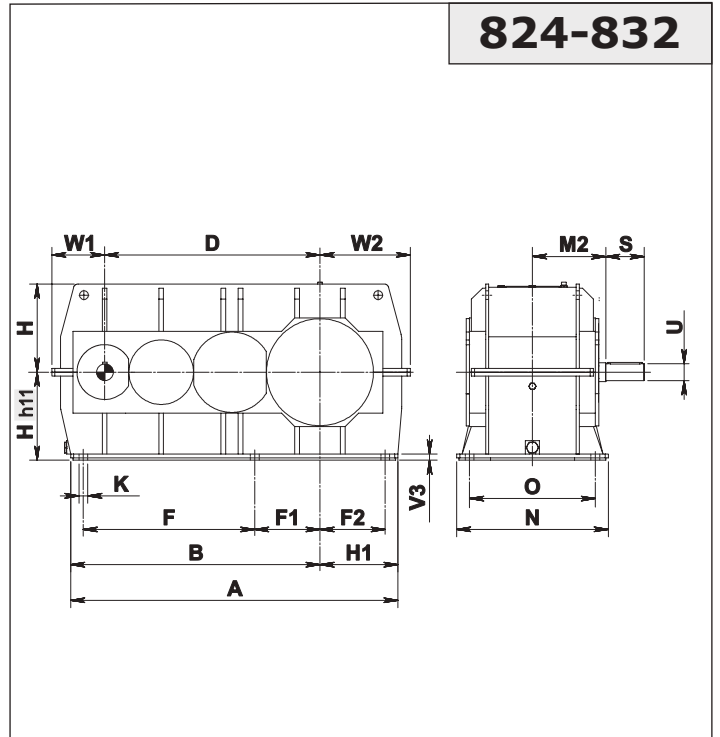
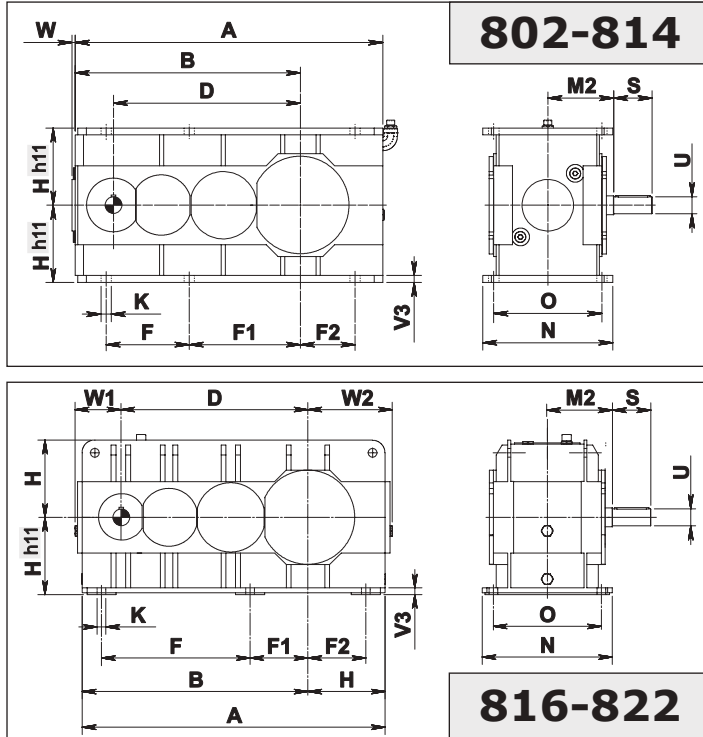
	IEC													
	80	90	100	112	132	160	180	200	225	250	280	315	355	
D F7/H7	19	24	28	28	38	42	48	55	60	65	75	80	100	
P	200	200	250	250	300	350	350	400	450	550	550	660	800	
MN	165	165	215	215	265	300	300	350	400	500	500	600	740	
N G6	130	130	180	180	230	250	250	300	350	450	450	550	680	
K	M10	M10	M12	M12	M12	M16	M16	M16	M16	M16	M16	M20	M20	
SP1/SP2	12/12	12/12	14/14	14/14	16/16	18/18	18/18	20/20	20/20	20/20	20/20	24/24	30	
G1/G2	802	125/ —	125/226	125/236	125/236	195/256	—/286	—/286	—/286					
	804		135/ —	135/249	135/249	160/269	160/299	—/299	—/299	—/329				
	806			180/281	180/281	180/301	180/331	—/331	—/331	—/361				
	808			170/ —	170/ —	175/315	195/345	195/345	—/345	—/375	—/375	—/375		
	810			190/ —	190/ —	195/366	200/396	200/396	—/396	—/426	—/426	—/426	—/456	
	812			205/ —	205/ —	210/388	220/418	220/418	220/418	250/448	—/448	—/448	—/478	
	814					225/ —	235/455	235/455	240/455	250/485	—/485	—/485	—/515	
	816					245/ —	260/496	260/496	265/496	265/526	—/526	—/526	—/556	—/596
	818						280/ —	280/ —	295/527	295/557	295/557	295/557	—/587	—/627
	820						320/ —	320/ —	320/ —	330/606	330/606	330/606	—/636	—/676
822														
826														

A richiesta / On request / Auf Anfrage

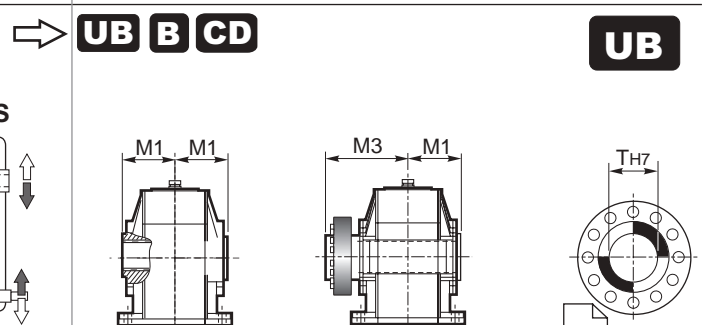
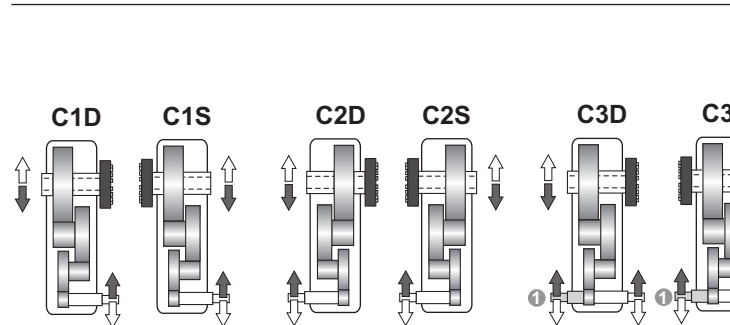
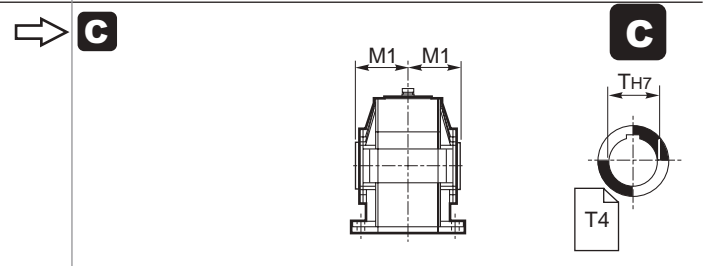
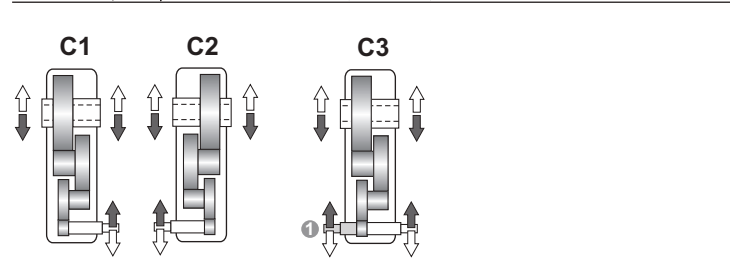
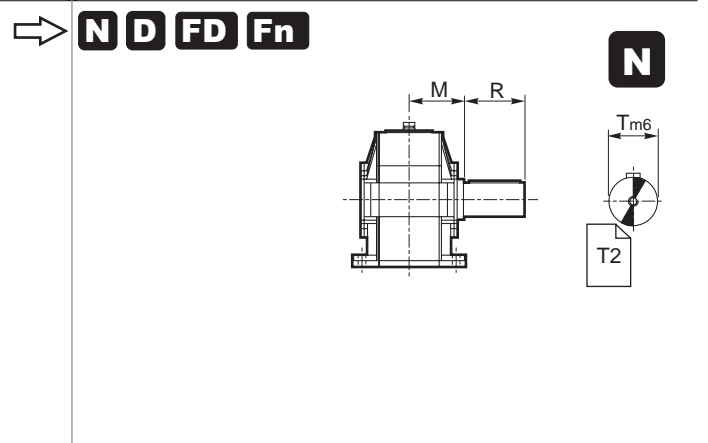
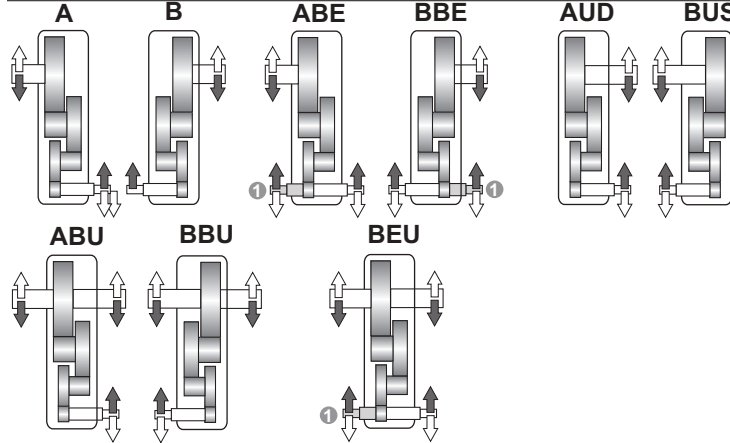
**1.11 Dimensioni**  
Materiale Carcassa - "Acciaio"

**1.11 Dimensions**  
Housing Material - "Steel"

**1.11 Abmessungen**  
Gehäusematerial - "Stahl"



Esecuzione grafica / Shaft arrangement / Grafische Ausführung      **Albero uscita / Output shaft / Abtriebswelle**



1.12 Estremità bisporgente / Double-extended shaft / Doppelseitig herausragendes Wellenende


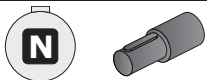
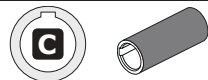




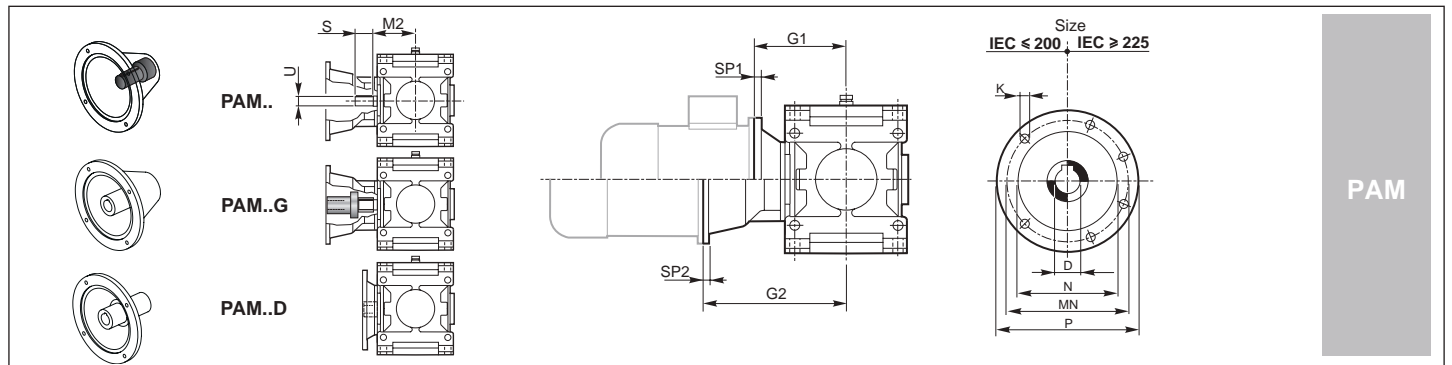
**1.11 Dimensioni**  
Materiale Carcassa - "Acciaio"

**1.11 Dimensions**  
Housing Material - "Steel"

**1.11 Abmessungen**  
Gehäusematerial - "Stahl"

RX 800	Dimensioni generali / Dimensions / Allgemeine Abmessungen															
	A	B	D	F	F1	F2	H	H1	K	N	O	V3	W	W1	W2	kg
802	498	368	305	136	182	90	125	-	18	213	180	10	12	-	-	99
804	562	412	342	153	202.5	103.5	140	-	20	237	200	12	13	-	-	128
806	635	465	385	173	229	117	160	-	22	269	225	15	16	-	-	193
808	712	522	432	194	258	130	180	-	25	297	250	15	17	-	-	273
810	795	585	485	216	288	144	200	-	27	335	280	20	19	-	-	382
812	897	657	545	242	324.5	159.5	225	-	30	379	315	20	20	-	-	534
814	1000	735	610	271	363	179	250	-	33	427	355	20	23	-	-	758
816	1105	825	685	305	407.5	202.5	280	-	36	479	400	30	-	178	318	1045
818	1245	930	770	345	460	230	315	-	39	541	450	30	-	202	357	1464
820	1400	1045	865	388	516.5	259.5	355	-	42	599	500	30	-	232	407	2106
822	1570	1170	970	430	600	300	400	-	45	675	560	35	-	237	437	3000
824	1635	1255	1090	465	660	320	450	380	48	761	630	37	-	250	480	4000
826	1830	1400	1220	500	740	365	500	430	52	850	710	40	-	295	545	4930
828	2082	1586	1370	535	824.5	415	560	496	56	965	800	40	-	336	575	7100
830	2355	1805	1540	570	930	470	630	550	60	1080	900	45	-	380	665	10500
832	2685	2055	1730	605	1042.5	540	710	630	60	1180	1000	50	-	430	735	13900

	Albero entrata / Input shaft / Antriebswelle			Albero uscita / Output shaft / Abtriebswelle								
	ECE 			N 			G 		UB 		B 	
	U	S	M2	T m6	R	M	T H7	M1	T H7	M1	M3	
802	24 i6	63	109	60	112	109	60	109	60	109	170	
804	28 i6	63	121	70	125	121	70	121	70	121	192	
806	32 k6	80	137	80	140	137	80	137	80	137	215	
808	35 k6	80	151	90	160	151	90	151	90	151	246	
810	45 k6	112	170	100	180	170	100	170	100	170	266	
812	50 k6	112	192	110	200	192	110	192	110	192	302	
814	55 m6	125	216	125	225	216	125	216	125	216	335	
816	60 m6	140	242	140	250	242	140	242	140	242	370	
818	65 m6	140	273	160	280	273	160	273	160	273	422	
820	70 m6	160	302	180	315	302	180	302	180	302	477	
822	80 m6	180	340	200	355	340	200	340	200	340	570	
824	90 m6	180	383	220	400	383	220	383	220	383	617	
826	100 m6	200	430	250	450	430	250	430	250	430	685	
828	110 m6	200	485	280	500	485	280	485	280	485	765	
830	125 m6	225	545	320	500	545	320	545	320	545	840	
832	140 m6	250	595	360	560	595	360	595	360	595	930	



	IEC													
	80	90	100	112	132	160	180	200	225	250	280	315	355	
D F7/H7	19	24	28	28	38	42	48	55	60	65	75	80	100	
P	200	200	250	250	300	350	350	400	450	550	550	660	800	
MN	165	165	215	215	265	300	300	350	400	500	500	600	740	
N G6	130	130	180	180	230	250	250	300	350	450	450	550	680	
K	M10	M10	M12	M12	M12	M16	M16	M16	M16	M16	M16	M20	M20	
SP1/SP2	12/12	12/12	14/14	14/14	16/16	18/18	18/18	20/20	20/20	20/20	20/20	24/24	30	
G1/G2	802	125/ —	125/226	125/236	125/236	195/256	—/286	—/286	—/286					
	804		135/ —	135/249	135/249	160/269	160/299	—/299	—/299	—/329				
	806			180/281	180/281	180/301	180/331	—/331	—/331	—/361				
	808			170/ —	170/ —	175/315	195/345	195/345	—/345	—/375	—/375	—/375		
	810			190/ —	190/ —	195/366	200/396	200/396	—/396	—/426	—/426	—/426	—/456	
	812			205/ —	205/ —	210/388	220/418	220/418	220/418	250/448	—/448	—/448	—/478	
	814					225/ —	235/455	235/455	240/455	250/485	—/485	—/485	—/515	
	816					245/ —	260/496	260/496	265/496	265/526	—/526	—/526	—/556	—/596
	818						280/ —	280/ —	295/527	295/557	295/557	295/557	—/587	—/627
	820						320/ —	320/ —	320/ —	330/606	330/606	330/606	—/636	—/676
822														
832														

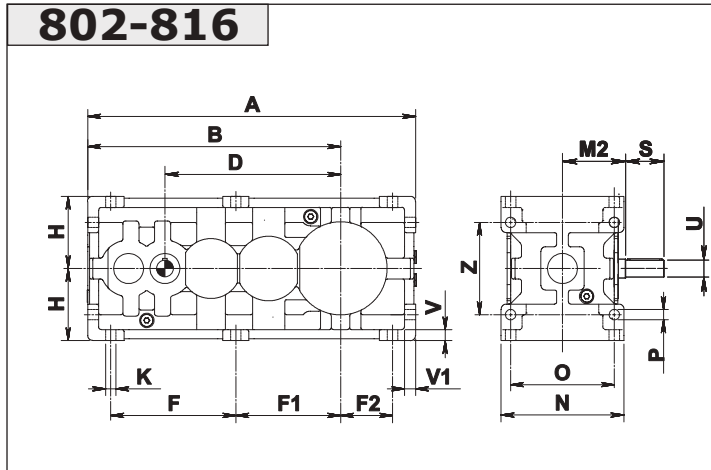
A richiesta / On request / Auf Anfrage

1.11 Dimensioni  
Materiale Carcassa - "Ghisa"- "Acciaio"

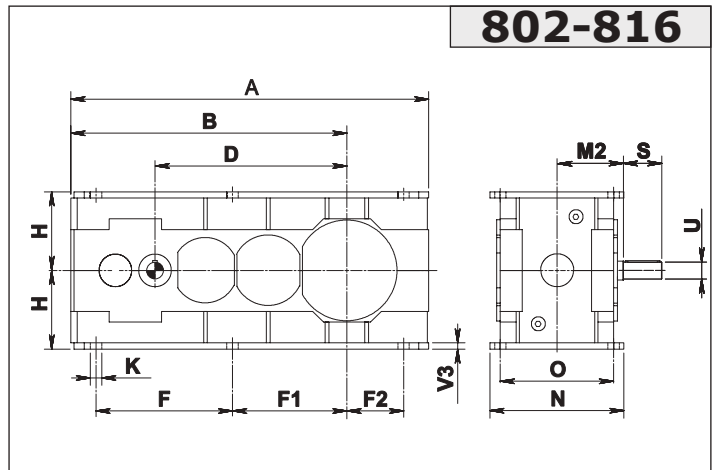
1.11 Dimensions  
Housing Material- "Cast Iron"- "Steel"

1.11 Abmessungen  
Gehäusematerial - "Guss" - "Stahl"

## 802-816



## 802-816

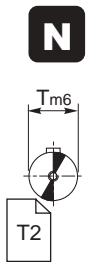
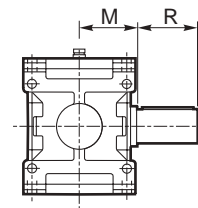
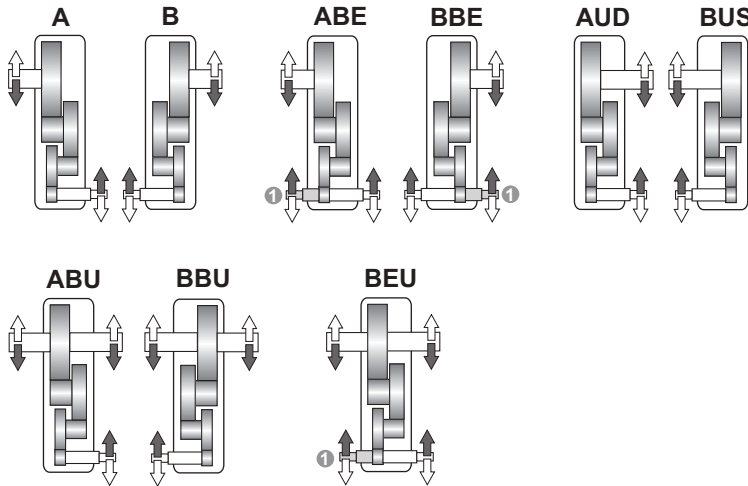


Esecuzione grafica / Shaft arrangement / Grafische Ausführung

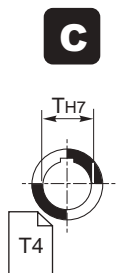
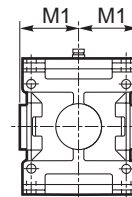
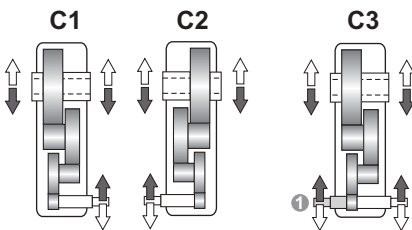
Albero uscita / Output shaft / Abtriebswelle



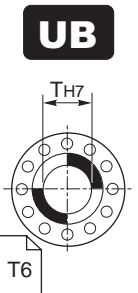
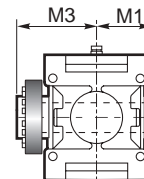
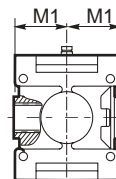
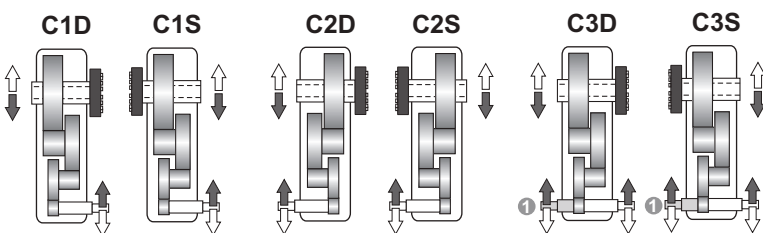
**N D FD Fn**



**C**



**UB B CD**



1.12 Estremità bisorgente / Double-extended shaft / Doppelseitig herausragendes Wellenende

**1.11 Dimensioni**  
Materiale Carcassa - "Ghisa"- "Acciaio"

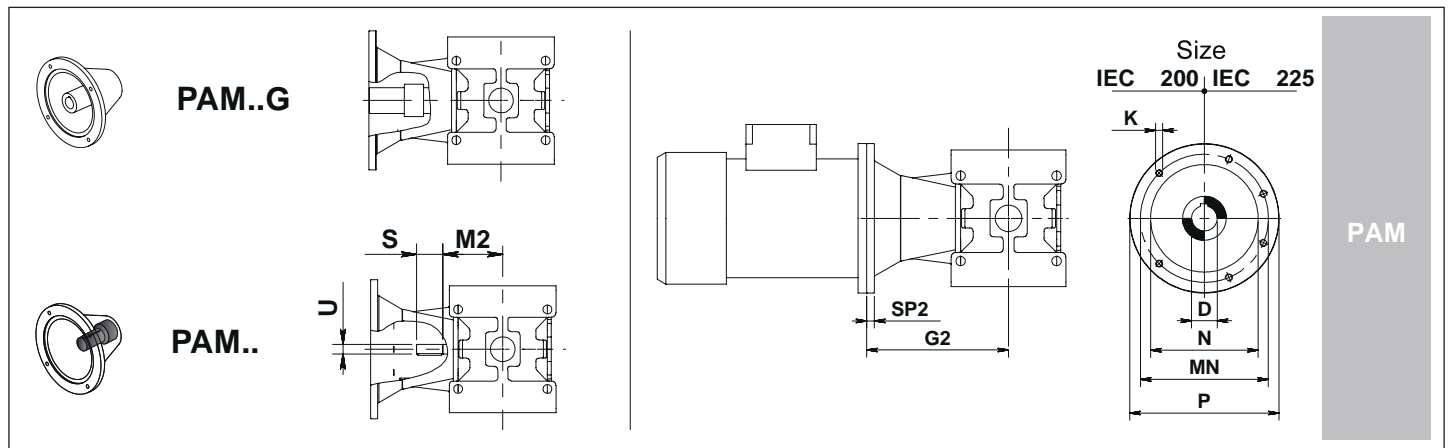
**1.11 Dimensions**  
Housing Material- "Cast Iron"- "Steel"

**1.11 Abmessungen**  
Gehäusematerial - "Guss" - "Stahl"

RX 800	Dimensioni generali / Dimensions / Allgemeine Abmessungen															
	A	B	D	F	F1	F2	H <sub>h11</sub>	K	N	O	P	V	V1	V3	Z	kg
802	569	439	305	217	182	90	125	18	213	180	18	19	19	10	160	110
804	626	476	342	229	202.5	103.5	140	20	237	200	20	21	21	12	180	135
806	718	548	385	266	229	117	160	22	269	225	22	25	25	15	200	200
808	785	595	432	280	258	130	180	25	297	250	25	28	28	15	224	280
810	901	691	485	337	288	144	200	27	335	280	27	32	32	20	250	390
812	991	751	545	355	324.5	159.5	225	30	379	315	30	36	36	20	280	550
814	1136	871	610	422	363	179	250	33	427	355	33	40	40	20	320	770
816	1246	946	685	441	407.5	202.5	280	36	479	400	36	45	45	20	360	1060



	Albero entrata / Input shaft / Antriebswelle			Albero uscita / Output shaft / Abtriebswelle								
	ECE			N			C		UB		B	
	U	S	M2	T m6	R	M	T H7	M1	T H7	M1	M3	
802	24 j6	63	109	60	112	109	60	109	60	109	170	
804	28 j6	63	121	70	125	121	70	121	70	121	192	
806	32 k6	80	137	80	140	137	80	137	80	137	215	
808	35 k6	80	151	90	160	151	90	151	90	151	246	
810	45 k6	112	170	100	180	170	100	170	100	170	266	
812	50 k6	112	192	110	200	192	110	192	110	192	302	
814	55 m6	125	216	125	225	216	125	216	125	216	335	
816	60 m6	140	242	140	250	242	140	242	140	242	370	

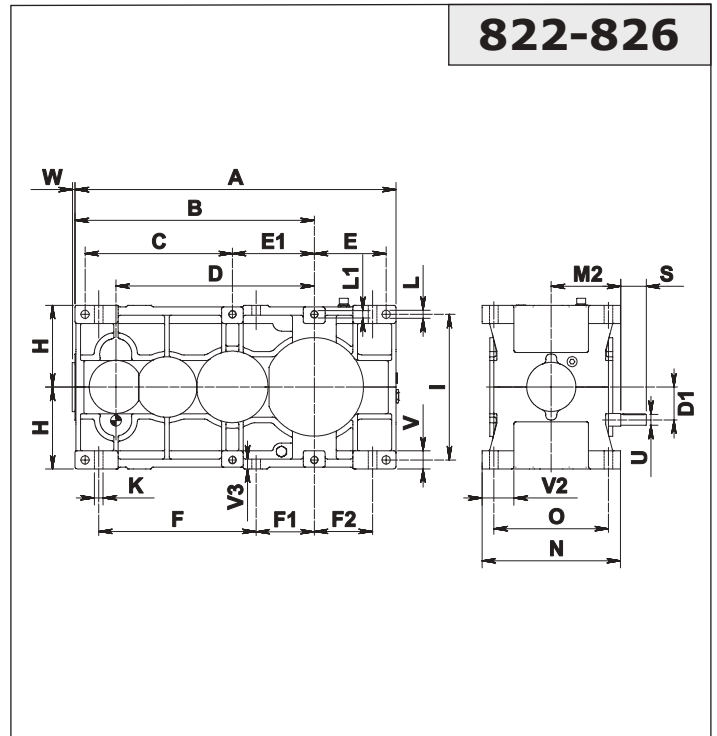
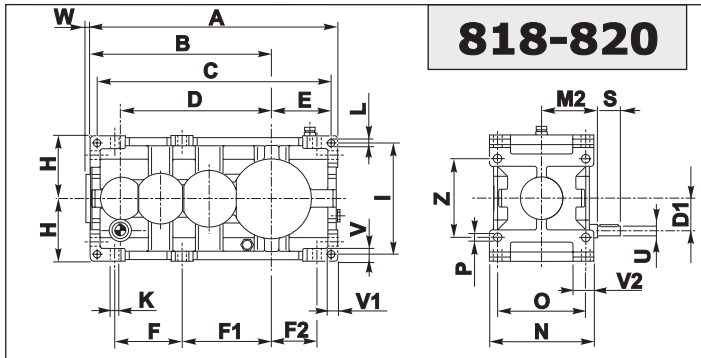
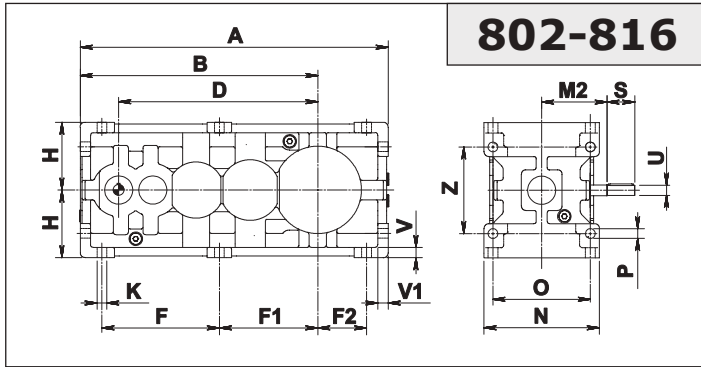


	IEC											
	71	80	90	100	112	132	160	180	200	225	250	280
D H7	14	19	24	28	28	38	42	48	55	60	65	75
P	160	200	200	250	250	300	350	350	400	450	550	550
MN	130	165	165	215	215	265	300	300	350	400	500	500
N G6	110	130	130	180	180	230	250	250	300	350	450	450
K	M8	M10	M10	M12	M12	M12	M16	M16	M16	M16	M16	M 16
SP2	12	12	12	14	14	16	16	16	20	20	20	20
G2	802	208	218	228	238	238	258	288	288	288		
	804	218	228	238	248	248	268	298	298	298		
	806		272.5	272.5	282.5	282.5	302.5	332.5	332.5	332.5	362.5	
	808		285	285	295	295	315	345	345	345	375	
	810				361.5	361.5	370.5	400.5	400.5	400.5	430.5	430.5
	812				379	379	388	418	418	418	448	448
	814				435	435	444	474	474	474	504	504
816				457.5	457.5	466.5	496.5	496.5	496.5	526.5	526.5	526.5

**1.11 Dimensioni**  
Materiale Carcassa - "Ghisa"

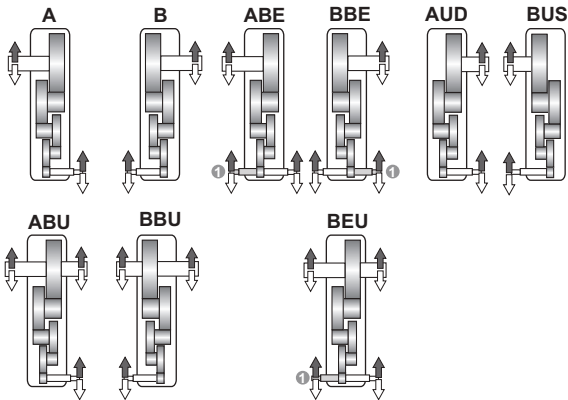
**1.11 Dimensions**  
Housing Material - "Cast Iron"

**1.11 Abmessungen**  
Gehäusematerial - "Guss"

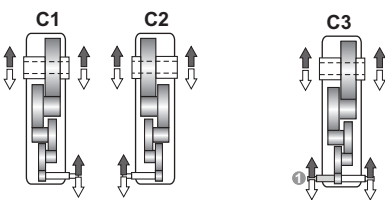
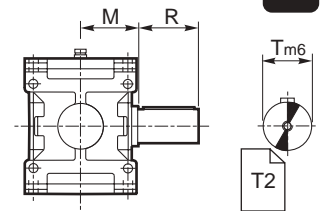


Esecuzione grafica / Shaft arrangement / Grafische Ausführung

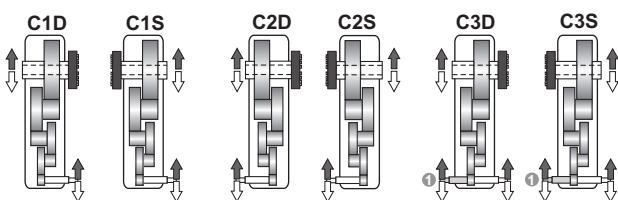
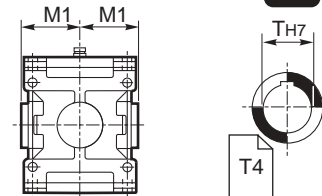
Albero uscita / Output shaft / Abtriebswelle



➔ **N D FD Fn**

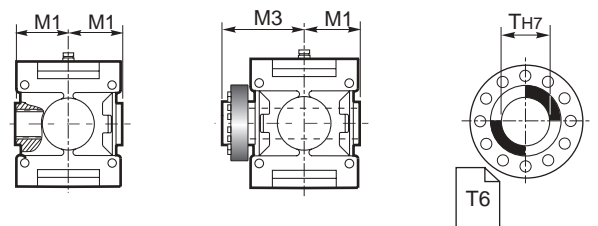


➔ **G**



➔ **UB B CD**

**UB**








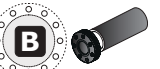
1.12 Estremità bisporgente / Double extended shaft / Doppelseitig herausragendes Wellenende

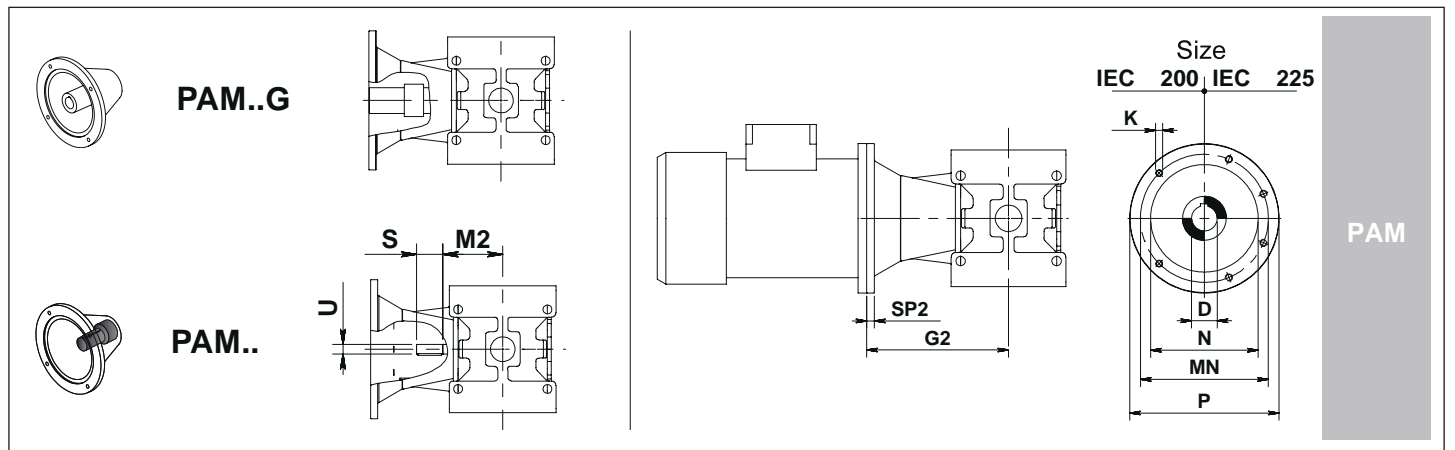
**1.11 Dimensioni**  
Materiale Carcassa - "Ghisa"

**1.11 Dimensions**  
Housing Material - "Cast Iron"

**1.11 Abmessungen**  
Gehäusematerial - "Guss"

RX 800	Dimensioni generali / Dimensions / Allgemeine Abmessungen																						Kg		
	A	B	C	D	D1	E	E1	F	F1	F2	H <sub>h11</sub>	I	K	L	L1	N <sub>h11</sub>	O	P	V	V1	V2	V3		W	Z
802	569	439	-	368	-	-	-	217	182	90	125	-	18	-	-	213	180	18	19	19	-	-	-	160	110
804	626	476	-	405	-	-	-	229	202.5	103.5	140	-	20	-	-	237	200	20	21	21	-	-	-	180	135
806	718	548	-	458	-	-	-	266	229	117	160	-	22	-	-	269	225	22	25	25	-	-	-	200	200
808	785	595	-	505	-	-	-	280	258	130	180	-	25	-	-	297	250	25	28	28	-	-	-	224	280
810	901	691	-	579	-	-	-	337	288	144	200	-	27	-	-	335	280	27	32	32	-	-	-	250	390
812	991	751	-	639	-	-	-	355	324.5	159.5	225	-	30	-	-	379	315	30	36	36	-	-	-	280	550
814	1136	871	-	731	-	-	-	422	363	179	250	-	33	-	-	427	355	33	40	40	-	-	-	320	770
816	1246	946	-	806	-	-	-	441	407.5	202.5	280	-	36	-	-	479	400	36	45	45	-	-	-	360	1060
818	1270	930	1206	770	125	308	-	345	460	230	315	560	39	35	-	541	450	39	63	50	114.5	-	28	400	1460
820	1425	1045	1353	865	140	344	-	388	516.5	259.5	355	638	42	39	-	599	500	42	70	56	124	-	30	450	2030
822	1570	1170	720	970	160	350	400	770	300	300	400	710	45	42	M39	675	560	-	90	-	162	50	29	-	2880
824	1765	1315	810	1090	180	395	450	865	320	320	450	800	48	45	M42	761	630	-	100	-	175	55	30	-	3965
826	1970	1470	910	1220	200	440	500	970	365	365	500	900	52	52	M45	855	710	-	100	-	197	55	34	-	5210

	Albero entrata / Input shaft / Antriebswelle								Albero uscita / Output shaft / Abtriebswelle																						
	ECE 				ECR 				N 				C 				UB 				B 										
	A richiesta/On request/Auf Anfrage								T <sub>m6</sub>				R				M				T <sub>H7</sub>				M1				M3		
	U	S	M2	ir	U	S	M2	T <sub>m6</sub>	R	M	T <sub>H7</sub>	M1	T <sub>H7</sub>	M1	M3	T <sub>H7</sub>	M1	M3	T <sub>H7</sub>	M1	M3	T <sub>H7</sub>	M1	M3							
802	19 j6	51	121	<123	24 j6	63	109	60	112	109	60	109	60	109	170	60	109	170	60	109	170	60	109	170							
804	19 j6	51	121	<113	28 j6	63	121	70	125	121	70	121	70	121	192	70	121	192	70	121	192	70	121	192							
806	24 j6	66	151	<124	32 k6	80	137	80	140	137	80	137	80	137	215	80	137	215	80	137	215	80	137	215							
808	24 j6	66	151	<123	35 k6	80	151	90	160	151	90	151	90	151	246	90	151	246	90	151	246	90	151	246							
810	28 j6	90	192	<126	45 k6	112	170	100	180	170	100	170	100	170	266	100	170	266	100	170	266	100	170	266							
812	28 j6	90	192	<125	50 k6	112	192	110	200	192	110	192	110	192	302	110	192	302	110	192	302	110	192	302							
814	32 k6	100	242	<132	55 m6	125	216	125	225	216	125	216	125	216	335	125	216	335	125	216	335	125	216	335							
816	32 k6	100	242	<123	60 m6	140	242	140	250	242	140	242	140	242	370	140	242	370	140	242	370	140	242	370							
818	45 k6	112	273	-	-	-	-	160	280	273	160	273	160	273	422	160	273	422	160	273	422	160	273	422							
820	50 k6	112	302	-	-	-	-	180	315	302	180	302	180	302	477	180	302	477	180	302	477	180	302	477							
822	55 m6	125	340	-	-	-	-	200	355	340	200	340	200	340	570	200	340	570	200	340	570	200	340	570							
824	60 m6	140	383	-	-	-	-	220	400	383	220	383	220	383	617	220	383	617	220	383	617	220	383	617							
826	65 m6	140	430	-	-	-	-	250	450	430	250	430	250	430	685	250	430	685	250	430	685	250	430	685							

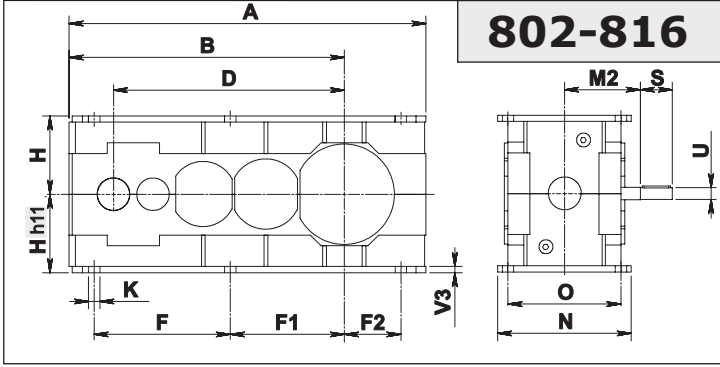


	IEC												
	71	80	90	100	112	132	160	180	200	225	250	280	
D H7	14	19	24	28	28	38	42	48	55	60	65	75	
P	160	200	200	250	250	300	350	350	400	450	550	550	
MN	130	165	165	215	215	265	300	300	350	400	500	500	
N G6	110	130	130	180	180	230	250	250	300	350	450	450	
K	M8	M10	M10	M12	M12	M12	M16	M16	M16	M16	M16	M 16	
SP2	12	12	12	14	14	16	16	16	20	20	20	20	
G2	802	208	218	228	238	238	258	288	288	288			
	804	218	228	238	248	248	268	298	298	298			
	806		272.5	272.5	282.5	282.5	302.5	332.5	332.5	332.5	362.5		
	808		285	285	295	295	315	345	345	345	375		
	810				361.5	361.5	370.5	400.5	400.5	400.5	430.5	430.5	
	812				379	379	388	418	418	418	448	448	
	814				435	435	444	474	474	474	504	504	
	816				457.5	457.5	466.5	496.5	496.5	496.5	526.5	526.5	526.5
	818						469	499	499	499	529	529	529
	820							528	528	528	558	558	558
822	A richiesta / On request / Auf Anfrage												
824	A richiesta / On request / Auf Anfrage												
826	A richiesta / On request / Auf Anfrage												

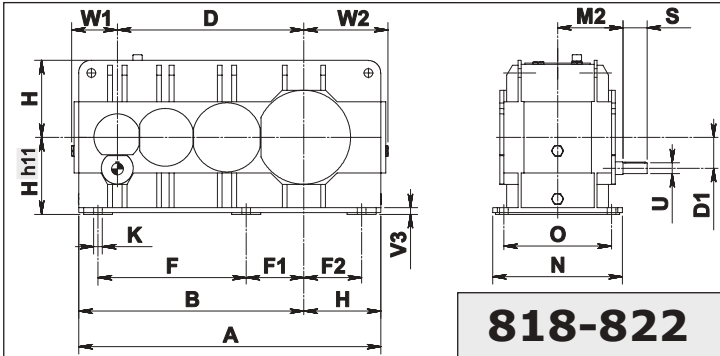
**1.11 Dimensioni**  
Materiale Carcassa - "Acciaio"

**1.11 Dimensions**  
Housing Material - "Steel"

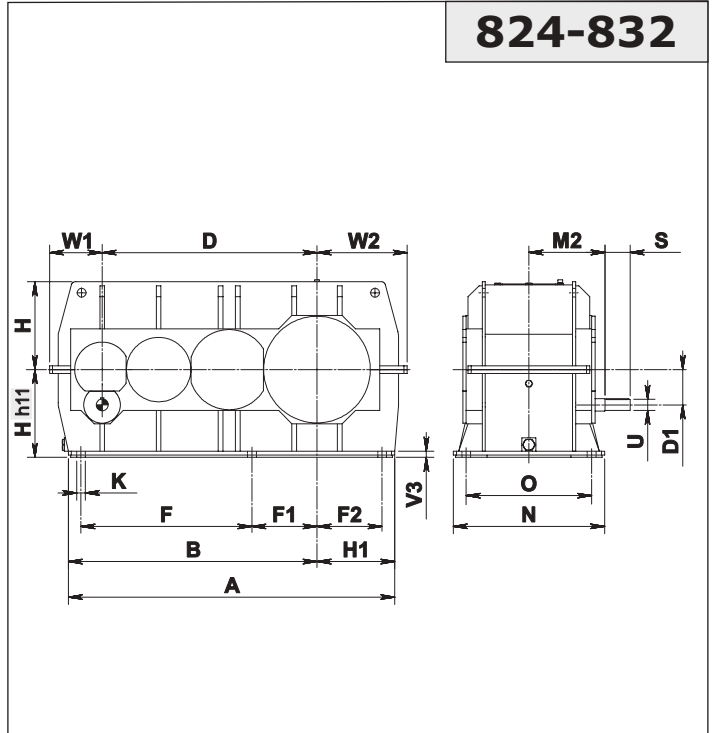
**1.11 Abmessungen**  
Gehäusematerial - "Stahl"



**802-816**



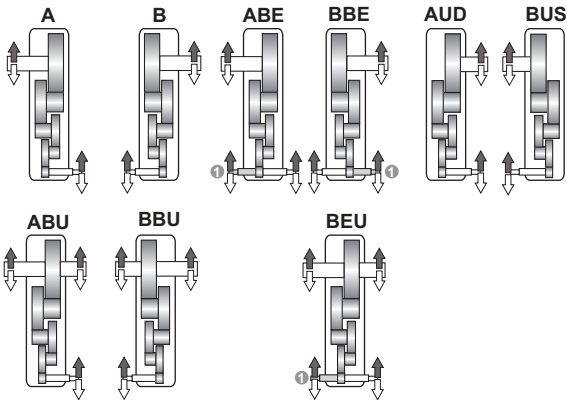
**818-822**



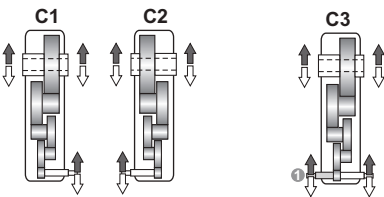
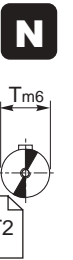
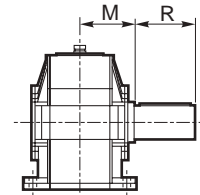
**824-832**

Esecuzione grafica / Shaft arrangement / Grafische Ausführung

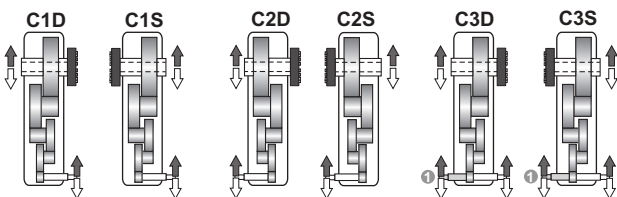
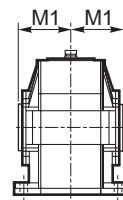
Albero uscita / Output shaft / Abtriebswelle




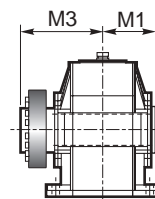
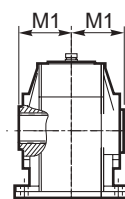
➔ **N D FD Fn**



➔ **C**



➔ **UB B CD**



1.12 Estremità bisporgente / Double extended shaft / Doppelseitig herausragendes Wellenende

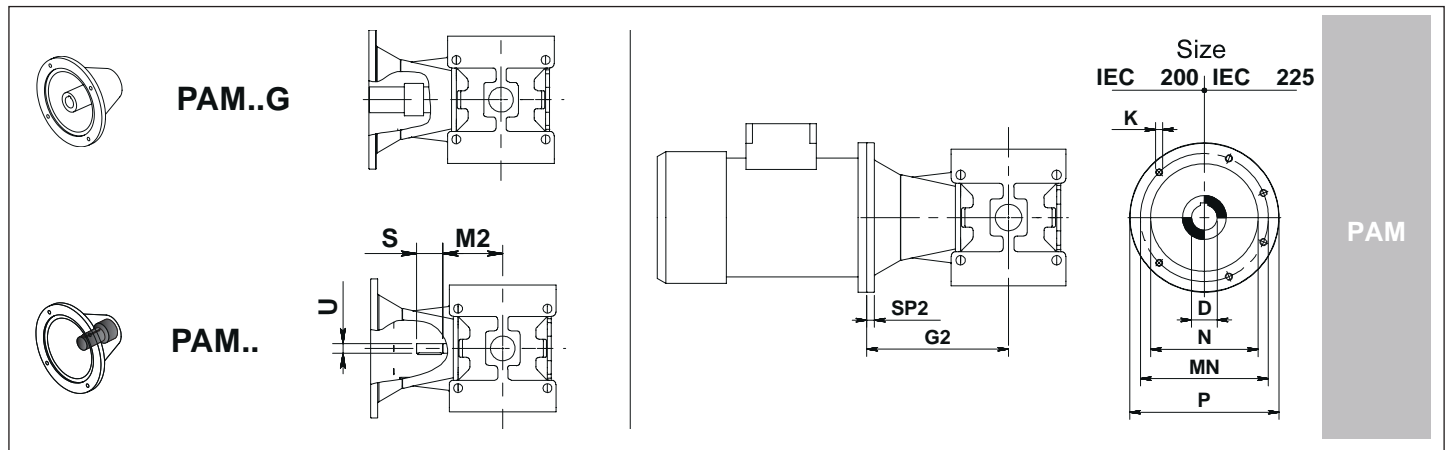
**1.11 Dimensioni**  
Materiale Carcassa - "Acciaio"

**1.11 Dimensions**  
Housing Material - "Steel"

**1.11 Abmessungen**  
Gehäusematerial - "Stahl"

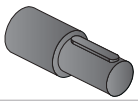
RX 800	Dimensioni generali / Dimensions / Allgemeine Abmessungen															
	A	B	D	D1	F	F1	F2	H h11	H1	K	N h11	O	V3	W1	W2	Kg
802	569	439	368	-	217	182	90	125	-	18	213	180	10	-	-	110
804	626	476	405	-	229	202.5	103.5	140	-	20	237	200	12	-	-	135
806	718	548	458	-	266	229	117	160	-	22	269	225	15	-	-	200
808	785	595	505	-	280	258	130	180	-	25	297	250	15	-	-	280
810	901	691	579	-	337	288	144	200	-	27	335	280	20	-	-	390
812	991	751	639	-	355	324.5	159.5	225	-	30	379	315	20	-	-	550
814	1136	871	731	-	422	363	179	250	-	33	427	355	20	-	-	770
816	1246	946	806	-	441	407.5	202.5	280	-	36	479	400	20	-	-	1060
818	1245	930	770	125	345	460	230	315	-	39	541	450	30	202	357	1524
820	1400	1045	865	140	388	516.5	259.5	355	-	42	599	500	30	232	407	2204
822	1570	1170	970	160	770	300	300	400	-	45	675	560	35	237	437	3030
824	1635	1255	1090	180	865	320	320	450	380	48	761	630	37	250	480	4100
826	1830	1400	1220	200	970	365	365	500	430	52	850	710	40	295	545	5200
828	2082	1586	1370	225	1090	415	415	560	496	56	965	800	40	336	575	7300
830	2355	1805	1540	250	1225	470	470	630	550	60	1080	900	45	380	665	10800
832	2685	2055	1730	280	1375	540	540	710	630	60	1180	1000	50	430	735	14300

	Albero entrata / Input shaft / Antriebswelle						Albero uscita / Output shaft / Abtriebswelle								
	ECE		ECR		N		C		UB		B				
	U	S	M2	ir	U	S	M2	T m6	R	M	T H7	M1	T H7	M1	M3
802	19 i6	51	121	<122	24 i6	63	109	60	112	109	60	109	60	109	170
804	19 i6	51	121	<113	28 i6	63	121	70	125	121	70	121	70	121	192
806	24 i6	66	151	<124	32 k6	80	137	80	140	137	80	137	80	137	215
808	24 i6	66	151	<123	35 k6	80	151	90	160	151	90	151	90	151	246
810	28 i6	90	192	<126	45 k6	112	170	100	180	170	100	170	100	170	266
812	28 i6	90	192	<125	50 k6	112	192	110	200	192	110	192	110	192	302
814	32 k6	100	242	<132	55 m6	125	216	125	225	216	125	216	125	216	335
816	32 k6	100	242	<123	60 m6	140	242	140	250	242	140	242	140	242	370
818	45 k6	112	273	-	-	-	-	160	280	273	160	273	160	273	422
820	50 k6	112	302	-	-	-	-	180	315	302	180	302	180	302	477
822	55 m6	125	340	-	-	-	-	200	355	340	200	340	200	340	570
824	60 m6	140	383	-	-	-	-	220	400	383	220	383	220	383	617
826	65 m6	140	430	-	-	-	-	250	450	430	250	430	250	430	685
828	70 m6	160	485	-	-	-	-	280	500	485	280	485	280	485	765
830	80 m6	180	545	-	-	-	-	320	500	545	320	545	320	545	840
832	90 m6	180	595	-	-	-	-	360	560	595	360	595	360	595	930



	IEC											
	71	80	90	100	112	132	160	180	200	225	250	280
D H7	14	19	24	28	28	38	42	48	55	60	65	75
P	160	200	200	250	250	300	350	350	400	450	550	550
MN	130	165	165	215	215	265	300	300	350	400	500	500
N G6	110	130	130	180	180	230	250	250	300	350	450	450
K	M8	M10	M10	M12	M12	M12	M16	M16	M16	M16	M16	M 16
SP2	12	12	12	14	14	16	16	16	20	20	20	20
G2	802	208	218	228	238	238	258	288	288	288		
	804	218	228	238	248	248	268	298	298	298		
	806		272.5	272.5	282.5	282.5	302.5	332.5	332.5	332.5	362.5	
	808		285	285	295	295	315	345	345	345	375	
	810				361.5	361.5	370.5	400.5	400.5	400.5	430.5	430.5
	812				379	379	388	418	418	418	448	448
	814				435	435	444	474	474	474	504	504
	816				457.5	457.5	466.5	496.5	496.5	496.5	526.5	526.5
	818						469	499	499	499	529	529
	820							528	528	528	558	558
822												
832												

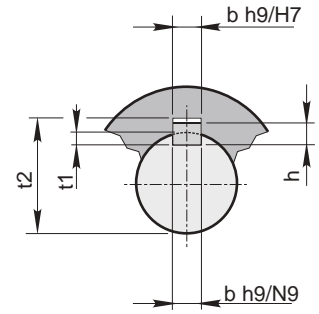
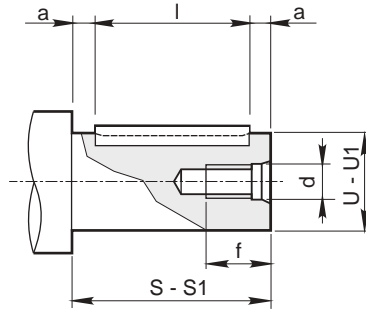
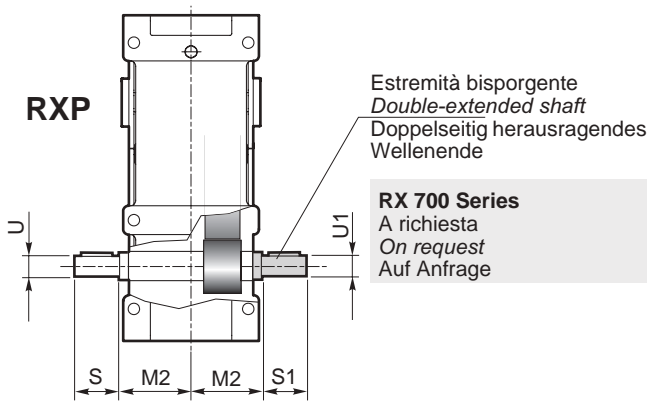
A richiesta / On request / Auf Anfrage



1.12 - Estremità d'albero entrata

1.12 - Input shaft end

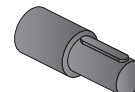
1.12 - Ende der Antriebswelle



**RX 700 Series**

RXP 1				RXP 2				RXP 3				Foro fil. testa Tapped hole Gewindebohrung Kopf		Cava Keyway Nut			Estremità d'albero Shaft end Wellenende			Linguetta Key Federkeil
Size	U	S	M2	Size	U	S	M2	Size	U	S	M2	d	f	b	t1	t2	U	S <sub>a11</sub>	a	bxhxl
704	19 j6	40	57.5	708	19 j6	40	65	708	14 j6	30	65	M6	14	5	3	16.3	14 j6	30	2.5	5X5X25
708	24 j6	50	65	712	24 j6	50	77.5	712	19 j6	40	77.5	M6	15	6	3.5	21.8	19 j6	40	5	6X6X30
712	28 j6	60	77.5	716	28 j6	60	90	716	24 j6	50	90	M8	20	8	4	27.3	24 j6	50	5	8X7X40
716	38 k6	80	90	720	38 k6	80	110	720	28 j6	60	110	M8	20	8	4	31.3	28 j6	60	5	8X7X50
720	48 k6	80	110									M10	27	10	5	41.3	38 k6	80	5	10X8X70
												M 10	27	10	5.5	51.8	48 k6	80	5	14X9X70





1.12 - Estremità d'albero entrata

1.12 - Input shaft end

1.12 - Ende der Antriebswelle



RX 800 Series	RXP1					
	ir	U	S	U1	S1	M2
802	< 4.6	45 k6	112	45 k6	112	137
	≥ 4.6			35 k6	63	
804	< 4.4	50 k6	112	50 k6	112	151
	≥ 4.4			40 k6	70	
806	< 4.8	55 m6	125	55 m6	125	170
	≥ 4.8			45 k6	80	
808	< 5.3	60 m6	140	60 m6	140	192
	≥ 5.3			50 k6	90	
810	< 5.3	65 m6	140	65 m6	140	216
	≥ 5.3			55 m6	100	
812	< 5.4	70 m6	160	70 m6	160	242
	≥ 5.4			60 m6	112	
814	< 5.5	80 m6	180	80 m6	180	273
	≥ 5.5			70 m6	125	
816	< 5.3	90 m6	180	90 m6	180	302
	≥ 5.3			80 m6	140	
818	< 5.9	100 m6	200	100 m6	200	273
	≥ 5.9			90 m6	160	
820	—	110 m6	200	110 m6	200	302
822	—	125 m6	225	125 m6	225	340
824	—	140 m6	250	140 m6	250	383

RX 800 Series	RXP2					
	ir	U	S	U1	S1	M2
802	< 21.0	32 k6	80	32 k6	80	109
	≥ 21.0			28 k6	50	
804	< 20.9	35 k6	80	35 k6	80	121
	≥ 20.9			32 k6	56	
806	< 18.2	45 k6	112	45 k6	112	137
	≥ 18.2			35 k6	63	
808	< 17.7	50 k6	112	50 k6	112	151
	≥ 17.7			40 k6	70	
810	< 19.7	55 m6	125	55 m6	125	170
	≥ 19.7			45 k6	80	
812	< 20.6	60 m6	140	60 m6	140	192
	≥ 20.6			50 k6	90	
814	< 20.9	65 m6	140	65 m6	140	216
	≥ 20.9			55 m6	100	
816	< 20.9	70 m6	160	70 m6	160	242
	≥ 20.9			60 m6	112	
818	< 21.9	80 m6	180	80 m6	180	273
	≥ 21.9			70 m6	125	
820	< 21.3	90 m6	180	90 m6	180	302
	≥ 21.3			80 m6	140	
822	—	100 m6	200	100 m6	200	340
824	—	110 m6	200	110 m6	200	383
826	—	125 m6	225	125 m6	225	430
828	—	140 m6	250	140 m5	250	485
830	—	160 m6	280	160 m6	280	545

RX 800 Series	RXP3			
	U - U1	S - S1	M2	
802	24 j6	63	109	
804	28 j6	63	121	
806	32 k6	80	137	
808	35 k6	80	151	
810	45 k6	112	170	
812	50 k6	112	192	
814	55 m6	125	216	
816	60 m6	140	242	
818	65 m6	140	273	
820	70 m6	160	302	
822	80 m6	180	340	
824	90 m6	180	383	
826	100 m6	200	430	
828	110 m6	200	485	
830	125 m6	225	545	
832	140 m6	250	595	

RX 800 Series	RXP4							
	ECE				ECR			
	U - U1	S - S1	M2	ir	U-U1	S-S1	M2	
802	19 j6	51	121	<122	24 j6	63	109	
804	19 j6	51	121	<113	28 j6	63	121	
806	24 j6	66	151	<124	32 k6	80	137	
808	24 j6	66	151	<123	35 k6	80	151	
810	28 j6	90	192	<126	45 k6	112	170	
812	28 j6	90	192	<125	50 k6	112	192	
814	32 k6	100	242	<132	55 m6	125	216	
816	32 k6	100	242	<123	60 m6	140	245	
818	45 k6	112	273					
820	50 k6	112	302					
822	55 m6	125	340					
824	60 m6	140	383					
826	65 m6	140	430					
828	70 m6	160	485					
830	80 m6	180	545					
832	90 m6	180	595					

U - U1	Foro fil. testa Tapped hole Gewindebohrung Kopf		Cava / Keyway / Nut			Estremità d'albero Shaft end Wellenende		Linguetta Key Federkeil	Estremità d'albero Shaft end Wellenende		Linguetta Key Federkeil
	d	f	b	t <sub>1</sub>	t <sub>2</sub>	S a11	a		S1 a11	a	
16 j6	M6	15	5	3	18.3	40	4	5x5x32	—	—	—
19 j6	M6	15	6	3.5	21.8	51	3	6x6x45	—	—	—
24 j6	M8	22	8	4	27.3	63*	4*	8x7x55*	—	—	—
						66**	3**	8x7x60**			
28 j6	M8	22	8	4	31.3	63*	4*	8x7x55	50	2.5	8x7x45
						90**	5**	8x7x80**			
32 k6	M8	22	10	5	35.3	80*	5*	10x8x70*	56	3	10x8x50
						100**	5**	10x8x90**			
35 k6	M10	27	10	5	38.3	80	5	10x8x70	63	4	10x8x55
40 k6	M10	27	12	5	43.3				70	5	12x8x60
45 k6	M10	27	14	5.5	48.8	112	6	14x9x100	80	5	14x9x70
50 k6	M12	35	14	5.5	53.8	112	6	14x9x100	90	5	14x9x80
55 m6	M12	35	16	6	59.3	125	7.5	16x10x110	100	5	16x10x90
60 m6	M12	35	18	7	64.4	140	7.5	18x11x125	112	6	18x11x100
65 m6	M16	39	18	7	69.4	140	7.5	18x11x125			
70 m6	M16	39	20	7.5	74.9	160	10	20x12x140	125	7.5	20x12x110
80 m6	M16	39	22	9	85.4	180	10	22x14x160	140	7.5	22x14x125
90 m6	M16	39	25	9	95.4	180	15	25x14x150	160	10	25x14x140
100 m6	M20	46	28	10	106.4	200	15	28x16x170	200	15	28x16x170
110 m6	M20	46	28	10	116.4	200	10	28x16x180	200	10	28x16x180
125 m6	M20	46	32	11	132.4	225	22.5	32x18x180	225	22.5	32x18x180
140 m6	M24	56	36	12	148.4	250	25	36x20x200	250	25	36x20x200
160 m6	M24	56	40	13	169.4	280	15	40x22x250	280	15	40x22x250

\*RXP 3  
\*\* RXP4



1.13 Accessori

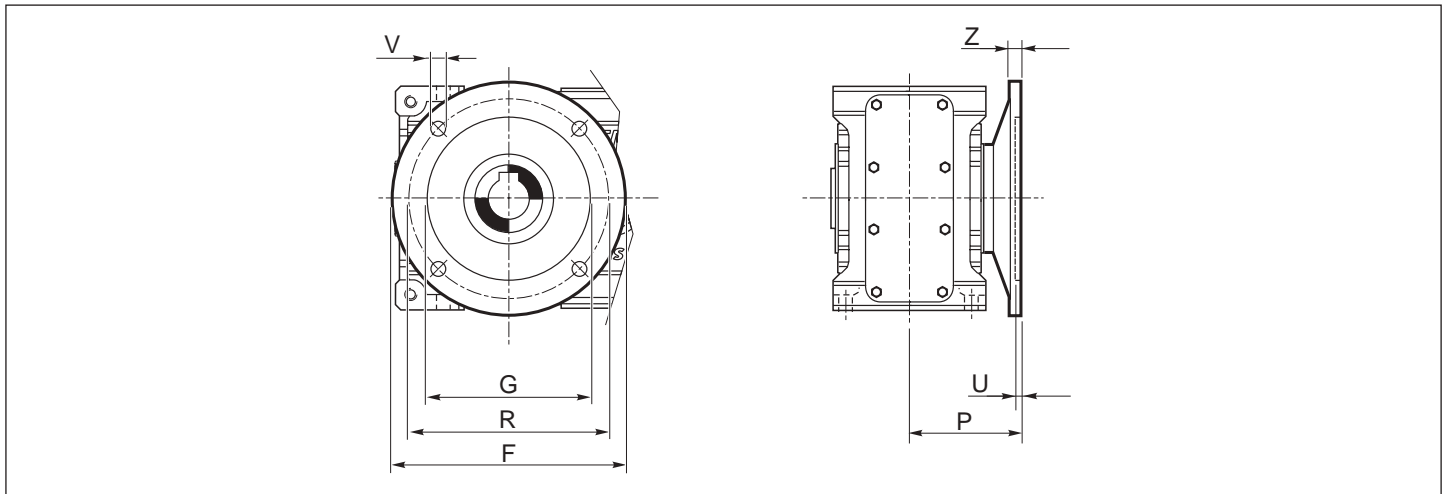
1.13 Accessories

1.13 Zubehör

Flange di uscita - F

Output flanges -F

Abtriebsflansch -F



<b>RX 700 Series</b>	<b>704</b>	<b>708</b>	<b>712</b>	<b>716</b>	<b>720</b>
<b>F</b>	160	200	250	300	350
<b>G F8</b>	110	130	180	230	250
<b>R</b>	130	165	215	265	300
<b>P</b>	87	100	125	150	180
<b>U</b>	4	4.5	5	5	6
<b>V</b>	9	11	13	15	17
<b>Z</b>	8	11	14	16	25

1.13 Accessori

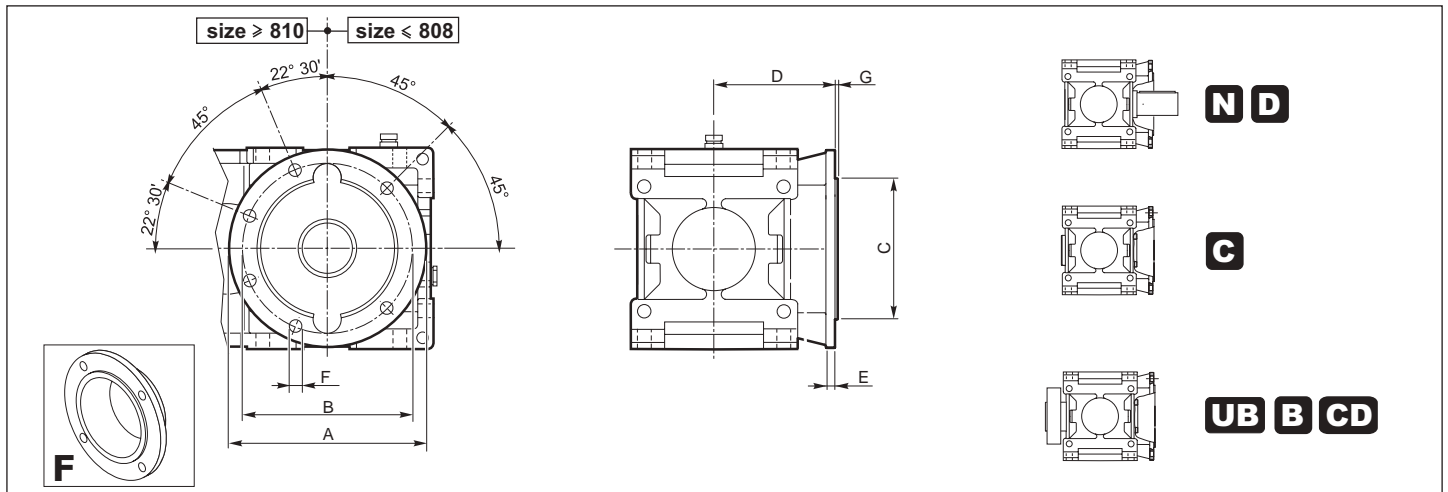
1.13 Accessories

1.13 Zubehör

Flange di uscita - F

Output flanges -F

Abtriebsflansch -F

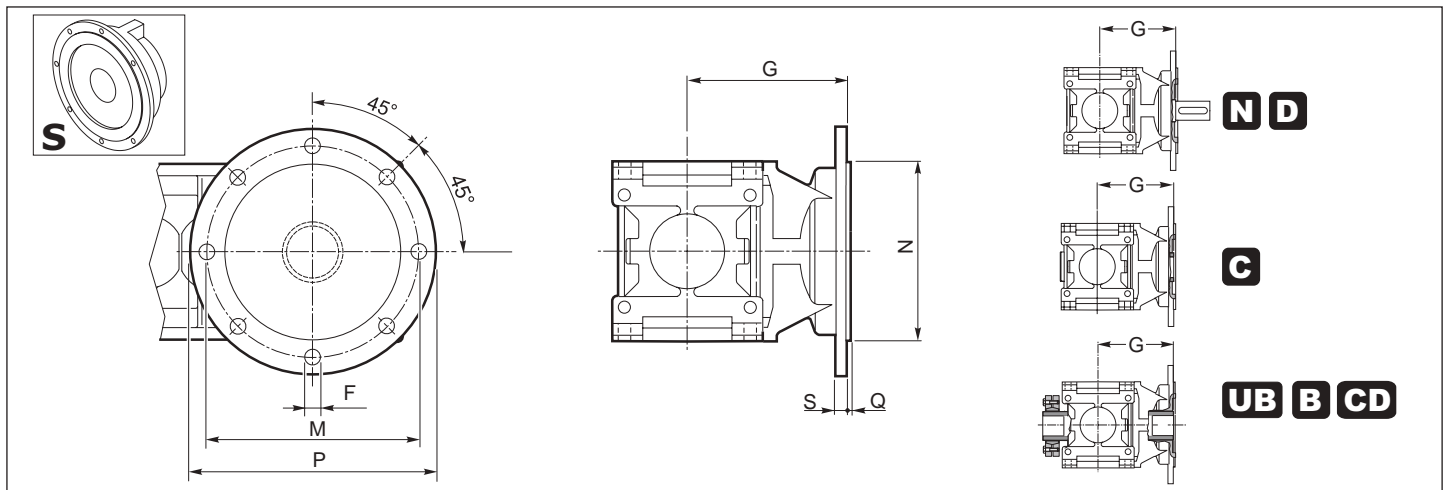


RX 800 Series	A	B	∅ C h7	D	E	F	G
802	250	215	180	155	14	18	5
804	300	265	230	175	14	18	5
806	350	300	250	195	16	20	5
808	350	300	250	215	16	22	5
810	400	350	300	240	16	22	5
812	450	400	350	270	16	24	5
814	550	500	450	300	18	27	7
816	550	500	450	340	20	30	7
818	660	600	550	375	22	33	7
820	660	600	550	410	22	36	7

Flange di uscita - S

Output flanges - S

Abtriebsflansch -S



RX 800 Series	F	G	M	N	P	Q	S
802	16	228	300	250	350	4	16
804	16	248	300	250	350	4	18
806	18	268	350	300	400	5	18
808	18	303	400	350	450	5	20
810	20	333	450	400	500	6	20
812	20	372	500	450	550	6	22
814	22	407	550	500	600	7	22
816	25	452	600	550	650	7	25
818	27	502	650	600	700	8	25
820	30	551	750	650	800	8	28



1.13 Accessori

Sistema con ventola

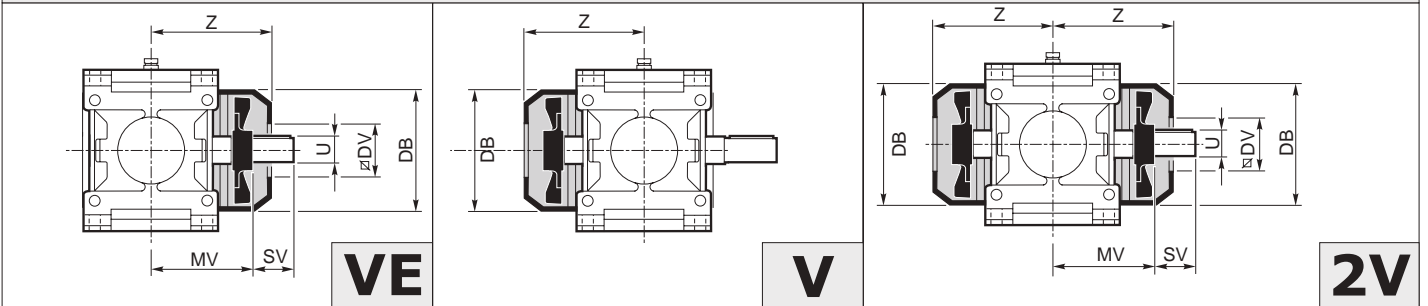
1.13 Accessories

Fan cooling

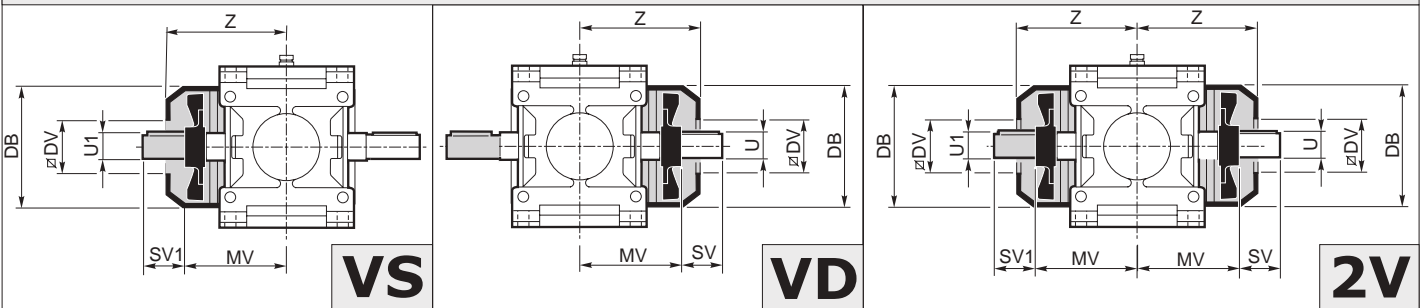
1.13 Zubehör

System mit Lüfterrad

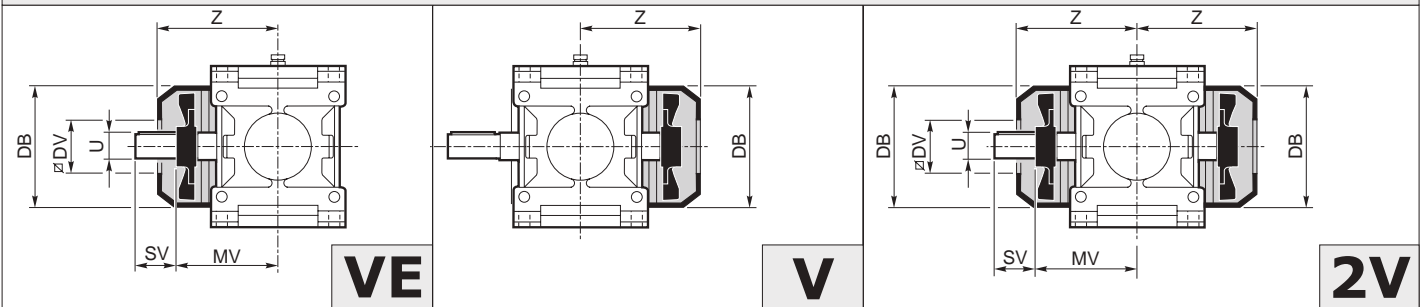
**A - AUD - ABU - C1 - C1D - C1S**



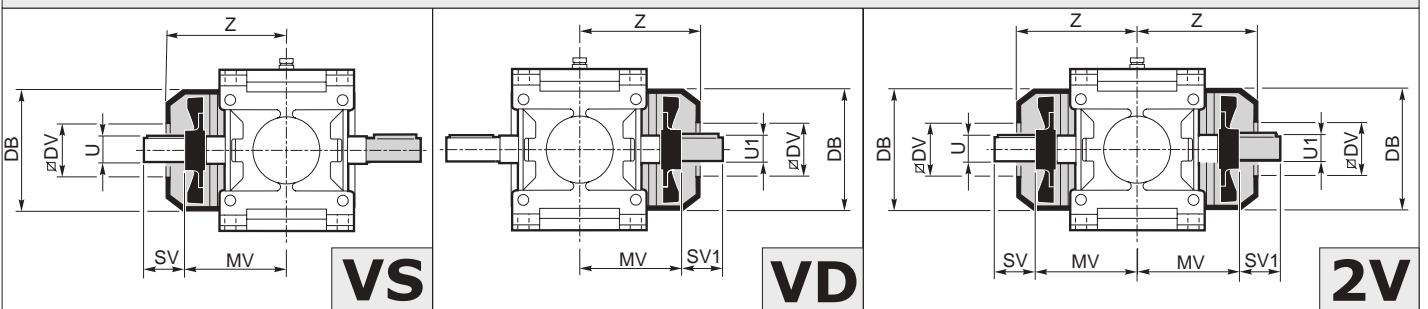
**ABE - BEU - C3 - C3D - C3S**



**B - BUS - BBU - C2 - C2D - C2S**



**BBE**



1.13 Accessori

1.13 Accessories

1.13 Zubehör

Sistema con ventola

Fan cooling

System mit Lüfterrad



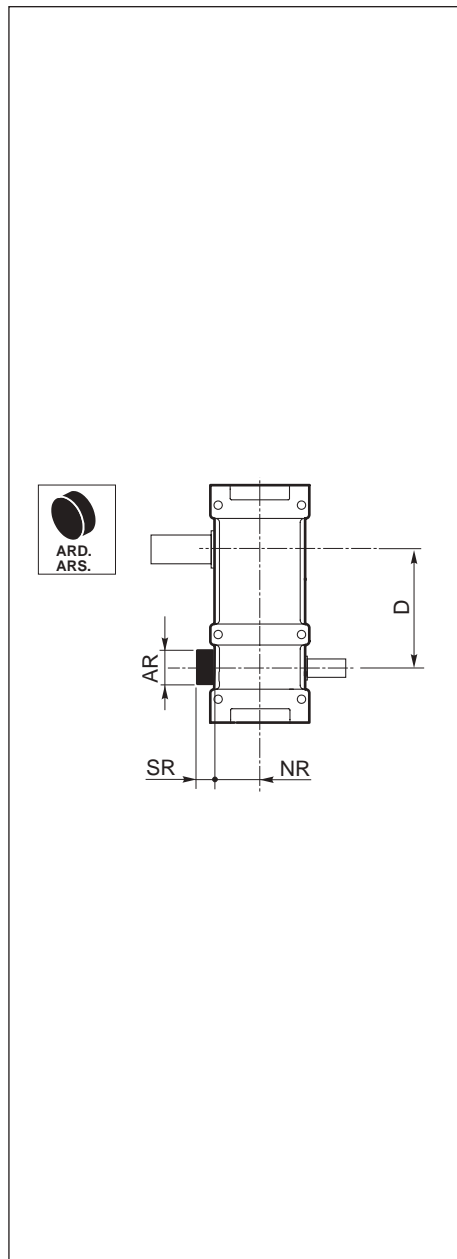
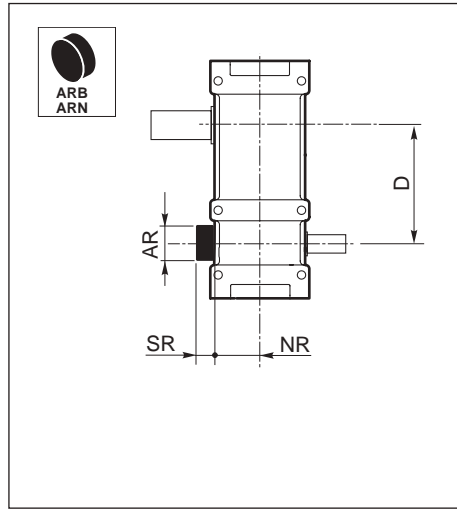
RX 800 Series	RXP1								
	Z	MV	DB	DV	ir	U	SV	U1	SV1
802	209	163	220	98	< 4.6	45 k6	86	45 k6	86
					≥ 4.6			35 k6	37
804	220	177	220	98	< 4.4	50 k6	86	50 k6	86
					≥ 4.4			40 k6	44
806	257	208	260	118	< 4.8	55 m6	87	55 m6	87
					≥ 4.8			45 k6	42
808	271	230	260	118	< 5.3	60 m6	102	60 m6	102
					≥ 5.3			50 k6	52
810	312	254	310	138	< 5.3	65 m6	102	65 m6	102
					≥ 5.3			55 m6	62
812	338	280	310	138	< 5.4	70 m6	122	70 m6	122
					≥ 5.4			60 m6	74
814	380	311	358	196	< 5.5	80 m6	142	80 m6	142
					≥ 5.5			70 m6	87
816	401	340	358	196	< 5.3	90 m6	142	90 m6	142
					≥ 5.3			80 m6	102
818	460	323	394	214	< 5.9	100 m6	150	100 m6	150
					≥ 5.9			90 m6	110
820	490	352	394	214	-	110 m6	150	110 m6	150

RX 800 series	RXP2								
	Z	MV	DB	DV	ir	U	SV	U1	SV1
806	201	156	176	89	< 18.2	45 k6	93	45 k6	93
					≥ 18.2			35 k6	44
808	214	170	176	89	< 17.7	50 k6	93	50 k6	93
					≥ 17.7			40 k6	51
810	244	196	220	98	< 19.7	55 m6	99	55 m6	99
					≥ 19.7			45 k6	54
812	263	218	220	98	< 20.6	60 m6	114	60 m6	114
					≥ 20.6			50 k6	64
814	312	255	260	118	< 20.9	65 m6	101	65 m6	101
					≥ 20.9			55 m6	61
816	337	280	260	118	< 20.9	70 m6	122	70 m6	122
					≥ 20.9			60 m6	74
818	391	311	310	138	< 21.9	80 m6	142	80 m6	142
					≥ 21.9			70 m6	87
820	417	340	310	138	< 21.3	90 m6	142	90 m6	142
					≥ 21.3			80 m6	102

RX 800 Series	RXP3						
	Z	MV	DB	DV	SV	U	
810	234	189	176	89	93	45 k6	
812	251	211	176	89	93	50 m6	
814	286	242	220	98	99	55 m6	
816	314	268	220	98	114	60 m6	
818	366	312	260	118	101	65 m6	
820	390	340	260	118	122	70 m6	

1.13 Accessori

Antiretro



1.13 Accessories

Backstop

RX 700 Series	RXP1			
	NR	SR	AR	D
704	51	14	40	65
708	58.5	13.5	50	80
712	70.5	23	55	100
716	81	29	60	127
720	103.5	21	80	160

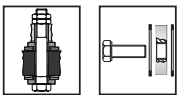
RX 700 Series	RXP2			
	NR	SR	AR	D
708	54	11.8	40	141
712	66.5	10	76	180
716	79	14	55	227
720	99.0	29	60	285

RX 700 Series	NR	SR	AR	D
				A richiesta On request Auf Anfrage
708	54			189
712	66.5			241
716	79			303
720	99.0			380

RX 800 Series	RXP1			
	NR	SR	AR	D
802	109.5	60	90	125
804	120.5	60	100	140
806	135.5	60	110	160
808	149.5	60	120	180
810	163.5	90	130	200
812	190	90	150	225
814	212	90	170	250
816	236.5	110	180	280
818	248.5	110	200	320
820				
822				A richiesta On request Auf anfrage
824				

RX 800 Series	RXP2			
	NR	SR	AR	D
802	90	41	72	225
804	100	57	80	252
806	112.5	66	90	285
808	125	57	100	320
810	140	58	110	360
812	157.5	63	120	405
814	177.5	86	130	450
816	200	81	150	505
818	225	67	170	570
820	250	97	180	640
822	280	80	190	720
824	315	92	240	810
826	355	115	270	900
828				
830				A richiesta / On request / Auf anfrage

RX 800 Series	RXP3			
	NR	SR	AR	D
802	90	8	56	305
804	100	9	63	342
806	112.5	10	72	385
808	125	11	80	432
810	140	12	90	485
812	157.5	14	100	545
814	177.5	16	110	610
816	200	18	120	685
818	225	20	130	770
820	250	22	150	865
822				
824				
826				
828				
830				
832				A richiesta On request Auf anfrage



**1.14 KIT**

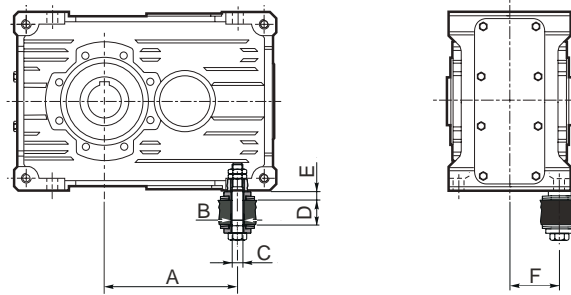
**Kit bullone di reazione**

**1.14 KIT**

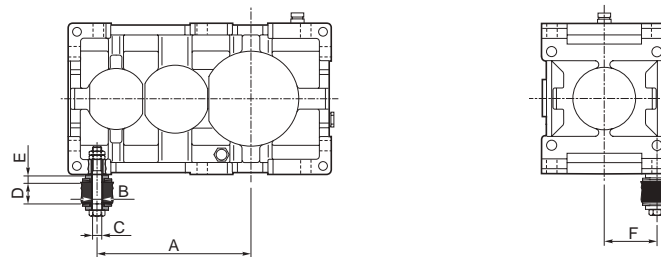
**Torque arm kit**

**1.14 KIT**

**Kit Momentenstütze**



RX 700 Series	A			B	C	D		E	F	Molle a tazza Belleville washers Tellerfedern	
	RXP1	RXP2	RXP3			MIN	MAX			N. 2 Molle a Tazza 2 Belleville washers 2 Tellerfedern	Y (*)
704	102	—	—	9	M8	13	23	8.5	45	31.5x16.3x1.25	0.5
708	134	188	188	11	M10	16	28	9.2	52	31.5x16.3x1.75	0.5
712	166	236	236	13	M12	18	32	10	62.5	40x20.4x2	0.5
716	209	296	296	15	M14	20	35	12	72.5	40x20.4x2.5	0.5
720	272.5	379.5	379.5	17	M16	22	38	14	90	50x25.4x3	0.5



RX 800 Series	A				B	C	D		E	F	Molle a tazza Belleville washers Tellerfedern	
	RXP1	RXP2	RXP3	RXP4			MIN	MAX			N. 4 Molle a tazza 4 Belleville washers 4 Tellerfedern	Y (*)
802	175	225	318	399	20	M16	25	38	13	90	50x25.4x2.5	0.6
804	196	286	355.5	431.5	20	M16	25	38	13	100	50x25.4x2.5	0.6
806	222	322	402	495	24	M20	29	45	16	112.5	63x31x3.5	0.8
808	250	362	452	538	24	M20	29	45	16	125	63x31x3.5	0.8
810	280	405	504	625	30	M24	29	45	19	140	70x35.5x4	0.8
812	315	455	566.5	679.5	30	M24	29	45	19	157.5	70x35.5x4	0.8
814	350	510	634	785	36	M30	37	70	23	177.5	100x51x5	1
816	393	573	712.5	848.5	39	M33	37	70	23	200	100x51x5	1
818	445	645	805	805	39	M33	45	70	23	225	100x51x5	1
820	500	725	904.5	904.5	42	M36	45	80	29	250	125x61x6	1.3

(\*) Valore di compressione delle molle

(\*) Spring compression value

(\*) Wert der Federkompression

**Kit rosetta di montaggio**

**Mounting washer kit**

**Kit Montagescheibe**

	<p>Kit rosetta di montaggio Mounting washer kit Kit Montagescheibe</p>	<p>Alberi Uscita- "C" - "UB" - "B" Output Shafts - "C" - "UB" - "B" Abtriebswellen - "C" - "UB" - "B"</p>
--	--------------------------------------------------------------------------------	-------------------------------------------------------------------------------------------------------------------

**FF - Kit**

**FF - kit**

**FF - Kit**

	<p>FF - Kit FF - kit FF - Kit</p>	<p>Alberi Uscita- "FD" Output Shafts - "FD" Abtriebswellen - "FD"</p>
--	-------------------------------------------	-------------------------------------------------------------------------------

