
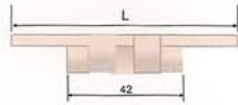
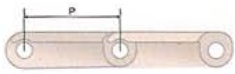


TRANSPORTE RECTO - Acetal/PP


AR 38



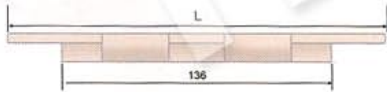
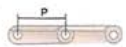
P mm	L mm
	82,5
	101,6
38,10	114,3
	152,4
	190,5



Doble Bisagra AR 821



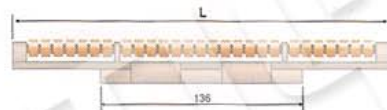
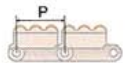
P mm	L mm
	190,5
38,10	254,0
	304,8



Baja presión anterior de línea BPA 821



P mm	L mm
	190,5
38,10	254,0
	304,8



Ruedas /Carreles para Accionamiento y Retorno
(Nylon - PU) Enterizas y Bipartidas



Ruedas de accionamiento

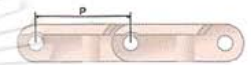
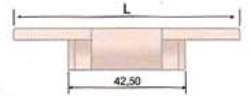


Carreles de retorno

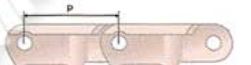
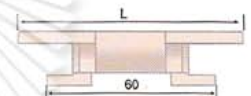


TRANSPORTE CURVO - Acetal/PP


ACM 38.82 r.500



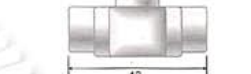

ACT 38.82/114 r.200/ r.500



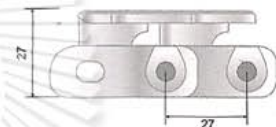
ACT 38.82 r.150



ACT TP 38.82 r.200



ACT 882 r.610



P mm	L mm
	114,3
	152,4
38,10	190,5
	254,0
	304,8

CMA 50 AL r.160



CMA 50 AL/TC r.160



SM 1200 AC r.510

